

ภาคผนวก ค

ใบรับรองผลการตรวจวิเคราะห์

ภาคผนวก ค-1

คุณภาพอากาศจากปล่องระบาย



Analysis / Test Report

Client : Gulf NRV2 Co., Ltd.
789 Moo 6, T. Nongraveing, A. Muang, Nakhonratchasima Thailand 30000
P/O : สัญญาเลขที่4600001547
Project Name : Monitoring EIA
Project Location : GNRV2

Lot ID: 22122458
Date Received : Nov 26, 2022
Date Reported : Nov 29, 2022
Report Number : 2454417-1

Page 1 of 1

Sample Number 22122458-1
Sample Description Emission from Stationary Source
Location HRSG 21
Measurement Date Nov 22, 2022

Stack Description

Ambient Temperature	32 °C	Diameter	3.35 m	Oxygen	14.56 %
Ambient Pressure	743 mmHg	Shape	Circle	Carbon dioxide	3.65 %
Type of Process	Combustion	Stack Temperature	115 °C	Gas Velocity	13.97 m/s
Type of Fuel	Natural Gas	Moisture	8.40 %	Flow Rate	304949 Nm3/hr

Run No.	Sampling Time	Oxygen (%)	Carbon Dioxide (%)	Oxides of Nitrogen (ppm)		Sulfur Dioxide (ppm)	
				at Actual O ₂	at 7% O ₂	at Actual O ₂	at 7% O ₂
1	02:30 PM - 02:50 PM	14.52	3.67	22.90	49.85	0.07	0.15
2	02:51 PM - 03:11 PM	14.57	3.64	22.74	49.94	0.05	0.12
3	03:12 PM - 03:32 PM	14.60	3.64	22.26	49.09	0.05	0.10
Average (ppm)		14.56	3.65	22.63	49.63	0.06	0.12
Guideline ^{1/} (ppm)				-	60	-	6
Guideline ^{2/} (ppm)				-	120	-	20
Result (mg/Nm ³)				42.58	93.37	0.15	0.32
Emission Rate at Actual O ₂ (g/s)				3.6069		0.0125	
Guideline ^{1/} (g/s)				7.4		1.0	
Method				US EPA Method 7E		US EPA Method 6C	

Sampled By : Ussaree Namburee

Guideline : ^{1/} Environmental Impact Assessment Report of Gulf NRV2 Co., Ltd.

^{2/} Notification of the Ministry of Natural Resources and Environment, 2010 (B.E. 2553) on Emission Standard from New Power Plants.

Technical Management

Wichan Choonharat
Manager

ทะเบียนเลขที่ ว-204-ค-6113

Approved by

Sarayuth Jittrantont
Assistant General Manager
ทะเบียนเลขที่ ว-204-ค-4702

The above results are valid only for the analyzed/tested sample(s) as indicated in this report. No part of this report or certificate may be reproduced in any form without written consent from the Laboratory. ALS Laboratory Group (Thailand) strongly recommends that this report is not reproduced except in full.



Analysis / Test Report

Client : Gulf NRV2 Co., Ltd.
789 Moo 6, T. Nongraveing, A. Muang, Nakhonratchasima Thailand 30000
P/O : สัญญาเลขที่ 4600001547
Project Name : Monitoring EIA
Project Location : GNRV2

Lot ID: 22122461

Date Received : Nov 26, 2022
Date Reported : Dec 06, 2022
Report Number: 2454418-1

Page 1 of 2

Sample Number 22122461-1
Sampled Date Nov 22, 2022
Sample Description Emission from Stationary Source
Location HRSG 21
Date Analysis Commenced Dec 01, 2022
Condition of Sample Extracted into one filter paper placed in plastic petri dish

Stack Description

Ambient Pressure	743	mmHg	Diameter	3.35	m	Oxygen	14.6	%
Ambient Temperature	32.0	°C	Shape	Circle		Carbon Dioxide	3.6	%
Type of Process	Combustion		Stack Temperature	115	°C	Gas Velocity	14.0	m/s
Type of Fuel	Natural Gas		Moisture	8.46	%	Flow Rate (Actual O2)	304385	Nm3/hr

Analyte	Sampled Time	Unit	LOD	LOQ (LOR)	Result at 7 %O ₂	Result at 14.6 % O ₂	Guideline (1)	Guideline (2)	Method	Testing Location
Air Testing										
Total Suspended Particulate	02:30 PM - 03:18 PM	mg/m3	-	0.5	<0.5	<0.5	28	60	US EPA, Method 5	Bangkok

Guideline :

Guideline (1) Environmental Impact Assessment Report of Gulf NRV2 Co., Ltd.
Guideline (2) Notification of the Ministry of Natural Resources and Environment, 2010 (B.E. 2553) on Emission Standard from New Power Plants.

Technical Management

Saranya C.
Saranya Chalermthamrong
Scientist (4)
ทะเบียนเลขที่ ว-204-จ-4717

Approved by

Kanokkorn Anek
Kanokkorn Anek
Senior Manager
ทะเบียนเลขที่ ว-204-ค-6111

The above results are valid only for the analyzed/tested sample(s) as indicated in this report. No part of this report or certificate may be reproduced in any form without written consent from the Laboratory. ALS Laboratory Group (Thailand) strongly recommends that this report is not reproduced except in full.

ADDRESS 104 Phatthanakan 40, Phatthanakan Rd., Khwaeng Phatthanakan, Khet Suan Luang, Bangkok 10250 Thailand | PHONE +66 0 2760 3000 | FAX +66 0 2760 3197
ALS LABORATORY GROUP (THAILAND) CO., LTD. An ALS Limited Company



Analysis / Test Report

Client : Gulf NRV2 Co., Ltd.
789 Moo 6, T. Nongraveing, A. Muang, Nakhonratchasima Thailand 30000
P/O : สัญญาเลขที่ 4600001547
Project Name : Monitoring EIA
Project Location : GNRV2

Lot ID: 22122461

Date Received : Nov 26, 2022
Date Reported : Dec 06, 2022
Report Number: 2454418-1

Page 2 of 2

Sample Number 22122461-1
Sampled Date Nov 22, 2022
Sample Description Emission from Stationary Source
Location HRSG 21
Date Analysis Commenced Dec 01, 2022
Condition of Sample Extracted into one filter paper placed in plastic petri dish

Stack Description

Ambient Pressure	743	mmHg	Diameter	3.35	m	Oxygen	14.6	%
Ambient Temperature	32.0	°C	Shape	Circle		Carbon Dioxide	3.6	%
Type of Process	Combustion		Stack Temperature	115	°C	Gas Velocity	14.0	m/s
Type of Fuel	Natural Gas		Moisture	8.46	%	Flow Rate (Actual O2)	304385	Nm3/hr

Analyte	Sampled Time	Unit	LOD	LOQ (LOR)	Result Emission Rate	Guideline (1)	Guideline (2)	Method	Testing Location
Air Testing									
Total Suspended Particulate	02:30 PM - 03:18 PM	g/s	-	-	<0.04	1.7	-	Calculated	Bangkok

Guideline :

Guideline (1) Environmental Impact Assessment Report of Gulf NRV2 Co., Ltd.
Guideline (2) Notification of the Ministry of Natural Resources and Environment, 2010 (B.E. 2553) on Emission Standard from New Power Plants.

Sampled By : Atsawared Jorsaw

Remark :

- LOD : Limit of Detection
- "<" : Lower than LOQ (Limit of Quantitation) / LOR (Limit of Reporting)

Technical Management

Saranya C.
Saranya Chalermthamrong
Scientist (4)
ทะเบียนเลขที่ ว-204-จ-4717

Approved by

Kanokkorn Anek
Kanokkorn Anek
Senior Manager
ทะเบียนเลขที่ ว-204-ค-6111

The above results are valid only for the analyzed/tested sample(s) as indicated in this report. No part of this report or certificate may be reproduced in any form without written consent from the Laboratory. ALS Laboratory Group (Thailand) strongly recommends that this report is not reproduced except in full.

ADDRESS 104 Phatthanakan 40, Phatthanakan Rd., Khwaeng Phatthanakan, Khet Suan Luang, Bangkok 10250 Thailand | PHONE +66 0 2760 3000 | FAX +66 0 2760 3197
ALS LABORATORY GROUP (THAILAND) CO., LTD. An ALS Limited Company

Life Sciences

www.alsglobal.com

RIGHT SOLUTIONS RIGHT PARTNER

11418-31/ EMAIL

S:\Reports_Air Stack_O2_2GL.rpt (3:47PM)



Analysis / Test Report

Client : Gulf NRV2 Co., Ltd.
789 Moo 6, T. Nongraveing, A. Muang, Nakhonratchasima Thailand 30000
P/O : สัญญาเลขที่ 4600001547
Project Name : Monitoring EIA
Project Location : GNRV2

Lot ID: 22122459
Date Received : Nov 26, 2022
Date Reported : Nov 29, 2022
Report Number : 2454416-1

Page 1 of 1

Sample Number 22122459-1
Sample Description Emission from Stationary Source
Location HRSG 22
Measurement Date Nov 23, 2022

Stack Description

Ambient Temperature	30 °C	Diameter	3.35 m	Oxygen	14.52 %
Ambient Pressure	743 mmHg	Shape	Circle	Carbon dioxide	3.71 %
Type of Process	Combustion	Stack Temperature	112 °C	Gas Velocity	14.35 m/s
Type of Fuel	Natural Gas	Moisture	8.59 %	Flow Rate	314912 Nm ³ /hr

Run No.	Sampling Time	Oxygen (%)	Carbon Dioxide (%)	Oxides of Nitrogen (ppm)		Sulfur Dioxide (ppm)	
				at Actual O ₂	at 7% O ₂	at Actual O ₂	at 7% O ₂
1	12:10 PM - 12:30 PM	14.50	3.72	17.62	38.28	0.09	0.20
2	12:31 PM - 12:51 PM	14.53	3.71	16.86	36.81	0.08	0.17
3	12:52 PM - 01:12 PM	14.52	3.72	17.49	38.10	0.09	0.19
Average (ppm)		14.52	3.71	17.33	37.73	0.09	0.19
Guideline ^{1/} (ppm)				-	60	-	6
Guideline ^{2/} (ppm)				-	120	-	20
Result (mg/Nm ³)				32.60	70.99	0.22	0.49
Emission Rate at Actual O ₂ (g/s)				2.8515		0.0197	
Guideline ^{1/} (g/s)				7.4		1.0	
Method				US EPA Method 7E		US EPA Method 6C	

Sampled By : Ussaree Namburee

Guideline : ^{1/} Environmental Impact Assessment Report of Gulf NRV2 Co., Ltd.

^{2/} Notification of the Ministry of Natural Resources and Environment, 2010 (B.E. 2553) on Emission Standard from New Power Plants.

Technical Management

Wichan Choonharat
Manager

ทะเบียนเลขที่ ว-204-ค-6113

Approved by

Sarayuth Jittrantont
Assistant General Manager

ทะเบียนเลขที่ ว-204-ค-4702

The above results are valid only for the analyzed/tested sample(s) as indicated in this report. No part of this report or certificate may be reproduced in any form without written consent from the Laboratory. ALS Laboratory Group (Thailand) strongly recommends that this report is not reproduced except in full.



Analysis / Test Report

Client : Gulf NRV2 Co., Ltd.
789 Moo 6, T. Nongraveing, A. Muang, Nakhonratchasima Thailand 30000
P/O : สัญญาเลขที่ 4600001547
Project Name : Monitoring EIA
Project Location : GNRV2

Lot ID: 22122460

Date Received : Nov 26, 2022
Date Reported : Dec 06, 2022
Report Number: 2454419-1

Page 1 of 2

Sample Number 22122460-1
Sampled Date Nov 23, 2022
Sample Description Emission from Stationary Source
Location HRSG 22
Date Analysis Commenced Dec 01, 2022
Condition of Sample Extracted into one filter paper placed in plastic petri dish

Stack Description

Ambient Pressure	743	mmHg	Diameter	3.35	m	Oxygen	14.5	%
Ambient Temperature	30.0	°C	Shape	Circle		Carbon Dioxide	3.7	%
Type of Process	Combustion		Stack Temperature	112	°C	Gas Velocity	14.3	m/s
Type of Fuel	Natural Gas		Moisture	8.70	%	Flow Rate (Actual O2)	314249	Nm3/hr

Analyte	Sampled Time	Unit	LOD	LOQ (LOR)	Result at 7 %O ₂	Result at 14.5 % O ₂	Guideline (1)	Guideline (2)	Method	Testing Location
Air Testing										
Total Suspended Particulate	12:10 PM - 12:58 PM	mg/m3	-	0.5	<0.5	<0.5	28	60	US EPA, Method 5	Bangkok

Guideline :

Guideline (1) Environmental Impact Assessment Report of Gulf NRV2 Co., Ltd.
Guideline (2) Notification of the Ministry of Natural Resources and Environment, 2010 (B.E. 2553) on Emission Standard from New Power Plants.

Technical Management

Saranya C.
Saranya Chalermthamrong
Scientist (4)
ทะเบียนเลขที่ ว-204-จ-4717

Approved by

Kanokkorn Anek
Kanokkorn Anek
Senior Manager
ทะเบียนเลขที่ ว-204-ค-6111

The above results are valid only for the analyzed/tested sample(s) as indicated in this report. No part of this report or certificate may be reproduced in any form without written consent from the Laboratory. ALS Laboratory Group (Thailand) strongly recommends that this report is not reproduced except in full.

ADDRESS 104 Phatthanakan 40, Phatthanakan Rd., Khwaeng Phatthanakan, Khet Suan Luang, Bangkok 10250 Thailand | PHONE +66 0 2760 3000 | FAX +66 0 2760 3197
ALS LABORATORY GROUP (THAILAND) CO., LTD. An ALS Limited Company



Analysis / Test Report

Client : Gulf NRV2 Co., Ltd.
789 Moo 6, T. Nongraveing, A. Muang, Nakhonratchasima Thailand 30000
P/O : สัญญาเลขที่ 4600001547
Project Name : Monitoring EIA
Project Location : GNRV2

Lot ID: 22122460

Date Received : Nov 26, 2022
Date Reported : Dec 06, 2022
Report Number: 2454419-1

Page 2 of 2

Sample Number 22122460-1
Sampled Date Nov 23, 2022
Sample Description Emission from Stationary Source
Location HRSG 22
Date Analysis Commenced Dec 01, 2022
Condition of Sample Extracted into one filter paper placed in plastic petri dish

Stack Description

Ambient Pressure	743	mmHg	Diameter	3.35	m	Oxygen	14.5	%
Ambient Temperature	30.0	°C	Shape	Circle		Carbon Dioxide	3.7	%
Type of Process	Combustion		Stack Temperature	112	°C	Gas Velocity	14.3	m/s
Type of Fuel	Natural Gas		Moisture	8.70	%	Flow Rate (Actual O2)	314249	Nm3/hr

Analyte	Sampled Time	Unit	LOD	LOQ (LOR)	Result Emission Rate	Guideline (1)	Guideline (2)	Method	Testing Location
Air Testing									
Total Suspended Particulate	12:10 PM - 12:58 PM	g/s	-	-	<0.04	1.7	-	Calculated	Bangkok

Guideline :

Guideline (1) Environmental Impact Assessment Report of Gulf NRV2 Co., Ltd.
Guideline (2) Notification of the Ministry of Natural Resources and Environment, 2010 (B.E. 2553) on Emission Standard from New Power Plants.

Sampled By : Atsawared Jorsaw

Remark :

- LOD : Limit of Detection
- "<" : Lower than LOQ (Limit of Quantitation) / LOR (Limit of Reporting)

Technical Management

Saranya C.
Saranya Chalermthamrong
Scientist (4)
ทะเบียนเลขที่ ว-204-จ-4717

Approved by

Kanokkorn Anek
Kanokkorn Anek
Senior Manager
ทะเบียนเลขที่ ว-204-ค-6111

The above results are valid only for the analyzed/tested sample(s) as indicated in this report. No part of this report or certificate may be reproduced in any form without written consent from the Laboratory. ALS Laboratory Group (Thailand) strongly recommends that this report is not reproduced except in full.

ADDRESS 104 Phatthanakan 40, Phatthanakan Rd., Khwaeng Phatthanakan, Khet Suan Luang, Bangkok 10250 Thailand | PHONE +66 0 2760 3000 | FAX +66 0 2760 3197
ALS LABORATORY GROUP (THAILAND) CO., LTD. An ALS Limited Company

ภาคผนวก ค-2

คุณภาพอากาศในบรรยากาศ



Analysis / Test Report

TESTING
No.0009

Client : Gulf NRV2 Co., Ltd.
789 Moo 6, T. Nongraveing, A. Muang, Nakhonratchasima Thailand 30000
P/O : GNRV2-4211200239
Project Name : Monitoring EIA
Project Location : GNRV2

Lot ID: 22122125

Date Received : Nov 30, 2022
Date Reported : Dec 20, 2022
Report Number : 2515028-1C11

Page 1 of 1

Sample Number	22122125-1
Sample Description	Air Quality
Location	โรงเรียนบ้านหนองดาง (GPS 48P 0194367, 1654799)
Date Analysis Commenced	Dec 02, 2022
Condition of Sample	Drawn into one glass filter paper (8x10 inch) placed in plastic bag and one quartz filter paper (8x10 inch) placed in plastic bag

Sample Number	Sampled Date	Total Suspended Particulate (mg/m3)	Particulate Matter (PM-10) (mg/m3)	Barometric Pressure (mm Hg)	Atmospheric Temperature (°C)
22122125-1	Nov 21 - Nov 22, 2022	0.090	0.036	747	29
22122125-2	Nov 22 - Nov 23, 2022	0.114	0.033	747	30
22122125-3	Nov 23 - Nov 24, 2022	0.048	0.012	747	30
22122125-4	Nov 24 - Nov 25, 2022	0.036	0.015	747	29
22122125-5	Nov 25 - Nov 26, 2022	0.070	0.030	747	30
22122125-6	Nov 26 - Nov 27, 2022	0.059	0.026	747	30
22122125-7	Nov 27 - Nov 28, 2022	0.071	0.029	747	30
Guideline		0.33	0.12	-	-

Reference Method

Total Suspended Particulate : US EPA 40 CFR Part 50 Appendix B

Particulate Matter (PM-10) : US EPA 40 CFR Part 50 Appendix J

Guideline : Notification of the National Environmental Board. No.24, 2004 (B.E.2547) dated September 22, 2004

Sampled By : Sangtawan Natasat

Approved by

Saranya C.

Saranya Chalermthamrong
Scientist (4)

The above results are valid only for the analyzed/tested sample(s) as indicated in this report. No part of this report or certificate may be reproduced in any form without written consent from the Laboratory. ALS Laboratory Group (Thailand) strongly recommends that this report is not reproduced except in full.

ADDRESS 104 Phatthanakan 40, Phatthanakan Rd., Khwaeng Phatthanakan, Khet Suan Luang, Bangkok 10250 Thailand | PHONE +66 0 2760 3000 | FAX +66 0 2760 3197

Life Sciences

www.alsglobal.com

RIGHT SOLUTIONS RIGHT PARTNER



Analysis / Test Report

TESTING
No.0009

Client : Gulf NRV2 Co., Ltd.
789 Moo 6, T. Nongraveing, A. Muang, Nakhonratchasima Thailand 30000
P/O : GNRV2-4211200239
Project Name : Monitoring EIA
Project Location : GNRV2

Lot ID: 22122125

Date Received : Nov 30, 2022
Date Reported : Dec 20, 2022
Report Number : 2515033-1C11

Page 1 of 1

Sample Number	22122125-8
Sample Description	Air Quality
Location	โรงเรียนบ้านนาบมะค่า (GPS 48P 0197463, 1653650)
Date Analysis Commenced	Dec 02, 2022
Condition of Sample	Drawn into one glass filter paper (8x10 inch) placed in plastic bag and one quartz filter paper (8x10 inch) placed in plastic bag

Sample Number	Sampled Date	Total Suspended Particulate (mg/m3)	Particulate Matter (PM-10) (mg/m3)	Barometric Pressure (mm Hg)	Atmospheric Temperature (°C)
22122125-8	Nov 21 - Nov 22, 2022	0.059	0.027	747	29
22122125-9	Nov 22 - Nov 23, 2022	0.043	0.021	747	30
22122125-10	Nov 23 - Nov 24, 2022	0.025	0.009	747	30
22122125-11	Nov 24 - Nov 25, 2022	0.021	0.010	747	29
22122125-12	Nov 25 - Nov 26, 2022	0.045	0.019	747	30
22122125-13	Nov 26 - Nov 27, 2022	0.036	0.018	747	30
22122125-14	Nov 27 - Nov 28, 2022	0.046	0.018	747	30
Guideline		0.33	0.12	-	-

Reference Method

Total Suspended Particulate : US EPA 40 CFR Part 50 Appendix B

Particulate Matter (PM-10) : US EPA 40 CFR Part 50 Appendix J

Guideline : Notification of the National Environmental Board. No.24, 2004 (B.E.2547) dated September 22, 2004

Sampled By : Sangtawan Natasat

Approved by

Saranya C.

Saranya Chalermthamrong
Scientist (4)

The above results are valid only for the analyzed/tested sample(s) as indicated in this report. No part of this report or certificate may be reproduced in any form without written consent from the Laboratory. ALS Laboratory Group (Thailand) strongly recommends that this report is not reproduced except in full.

ADDRESS 104 Phatthanakan 40, Phatthanakan Rd., Khwaeng Phatthanakan, Khet Suan Luang, Bangkok 10250 Thailand | PHONE +66 0 2760 3000 | FAX +66 0 2760 3197

Life Sciences

www.alsglobal.com

RIGHT SOLUTIONS RIGHT PARTNER



Analysis / Test Report

TESTING
No.0009

Client : Gulf NRV2 Co., Ltd.
789 Moo 6, T. Nongraveing, A. Muang, Nakhonratchasima Thailand 30000
P/O : GNRV2-4211200239
Project Name : Monitoring EIA
Project Location : GNRV2

Lot ID: 22122125

Date Received : Nov 30, 2022
Date Reported : Dec 20, 2022
Report Number : 2515035-1C11

Page 1 of 1

Sample Number	22122125-15
Sample Description	Air Quality
Location	โรงพยาบาลส่งเสริมสุขภาพตำบลหนองปลิง (GPS 48P 0193362, 1650626)
Date Analysis Commenced	Dec 02, 2022
Condition of Sample	Drawn into one glass filter paper (8x10 inch) placed in plastic bag and one quartz filter paper (8x10 inch) placed in plastic bag

Sample Number	Sampled Date	Total Suspended Particulate (mg/m3)	Particulate Matter (PM-10) (mg/m3)	Barometric Pressure (mm Hg)	Atmospheric Temperature (°C)
22122125-15	Nov 21 - Nov 22, 2022	0.073	0.035	747	29
22122125-16	Nov 22 - Nov 23, 2022	0.068	0.031	747	30
22122125-17	Nov 23 - Nov 24, 2022	0.037	0.017	747	30
22122125-18	Nov 24 - Nov 25, 2022	0.044	0.021	747	29
22122125-19	Nov 25 - Nov 26, 2022	0.062	0.031	747	30
22122125-20	Nov 26 - Nov 27, 2022	0.055	0.027	747	30
22122125-21	Nov 27 - Nov 28, 2022	0.049	0.025	747	30
Guideline		0.33	0.12	-	-

Reference Method

Total Suspended Particulate : US EPA 40 CFR Part 50 Appendix B

Particulate Matter (PM-10) : US EPA 40 CFR Part 50 Appendix J

Guideline : Notification of the National Environmental Board. No.24, 2004 (B.E.2547) dated September 22, 2004

Sampled By : Sangtawan Natasat

Approved by

Saranya C.

Saranya Chalermthamrong
Scientist (4)

The above results are valid only for the analyzed/tested sample(s) as indicated in this report. No part of this report or certificate may be reproduced in any form without written consent from the Laboratory. ALS Laboratory Group (Thailand) strongly recommends that this report is not reproduced except in full.



Analysis / Test Report

TESTING
No.0009

Client : Gulf NRV2 Co., Ltd.
789 Moo 6, T. Nongraveing, A. Muang, Nakhonratchasima Thailand 30000
P/O : GNRV2-4211200239
Project Name : Monitoring EIA
Project Location : GNRV2

Lot ID: 22122125

Date Received : Nov 30, 2022
Date Reported : Dec 20, 2022
Report Number : 2453430-1C11

Page 1 of 1

Sample Number	22122125-22
Sample Description	Air Quality
Location	วัดใหม่หนองบอน (GPS 48P 0197228, 1647957)
Date Analysis Commenced	Dec 02, 2022
Condition of Sample	Drawn into one glass filter paper (8x10 inch) placed in plastic bag and one quartz filter paper (8x10 inch) placed in plastic bag

Sample Number	Sampled Date	Total Suspended Particulate (mg/m3)	Particulate Matter (PM-10) (mg/m3)	Barometric Pressure (mm Hg)	Atmospheric Temperature (°C)
22122125-22	Nov 21 - Nov 22, 2022	0.055	0.031	747	29
22122125-23	Nov 22 - Nov 23, 2022	0.062	0.021	747	30
22122125-24	Nov 23 - Nov 24, 2022	0.029	0.016	747	30
22122125-25	Nov 24 - Nov 25, 2022	0.023	0.013	747	29
22122125-26	Nov 25 - Nov 26, 2022	0.041	0.024	747	30
22122125-27	Nov 26 - Nov 27, 2022	0.035	0.019	747	30
22122125-28	Nov 27 - Nov 28, 2022	0.035	0.021	747	30
Guideline		0.33	0.12	-	-

Reference Method

Total Suspended Particulate : US EPA 40 CFR Part 50 Appendix B

Particulate Matter (PM-10) : US EPA 40 CFR Part 50 Appendix J

Guideline : Notification of the National Environmental Board. No.24, 2004 (B.E.2547) dated September 22, 2004

Sampled By : Sangtawan Natasat

Approved by

Saranya C.

Saranya Chalermthamrong
Scientist (4)

The above results are valid only for the analyzed/tested sample(s) as indicated in this report. No part of this report or certificate may be reproduced in any form without written consent from the Laboratory. ALS Laboratory Group (Thailand) strongly recommends that this report is not reproduced except in full.

ADDRESS 104 Phatthanakan 40, Phatthanakan Rd., Khwaeng Phatthanakan, Khet Suan Luang, Bangkok 10250 Thailand | PHONE +66 0 2760 3000 | FAX +66 0 2760 3197

Life Sciences

www.alsglobal.com

RIGHT SOLUTIONS RIGHT PARTNER



Analysis / Test Report

Client : Gulf NRV2 Co., Ltd.

789 Moo 6, T. Nongraveing, A. Muang, Nakhonratchasima Thailand 30000

P/O : สัญญาเลขที่4600001547

Project Name : Monitoring EIA

Project Location : GNRV2

Lot ID: 22122115

Date Received : Nov 30, 2022

Date Reported : Jan 04, 2023

Report Number : 2453419-1C11

Page 1 of 1

Sample Description	Air Quality
Location	โรงเรียนบ้านหนองตากง (GPS 48P 0194367, 1654799)
Parameter	Nitrogen dioxide (ppm)
Measurement Date	Nov 21, 2022 - Nov 28, 2022
Measurement by	Sangtawan Natasat

	22122115-1 Nov 21, 2022	22122115-2 Nov 22, 2022	22122115-3 Nov 23, 2022	22122115-4 Nov 24, 2022	22122115-5 Nov 25, 2022	22122115-6 Nov 26, 2022	22122115-7 Nov 27, 2022
Time							
01:00 PM - 02:00 PM	<0.001	0.003	0.002	<0.001	0.001	0.002	0.002
02:00 PM - 03:00 PM	<0.001	0.002	0.002	0.001	0.001	0.002	0.002
03:00 PM - 04:00 PM	<0.001	0.002	0.002	0.002	0.001	0.002	0.002
04:00 PM - 05:00 PM	<0.001	0.002	0.001	0.001	0.001	0.001	0.002
05:00 PM - 06:00 PM	0.001	0.002	0.002	0.001	0.002	0.002	0.001
06:00 PM - 07:00 PM	0.002	0.008	0.002	0.002	0.002	0.003	0.001
07:00 PM - 08:00 PM	0.003	0.004	0.003	0.002	0.004	0.006	0.002
08:00 PM - 09:00 PM	0.005	0.007	0.003	0.003	0.006	0.006	0.005
09:00 PM - 10:00 PM	0.004	0.013	0.002	0.003	0.010	0.003	0.007
10:00 PM - 11:00 PM	0.005	0.011	0.002	0.001	0.007	0.005	0.007
11:00 PM - 12:00 AM	0.006	0.010	0.002	0.002	0.005	0.005	0.005
12:00 AM - 01:00 AM	0.010	0.008	0.002	0.002	0.004	0.006	0.004
01:00 AM - 02:00 AM	0.008	0.007	0.004	0.002	0.006	0.004	0.003
02:00 AM - 03:00 AM	0.008	0.006	0.003	0.002	0.005	0.004	0.003
03:00 AM - 04:00 AM	0.006	0.005	0.002	0.002	0.004	0.003	0.003
04:00 AM - 05:00 AM	0.006	0.004	0.002	0.002	0.003	0.002	0.002
05:00 AM - 06:00 AM	0.004	0.003	0.001	0.002	0.003	0.002	0.002
06:00 AM - 07:00 AM	0.004	0.003	0.001	0.001	0.002	0.002	0.002
07:00 AM - 08:00 AM	0.006	0.003	0.001	0.001	0.002	0.002	0.001
08:00 AM - 09:00 AM	0.007	0.003	<0.001	0.001	0.002	0.002	0.001
09:00 AM - 10:00 AM	0.008	0.004	0.001	0.002	0.001	0.002	0.002
10:00 AM - 11:00 AM	0.008	0.005	0.003	0.003	0.002	0.002	0.003
11:00 AM - 12:00 PM	0.005	0.004	0.004	0.002	0.002	0.002	0.003
12:00 PM - 01:00 PM	0.004	0.002	0.001	0.001	0.001	0.002	0.003
Average	0.005	0.005	0.002	0.002	0.003	0.003	0.003
1hr - Maximum	0.010	0.013	0.004	0.003	0.010	0.006	0.007
Standard 1hr - Average	0.170	0.170	0.170	0.170	0.170	0.170	0.170

Standard : Notification of the National Environment Board No. 33, 2009 (B.E. 2552).

Reference Method : US EPA Method Part 50 App. F (Chemiluminescence)

The above results are valid only for the analyzed/tested sample(s) as indicated in this report. No part of this report or certificate may be reproduced in any form without written consent from the Laboratory. ALS Laboratory Group (Thailand) strongly recommends that this report is not reproduced except in full.

Approved by

Saranya C.

Saranya Chalermthamrong
Scientist (4)

ADDRESS 104 Phatthanakan 40, Phatthanakan Rd., Khwaeng Phatthanakan, Khet Suan Luang, Bangkok 10250 Thailand | PHONE +66 0 2760 3000 | FAX +66 0 2760 3197



Analysis / Test Report

Client : Gulf NRV2 Co., Ltd.

789 Moo 6, T. Nongraveing, A. Muang, Nakhonratchasima Thailand 30000

P/O : สัญญาเลขที่4600001547

Project Name : Monitoring EIA

Project Location : GNRV2

Lot ID: 22122115

Date Received : Nov 30, 2022

Date Reported : Jan 04, 2023

Report Number : 2511822-1C11

Page 1 of 1

Sample Description Air Quality
Location โรงเรียนบ้านมาบมะค่า (GPS 48P 0197463, 1653650)
Parameter Nitrogen dioxide (ppm)
Measurement Date Nov 21, 2022 - Nov 28, 2022
Measurement by Sangtawan Natasat

	22122115-8	22122115-9	22122115-10	22122115-11	22122115-12	22122115-13	22122115-14
Time	Nov 21, 2022	Nov 22, 2022	Nov 23, 2022	Nov 24, 2022	Nov 25, 2022	Nov 26, 2022	Nov 27, 2022
12:00 PM - 01:00 PM	0.004	0.006	0.003	0.002	0.001	0.002	0.002
01:00 PM - 02:00 PM	0.003	0.005	0.002	0.001	<0.001	<0.001	0.003
02:00 PM - 03:00 PM	0.002	0.003	0.001	<0.001	<0.001	<0.001	0.001
03:00 PM - 04:00 PM	0.003	0.002	<0.001	<0.001	<0.001	<0.001	0.002
04:00 PM - 05:00 PM	0.008	0.001	<0.001	<0.001	<0.001	<0.001	<0.001
05:00 PM - 06:00 PM	0.006	0.002	<0.001	<0.001	<0.001	<0.001	<0.001
06:00 PM - 07:00 PM	0.002	0.002	<0.001	<0.001	<0.001	0.001	<0.001
07:00 PM - 08:00 PM	0.001	0.001	<0.001	<0.001	0.001	0.002	<0.001
08:00 PM - 09:00 PM	0.002	0.002	0.001	<0.001	0.003	0.003	<0.001
09:00 PM - 10:00 PM	0.003	0.002	0.002	<0.001	0.005	0.003	0.004
10:00 PM - 11:00 PM	0.002	0.004	0.002	0.003	0.013	0.002	0.008
11:00 PM - 12:00 AM	0.004	0.008	0.002	0.002	0.006	0.005	0.009
12:00 AM - 01:00 AM	0.013	0.005	0.002	0.004	0.006	0.005	0.010
01:00 AM - 02:00 AM	0.009	0.010	0.004	0.003	0.006	0.005	0.008
02:00 AM - 03:00 AM	0.007	0.007	0.003	0.001	0.008	0.007	0.006
03:00 AM - 04:00 AM	0.008	0.004	0.008	0.002	0.006	0.006	0.006
04:00 AM - 05:00 AM	0.007	0.005	0.006	0.002	0.004	0.005	0.006
05:00 AM - 06:00 AM	0.004	0.003	0.003	0.004	0.005	0.005	0.005
06:00 AM - 07:00 AM	0.006	0.002	0.003	0.004	0.004	0.004	0.006
07:00 AM - 08:00 AM	0.004	0.001	0.002	0.004	0.004	0.003	0.006
08:00 AM - 09:00 AM	0.004	0.002	0.003	0.002	0.003	0.003	0.005
09:00 AM - 10:00 AM	0.003	0.002	0.003	0.002	0.003	0.003	0.004
10:00 AM - 11:00 AM	0.004	0.002	0.002	0.002	0.003	0.002	0.006
11:00 AM - 12:00 PM	0.005	0.003	0.002	0.003	0.003	0.002	0.006
Average	0.005	0.003	0.002	0.002	0.004	0.003	0.004
1hr - Maximum	0.013	0.010	0.008	0.004	0.013	0.007	0.010
Standard 1hr - Average	0.170	0.170	0.170	0.170	0.170	0.170	0.170

Standard : Notification of the National Environment Board No. 33, 2009 (B.E. 2552).

Reference Method : US EPA Method Part 50 App. F (Chemiluminescence)

The above results are valid only for the analyzed/tested sample(s) as indicated in this report. No part of this report or certificate may be reproduced in any form without written consent from the Laboratory. ALS Laboratory Group (Thailand) strongly recommends that this report is not reproduced except in full.

Approved by

Saranya C.

Saranya Chalermthamrong
Scientist (4)

ADDRESS 104 Phatthanakan 40, Phatthanakan Rd., Khwaeng Phatthanakan, Khet Suan Luang, Bangkok 10250 Thailand | PHONE +66 0 2760 3000 | FAX +66 0 2760 3197



Analysis / Test Report

Client : Gulf NRV2 Co., Ltd.

789 Moo 6, T. Nongraveing, A. Muang, Nakhonratchasima Thailand 30000

P/O : GNRV2-4211200239

Project Name : Monitoring EIA

Project Location : GNRV2

Lot ID: 22122115

Date Received : Nov 30, 2022

Date Reported : Jan 04, 2023

Report Number : 2511823-1C11

Page 1 of 1

Sample Description Air Quality
Location โรงพยาบาลส่งเสริมสุขภาพตำบลหนองปลิง (GPS 48P 0193362, 1650626)
Parameter Nitrogen dioxide (ppm)
Measurement Date Nov 21, 2022 - Nov 28, 2022
Measurement by Sangtawan Natasat

Time	22122115-15 Nov 21, 2022	22122115-16 Nov 22, 2022	22122115-17 Nov 23, 2022	22122115-18 Nov 24, 2022	22122115-19 Nov 25, 2022	22122115-20 Nov 26, 2022	22122115-21 Nov 27, 2022
10:00 AM - 11:00 AM	0.002	0.010	0.008	0.003	0.004	0.003	0.002
11:00 AM - 12:00 PM	0.004	0.010	0.007	0.004	0.005	0.003	0.002
12:00 PM - 01:00 PM	0.005	0.012	0.008	0.005	0.009	0.006	0.002
01:00 PM - 02:00 PM	0.006	0.021	0.011	0.009	0.011	0.005	0.001
02:00 PM - 03:00 PM	0.006	0.020	0.011	0.010	0.012	0.004	0.001
03:00 PM - 04:00 PM	0.007	0.020	0.011	0.010	0.010	0.004	0.002
04:00 PM - 05:00 PM	0.009	0.013	0.008	0.008	0.009	0.003	0.002
05:00 PM - 06:00 PM	0.015	0.015	0.008	0.006	0.010	0.002	0.001
06:00 PM - 07:00 PM	0.016	0.015	0.007	0.005	0.009	0.002	0.002
07:00 PM - 08:00 PM	0.014	0.009	0.007	0.003	0.003	0.003	0.002
08:00 PM - 09:00 PM	0.009	0.010	0.005	0.002	0.002	0.002	0.003
09:00 PM - 10:00 PM	0.007	0.007	0.004	0.002	0.001	0.002	0.003
10:00 PM - 11:00 PM	0.011	0.007	0.004	0.002	0.001	0.004	0.004
11:00 PM - 12:00 AM	0.010	0.007	0.005	0.003	0.002	0.002	0.004
12:00 AM - 01:00 AM	0.007	0.009	0.004	0.003	0.002	0.002	0.004
01:00 AM - 02:00 AM	0.005	0.011	0.004	0.003	0.002	0.002	0.006
02:00 AM - 03:00 AM	0.007	0.012	0.006	0.004	0.003	<0.001	0.005
03:00 AM - 04:00 AM	0.013	0.012	0.004	0.004	0.002	0.001	0.006
04:00 AM - 05:00 AM	0.012	0.012	0.006	0.004	0.002	0.002	0.007
05:00 AM - 06:00 AM	0.009	0.011	0.006	0.003	0.003	0.004	0.004
06:00 AM - 07:00 AM	0.008	0.008	0.005	0.003	0.003	0.004	0.004
07:00 AM - 08:00 AM	0.007	0.009	0.004	0.004	0.003	0.004	0.005
08:00 AM - 09:00 AM	0.007	0.007	0.004	0.003	0.004	0.004	0.005
09:00 AM - 10:00 AM	0.008	0.007	0.003	0.003	0.007	0.002	0.004
Average	0.009	0.011	0.006	0.004	0.005	0.003	0.003
1hr - Maximum	0.016	0.021	0.011	0.010	0.012	0.006	0.007
Standard 1hr - Average	0.170	0.170	0.170	0.170	0.170	0.170	0.170

Standard : Notification of the National Environment Board No. 33, 2009 (B.E. 2552).

Reference Method : US EPA Method Part 50 App. F (Chemiluminescence)

The above results are valid only for the analyzed/tested sample(s) as indicated in this report. No part of this report or certificate may be reproduced in any form without written consent from the Laboratory. ALS Laboratory Group (Thailand) strongly recommends that this report is not reproduced except in full.

Approved by

Saranya C.

Saranya Chalermthamrong
Scientist (4)

ADDRESS 104 Phatthanakan 40, Phatthanakan Rd., Khwaeng Phatthanakan, Khet Suan Luang, Bangkok 10250 Thailand | PHONE +66 0 2760 3000 | FAX +66 0 2760 3197



Analysis / Test Report

Client : Gulf NRV2 Co., Ltd.

789 Moo 6, T. Nongraveing, A. Muang, Nakhonratchasima Thailand 30000

P/O : สัญญาเลขที่4600001547

Project Name : Monitoring EIA

Project Location : GNRV2

Lot ID: 22122115

Date Received : Nov 30, 2022

Date Reported : Jan 04, 2023

Report Number : 2511824-1C11

Page 1 of 1

Sample Description	Air Quality						
Location	วัดใหม่หนองบอน (GPS 48P 0197228, 1647957)						
Parameter	Nitrogen dioxide (ppm)						
Measurement Date	Nov 21, 2022 - Nov 28, 2022						
Measurement by	Sangtawan Natasat						
	22122115-22	22122115-23	22122115-24	22122115-25	22122115-26	22122115-27	22122115-28
Time	Nov 21, 2022	Nov 22, 2022	Nov 23, 2022	Nov 24, 2022	Nov 25, 2022	Nov 26, 2022	Nov 27, 2022
11:00 AM - 12:00 PM	<0.001	<0.001	<0.001	<0.001	<0.001	0.001	<0.001
12:00 PM - 01:00 PM	<0.001	0.001	0.002	<0.001	<0.001	0.001	<0.001
01:00 PM - 02:00 PM	<0.001	0.002	0.002	0.001	<0.001	<0.001	<0.001
02:00 PM - 03:00 PM	<0.001	0.002	0.003	0.001	<0.001	<0.001	<0.001
03:00 PM - 04:00 PM	<0.001	0.004	0.002	<0.001	<0.001	<0.001	<0.001
04:00 PM - 05:00 PM	<0.001	0.004	0.002	<0.001	<0.001	<0.001	<0.001
05:00 PM - 06:00 PM	0.002	0.003	0.002	0.001	<0.001	<0.001	<0.001
06:00 PM - 07:00 PM	<0.001	0.003	0.002	<0.001	<0.001	<0.001	<0.001
07:00 PM - 08:00 PM	0.001	0.003	0.002	0.002	<0.001	<0.001	<0.001
08:00 PM - 09:00 PM	<0.001	0.002	0.002	0.001	<0.001	<0.001	<0.001
09:00 PM - 10:00 PM	<0.001	0.002	0.002	<0.001	<0.001	<0.001	<0.001
10:00 PM - 11:00 PM	<0.001	0.002	0.001	<0.001	<0.001	<0.001	<0.001
11:00 PM - 12:00 AM	<0.001	0.002	<0.001	<0.001	<0.001	<0.001	<0.001
12:00 AM - 01:00 AM	<0.001	0.002	<0.001	<0.001	<0.001	<0.001	<0.001
01:00 AM - 02:00 AM	<0.001	0.004	0.001	0.001	<0.001	<0.001	<0.001
02:00 AM - 03:00 AM	<0.001	0.003	0.002	0.001	<0.001	<0.001	0.002
03:00 AM - 04:00 AM	<0.001	0.003	0.002	0.001	<0.001	<0.001	0.002
04:00 AM - 05:00 AM	<0.001	0.002	0.001	0.002	0.002	<0.001	0.001
05:00 AM - 06:00 AM	<0.001	0.002	<0.001	<0.001	0.003	<0.001	0.001
06:00 AM - 07:00 AM	<0.001	0.001	<0.001	<0.001	0.002	0.001	0.001
07:00 AM - 08:00 AM	<0.001	<0.001	0.002	<0.001	0.002	0.001	0.001
08:00 AM - 09:00 AM	<0.001	<0.001	<0.001	<0.001	0.001	0.001	0.001
09:00 AM - 10:00 AM	<0.001	<0.001	<0.001	0.001	0.002	<0.001	<0.001
10:00 AM - 11:00 AM	<0.001	<0.001	<0.001	<0.001	0.002	<0.001	0.001
Average	<0.001	0.002	0.001	<0.001	<0.001	<0.001	<0.001
1hr - Maximum	0.002	0.004	0.003	0.002	0.003	0.001	0.002
Standard 1hr - Average	0.170	0.170	0.170	0.170	0.170	0.170	0.170

Standard : Notification of the National Environment Board No. 33, 2009 (B.E. 2552).

Reference Method : US EPA Method Part 50 App. F (Chemiluminescence)

The above results are valid only for the analyzed/tested sample(s) as indicated in this report. No part of this report or certificate may be reproduced in any form without written consent from the Laboratory. ALS Laboratory Group (Thailand) strongly recommends that this report is not reproduced except in full.

Approved by

Saranya C.

Saranya Chalermthamrong
Scientist (4)

ADDRESS 104 Phatthanakan 40, Phatthanakan Rd., Khwaeng Phatthanakan, Khet Suan Luang, Bangkok 10250 Thailand | PHONE +66 0 2760 3000 | FAX +66 0 2760 3197



Analysis / Test Report

Client : Gulf NRV2 Co., Ltd.

789 Moo 6, T. Nongraveing, A. Muang, Nakhonratchasima Thailand 30000

P/O : GNRV2-4211200239

Project Name : Monitoring EIA

Project Location : GNRV2

Lot ID: 22122120

Date Received : Nov 30, 2022

Date Reported : Jan 04, 2023

Report Number : 2453421-1C11

Page 1 of 1

Sample Description Air Quality
Location โรงเรียนบ้านหนองตาตง (GPS 48P 0194367, 1654799)
Parameter Sulfur Dioxide (ppm)
Measurement Date Nov 21, 2022 - Nov 28, 2022
Measurement by Sangtawan Natasat

	22122120-1 Nov 21, 2022	22122120-2 Nov 22, 2022	22122120-3 Nov 23, 2022	22122120-4 Nov 24, 2022	22122120-5 Nov 25, 2022	22122120-6 Nov 26, 2022	22122120-7 Nov 27, 2022
Time							
01:00 PM - 02:00 PM	0.001	0.001	0.001	0.001	0.001	0.001	0.001
02:00 PM - 03:00 PM	0.001	0.001	0.001	0.001	0.001	0.001	0.001
03:00 PM - 04:00 PM	0.001	0.001	0.001	0.001	0.001	0.001	0.001
04:00 PM - 05:00 PM	0.001	0.001	0.001	0.001	0.001	0.001	0.001
05:00 PM - 06:00 PM	<0.001	0.001	0.001	0.001	0.001	0.001	0.001
06:00 PM - 07:00 PM	0.001	0.001	0.001	0.001	0.001	0.001	0.001
07:00 PM - 08:00 PM	0.001	0.001	0.001	0.001	0.001	0.001	0.001
08:00 PM - 09:00 PM	0.001	0.001	0.001	0.001	0.001	0.001	0.001
09:00 PM - 10:00 PM	0.001	0.001	0.001	0.001	0.001	0.001	0.001
10:00 PM - 11:00 PM	0.001	0.001	0.001	0.001	0.001	0.001	0.001
11:00 PM - 12:00 AM	0.001	0.001	0.001	0.001	0.001	0.001	0.001
12:00 AM - 01:00 AM	0.001	0.001	0.001	0.001	0.001	0.001	0.001
01:00 AM - 02:00 AM	0.001	0.001	0.001	0.001	0.001	0.001	0.001
02:00 AM - 03:00 AM	0.001	0.001	0.001	0.001	0.001	0.001	0.001
03:00 AM - 04:00 AM	0.001	0.001	0.001	0.001	0.001	0.001	0.001
04:00 AM - 05:00 AM	0.001	0.001	0.001	0.001	0.001	0.001	0.001
05:00 AM - 06:00 AM	0.001	0.001	0.001	0.001	0.001	0.001	0.001
06:00 AM - 07:00 AM	0.001	0.001	0.001	0.001	0.001	0.001	0.001
07:00 AM - 08:00 AM	0.001	0.001	0.001	0.001	0.001	0.001	0.001
08:00 AM - 09:00 AM	0.001	0.001	0.001	0.001	0.001	0.001	0.001
09:00 AM - 10:00 AM	0.001	0.001	0.001	0.001	0.001	0.001	0.001
10:00 AM - 11:00 AM	0.001	0.001	0.001	0.001	0.001	0.001	0.001
11:00 AM - 12:00 PM	0.001	0.001	0.001	0.001	0.001	0.001	0.001
12:00 PM - 01:00 PM	0.001	0.001	0.001	0.001	0.001	0.001	0.001
Average	0.001	0.001	0.001	0.001	0.001	0.001	0.001
1hr - Maximum	0.001	0.001	0.001	0.001	0.001	0.001	0.001
Standard 1hr - Average	0.3	0.3	0.3	0.3	0.3	0.3	0.3
Standard 24 hrs - Average	0.12	0.12	0.12	0.12	0.12	0.12	0.12

Standard : Notification of the National Environment Board No.10, 1995 (B.E.2538), No. 21, 2001 (B.E.2544) and No.24, 2004 (B.E.2547).

Reference Method : US EPA Method Part 53 and 58

The above results are valid only for the analyzed/tested sample(s) as indicated in this report. No part of this report or certificate may be reproduced in any form without written consent from the Laboratory. ALS Laboratory Group (Thailand) strongly recommends that this report is not reproduced except in full.

Approved by

Saranya C.

Saranya Chalermthamrong
Scientist (4)

ADDRESS 104 Phatthanakan 40, Phatthanakan Rd., Khwaeng Phatthanakan, Khet Suan Luang, Bangkok 10250 Thailand | PHONE +66 0 2760 3000 | FAX +66 0 2760 3197



Analysis / Test Report

Client : Gulf NRV2 Co., Ltd.

789 Moo 6, T. Nongraveing, A. Muang, Nakhonratchasima Thailand 30000

P/O : GNRV2-4211200239

Project Name : Monitoring EIA

Project Location : GNRV2

Lot ID: 22122120

Date Received : Nov 30, 2022

Date Reported : Jan 04, 2023

Report Number : 2511832-1C11

Page 1 of 1

Sample Description Air Quality
Location โรงเรียนบ้านนาบะคำ (GPS 48P 0197463, 1653650)
Parameter Sulfur Dioxide (ppm)
Measurement Date Nov 21, 2022 - Nov 28, 2022
Measurement by Sangtawan Natasat

	22122120-8	22122120-9	22122120-10	22122120-11	22122120-12	22122120-13	22122120-14
Time	Nov 21, 2022	Nov 22, 2022	Nov 23, 2022	Nov 24, 2022	Nov 25, 2022	Nov 26, 2022	Nov 27, 2022
12:00 PM - 01:00 PM	0.002	0.002	0.002	0.002	0.002	0.002	0.002
01:00 PM - 02:00 PM	0.002	0.002	0.002	0.002	0.002	0.002	0.002
02:00 PM - 03:00 PM	0.001	0.002	0.002	0.002	0.002	0.002	0.002
03:00 PM - 04:00 PM	0.002	0.002	0.002	0.002	0.001	0.002	0.002
04:00 PM - 05:00 PM	0.002	0.002	0.002	0.001	0.001	0.002	0.002
05:00 PM - 06:00 PM	0.001	0.002	0.002	0.002	0.002	0.002	0.002
06:00 PM - 07:00 PM	0.002	<0.001	0.002	0.002	0.002	0.002	0.002
07:00 PM - 08:00 PM	0.002	0.002	0.002	0.002	0.002	0.002	0.002
08:00 PM - 09:00 PM	0.002	0.001	0.002	0.002	0.002	0.002	0.002
09:00 PM - 10:00 PM	0.002	0.002	0.002	0.002	0.002	0.002	0.002
10:00 PM - 11:00 PM	0.002	0.002	0.001	0.002	0.002	0.002	0.002
11:00 PM - 12:00 AM	0.002	0.002	0.002	0.002	0.002	0.002	0.002
12:00 AM - 01:00 AM	0.002	0.002	0.002	0.002	0.002	0.002	0.002
01:00 AM - 02:00 AM	0.002	0.002	0.002	0.002	0.002	0.002	0.002
02:00 AM - 03:00 AM	0.002	0.002	0.002	0.002	0.002	0.002	0.002
03:00 AM - 04:00 AM	0.002	0.002	0.002	0.002	0.002	0.002	0.002
04:00 AM - 05:00 AM	0.002	0.002	0.002	0.002	0.002	0.002	0.002
05:00 AM - 06:00 AM	0.002	0.002	0.002	0.002	0.002	0.002	0.002
06:00 AM - 07:00 AM	0.002	0.002	0.002	0.002	0.002	0.002	0.002
07:00 AM - 08:00 AM	0.002	0.002	0.002	0.002	0.002	0.002	0.002
08:00 AM - 09:00 AM	0.002	0.002	0.002	0.002	0.002	0.002	0.002
09:00 AM - 10:00 AM	0.002	0.002	0.002	0.002	0.002	0.002	0.002
10:00 AM - 11:00 AM	0.002	0.002	0.002	0.002	0.002	0.002	0.002
11:00 AM - 12:00 PM	0.002	0.002	0.002	0.001	0.002	0.002	0.002
Average	0.002	0.002	0.002	0.002	0.002	0.002	0.002
1hr - Maximum	0.002	0.002	0.002	0.002	0.002	0.002	0.002
Standard 1hr - Average	0.3	0.3	0.3	0.3	0.3	0.3	0.3
Standard 24 hrs - Average	0.12	0.12	0.12	0.12	0.12	0.12	0.12

Standard : Notification of the National Environment Board No.10, 1995 (B.E.2538), No. 21, 2001 (B.E.2544) and No.24, 2004 (B.E.2547).

Reference Method : US EPA Method Part 53 and 58

The above results are valid only for the analyzed/tested sample(s) as indicated in this report. No part of this report or certificate may be reproduced in any form without written consent from the Laboratory. ALS Laboratory Group (Thailand) strongly recommends that this report is not reproduced except in full.

Approved by

Saranya C.

Saranya Chalermthamrong
Scientist (4)

ADDRESS 104 Phatthanakan 40, Phatthanakan Rd., Khwaeng Phatthanakan, Khet Suan Luang, Bangkok 10250 Thailand | PHONE +66 0 2760 3000 | FAX +66 0 2760 3197



Analysis / Test Report

Client : Gulf NRV2 Co., Ltd.

789 Moo 6, T. Nongraveing, A. Muang, Nakhonratchasima Thailand 30000

P/O : GNRV2-4211200239

Project Name : Monitoring EIA

Project Location : GNRV2

Lot ID: 22122120

Date Received : Nov 30, 2022

Date Reported : Jan 04, 2023

Report Number : 2511833-1C11

Page 1 of 1

Sample Description	Air Quality						
Location	โรงพยาบาลส่งเสริมสุขภาพตำบลหนองปลิง (GPS 48P 0193362, 1650626)						
Parameter	Sulfur Dioxide (ppm)						
Measurement Date	Nov 21, 2022 - Nov 28, 2022						
Measurement by	Sangtawan Natasat						
	22122120-15	22122120-16	22122120-17	22122120-18	22122120-19	22122120-20	22122120-21
Time	Nov 21, 2022	Nov 22, 2022	Nov 23, 2022	Nov 24, 2022	Nov 25, 2022	Nov 26, 2022	Nov 27, 2022
10:00 AM - 11:00 AM	<0.001	<0.001	<0.001	<0.001	<0.001	<0.001	<0.001
11:00 AM - 12:00 PM	<0.001	<0.001	<0.001	<0.001	<0.001	<0.001	<0.001
12:00 PM - 01:00 PM	<0.001	<0.001	<0.001	<0.001	<0.001	<0.001	<0.001
01:00 PM - 02:00 PM	<0.001	<0.001	<0.001	<0.001	<0.001	<0.001	<0.001
02:00 PM - 03:00 PM	<0.001	<0.001	<0.001	<0.001	<0.001	<0.001	<0.001
03:00 PM - 04:00 PM	<0.001	<0.001	<0.001	<0.001	<0.001	<0.001	<0.001
04:00 PM - 05:00 PM	<0.001	<0.001	<0.001	<0.001	<0.001	<0.001	0.001
05:00 PM - 06:00 PM	<0.001	<0.001	<0.001	<0.001	<0.001	<0.001	<0.001
06:00 PM - 07:00 PM	<0.001	<0.001	<0.001	<0.001	<0.001	<0.001	<0.001
07:00 PM - 08:00 PM	<0.001	<0.001	<0.001	<0.001	<0.001	<0.001	<0.001
08:00 PM - 09:00 PM	<0.001	<0.001	<0.001	<0.001	<0.001	<0.001	<0.001
09:00 PM - 10:00 PM	<0.001	<0.001	<0.001	<0.001	<0.001	<0.001	<0.001
10:00 PM - 11:00 PM	<0.001	<0.001	<0.001	<0.001	<0.001	<0.001	<0.001
11:00 PM - 12:00 AM	<0.001	<0.001	<0.001	<0.001	<0.001	<0.001	<0.001
12:00 AM - 01:00 AM	<0.001	<0.001	<0.001	<0.001	<0.001	<0.001	<0.001
01:00 AM - 02:00 AM	<0.001	<0.001	<0.001	<0.001	<0.001	<0.001	<0.001
02:00 AM - 03:00 AM	<0.001	<0.001	<0.001	<0.001	<0.001	<0.001	<0.001
03:00 AM - 04:00 AM	<0.001	<0.001	<0.001	<0.001	<0.001	0.001	<0.001
04:00 AM - 05:00 AM	<0.001	<0.001	<0.001	<0.001	<0.001	0.001	<0.001
05:00 AM - 06:00 AM	<0.001	<0.001	<0.001	<0.001	<0.001	<0.001	<0.001
06:00 AM - 07:00 AM	<0.001	<0.001	0.001	<0.001	<0.001	0.001	<0.001
07:00 AM - 08:00 AM	<0.001	<0.001	<0.001	<0.001	<0.001	0.001	<0.001
08:00 AM - 09:00 AM	<0.001	<0.001	<0.001	<0.001	<0.001	<0.001	<0.001
09:00 AM - 10:00 AM	<0.001	<0.001	<0.001	<0.001	<0.001	<0.001	<0.001
Average	<0.001	<0.001	<0.001	<0.001	<0.001	<0.001	<0.001
1hr - Maximum	<0.001	<0.001	0.001	<0.001	<0.001	0.001	0.001
Standard 1hr - Average	0.3	0.3	0.3	0.3	0.3	0.3	0.3
Standard 24 hrs - Average	0.12	0.12	0.12	0.12	0.12	0.12	0.12

Standard : Notification of the National Environment Board No.10, 1995 (B.E.2538), No. 21, 2001 (B.E.2544) and No.24, 2004 (B.E.2547).

Reference Method : US EPA Method Part 53 and 58

The above results are valid only for the analyzed/tested sample(s) as indicated in this report. No part of this report or certificate may be reproduced in any form without written consent from the Laboratory. ALS Laboratory Group (Thailand) strongly recommends that this report is not reproduced except in full.

Approved by

Saranya C.

Saranya Chalermthamrong
Scientist (4)

ADDRESS 104 Phatthanakan 40, Phatthanakan Rd., Khwaeng Phatthanakan, Khet Suan Luang, Bangkok 10250 Thailand | PHONE +66 0 2760 3000 | FAX +66 0 2760 3197



Analysis / Test Report

Client : Gulf NRV2 Co., Ltd.

789 Moo 6, T. Nongraveing, A. Muang, Nakhonratchasima Thailand 30000

P/O : สัญญาเลขที่4600001547

Project Name : Monitoring EIA

Project Location : GNRV2

Lot ID: 22122120

Date Received : Nov 30, 2022

Date Reported : Jan 04, 2023

Report Number : 2511836-1C11

Page 1 of 1

Sample Description	Air Quality						
Location	วัดใหม่หนองบอน (GPS 48P 0197228, 1647957)						
Parameter	Sulfur Dioxide (ppm)						
Measurement Date	Nov 21, 2022 - Nov 28, 2022						
Measurement by	Sangtawan Natasat						
	22122120-22	22122120-23	22122120-24	22122120-25	22122120-26	22122120-27	22122120-28
Time	Nov 21, 2022	Nov 22, 2022	Nov 23, 2022	Nov 24, 2022	Nov 25, 2022	Nov 26, 2022	Nov 27, 2022
11:00 AM - 12:00 PM	0.001	0.002	0.002	0.002	0.002	0.002	0.002
12:00 PM - 01:00 PM	0.002	0.002	0.002	0.002	0.002	0.002	0.002
01:00 PM - 02:00 PM	0.002	0.002	0.002	0.002	0.002	0.002	0.002
02:00 PM - 03:00 PM	0.002	0.002	0.002	0.002	0.002	0.002	0.002
03:00 PM - 04:00 PM	0.002	0.002	0.002	0.002	0.002	0.002	0.002
04:00 PM - 05:00 PM	0.002	0.002	0.002	0.002	0.002	0.002	0.002
05:00 PM - 06:00 PM	0.002	0.002	0.002	0.002	0.002	0.002	0.002
06:00 PM - 07:00 PM	0.002	0.002	0.002	0.002	0.002	0.002	0.002
07:00 PM - 08:00 PM	0.002	0.002	0.002	0.002	0.002	0.002	0.002
08:00 PM - 09:00 PM	0.002	0.002	0.002	0.002	0.002	0.002	0.002
09:00 PM - 10:00 PM	0.002	0.002	0.002	0.002	0.002	0.002	0.002
10:00 PM - 11:00 PM	0.002	0.002	0.002	0.002	0.002	0.002	0.002
11:00 PM - 12:00 AM	0.002	0.002	0.002	0.002	0.002	0.002	0.002
12:00 AM - 01:00 AM	0.002	0.002	0.002	0.002	0.002	0.002	0.002
01:00 AM - 02:00 AM	0.002	0.002	0.002	0.002	0.002	0.002	0.002
02:00 AM - 03:00 AM	0.002	0.002	0.002	0.002	0.002	0.002	0.002
03:00 AM - 04:00 AM	0.002	0.002	0.002	0.002	0.002	0.002	0.002
04:00 AM - 05:00 AM	0.002	0.002	0.002	0.002	0.002	0.002	0.002
05:00 AM - 06:00 AM	0.002	0.002	0.002	0.002	0.002	0.002	0.002
06:00 AM - 07:00 AM	0.002	0.002	0.001	0.002	0.002	0.002	0.002
07:00 AM - 08:00 AM	0.002	0.002	0.002	0.002	0.002	0.002	0.002
08:00 AM - 09:00 AM	0.002	0.002	0.002	0.002	0.002	0.002	0.002
09:00 AM - 10:00 AM	0.002	0.002	0.002	0.002	0.002	0.002	0.002
10:00 AM - 11:00 AM	0.002	0.002	0.002	0.002	0.002	0.002	0.002
Average	0.002	0.002	0.002	0.002	0.002	0.002	0.002
1hr - Maximum	0.002	0.002	0.002	0.002	0.002	0.002	0.002
Standard 1hr - Average	0.3	0.3	0.3	0.3	0.3	0.3	0.3
Standard 24 hrs - Average	0.12	0.12	0.12	0.12	0.12	0.12	0.12

Standard : Notification of the National Environment Board No.10, 1995 (B.E.2538), No. 21, 2001 (B.E.2544) and No.24, 2004 (B.E.2547).

Reference Method : US EPA Method Part 53 and 58

The above results are valid only for the analyzed/tested sample(s) as indicated in this report. No part of this report or certificate may be reproduced in any form without written consent from the Laboratory. ALS Laboratory Group (Thailand) strongly recommends that this report is not reproduced except in full.

Approved by

Saranya C.

Saranya Chalermthamrong

Scientist (4)

ADDRESS 104 Phatthanakan 40, Phatthanakan Rd., Khwaeng Phatthanakan, Khet Suan Luang, Bangkok 10250 Thailand | PHONE +66 0 2760 3000 | FAX +66 0 2760 3197



Analysis / Test Report

Client : Gulf NRV2 Co., Ltd.
789 Moo 6, T. Nongraveing, A. Muang, Nakhonratchasima Thailand 30000
P/O : สัญญาเลขที่4600001547
Project Name : Monitoring EIA
Project Location : GNRV2

Lot ID: 22122121
Date Received : Nov 30, 2022
Date Reported : Dec 07, 2022
Report Number : 2509448-1 C11

Page 1 of 1

Sample Number : 22122121-1 to 7
Parameter : Temperature
Location : โรงเรียนบ้านหนองตาก (GPS 48P 0194367, 1654799)
Sampling Date : Nov 21 - Nov 28, 2022
Sampling by : Sangtawan Natasat

Time	Temperature (°C)						
	Nov 21 - Nov 22, 2022	Nov 22 - Nov 23, 2022	Nov 23 - Nov 24, 2022	Nov 24 - Nov 25, 2022	Nov 25 - Nov 26, 2022	Nov 26 - Nov 27, 2022	Nov 27 - Nov 28, 2022
01:00 PM - 02:00 PM	32.3	33.2	29.8	30.5	30.4	30.4	30.6
02:00 PM - 03:00 PM	30.5	32.3	30.9	29.8	30.1	27.6	29.5
03:00 PM - 04:00 PM	30.4	31.1	28.6	26.8	30.0	23.9	28.4
04:00 PM - 05:00 PM	29.0	31.2	27.1	25.6	29.3	24.9	27.9
05:00 PM - 06:00 PM	26.7	29.3	26.1	25.3	28.1	25.1	26.4
06:00 PM - 07:00 PM	26.1	28.6	25.1	25.1	27.8	24.0	25.9
07:00 PM - 08:00 PM	25.6	28.1	24.5	24.9	27.1	23.8	25.4
08:00 PM - 09:00 PM	25.1	26.8	24.6	24.9	26.8	23.7	24.8
09:00 PM - 10:00 PM	24.5	26.6	24.5	24.8	26.2	23.7	24.6
10:00 PM - 11:00 PM	24.0	25.7	24.5	24.4	25.6	23.7	24.4
11:00 PM - 12:00 AM	23.7	26.0	24.4	24.5	25.6	23.5	24.5
12:00 AM - 01:00 AM	24.2	25.9	24.5	24.6	25.5	23.4	24.8
01:00 AM - 02:00 AM	23.9	26.2	24.3	24.2	25.3	23.2	24.5
02:00 AM - 03:00 AM	25.0	25.9	24.2	23.7	24.6	22.9	24.3
03:00 AM - 04:00 AM	23.9	25.5	23.9	23.7	24.4	23.3	23.5
04:00 AM - 05:00 AM	23.4	25.1	23.8	24.0	24.3	23.1	23.2
05:00 AM - 06:00 AM	23.1	24.5	23.9	23.9	23.9	22.8	23.1
06:00 AM - 07:00 AM	23.1	24.8	23.7	24.2	24.4	23.1	23.7
07:00 AM - 08:00 AM	25.0	27.1	23.8	25.5	26.7	24.4	26.1
08:00 AM - 09:00 AM	28.1	28.6	24.5	27.5	28.9	26.4	29.2
09:00 AM - 10:00 AM	29.4	28.8	26.5	29.3	30.1	27.9	29.2
10:00 AM - 11:00 AM	31.1	28.9	27.6	29.9	30.0	29.0	31.0
11:00 AM - 12:00 PM	32.0	29.9	28.6	29.9	31.7	30.3	31.5
12:00 PM - 01:00 PM	31.8	29.7	29.0	32.2	31.4	30.5	31.7
Average - 24 hr	26.7	27.9	25.8	26.2	27.4	25.2	26.6
Max - 1 hr	32.3	33.2	30.9	32.2	31.7	30.5	31.7
Min - 1 hr	23.1	24.5	23.7	23.7	23.9	22.8	23.1

The above results are valid only for the analyzed/tested sample(s) as indicated in this report. No part of this report or certificate may be reproduced in any form without written consent from the Laboratory. ALS Laboratory Group (Thailand) strongly recommends that this report is not reproduced except in full.

Approved by

Sarayuth Jittrantont
Assistant General Manager



Analysis / Test Report

Client : Gulf NRV2 Co., Ltd.
789 Moo 6, T. Nongraveing, A. Muang, Nakhonratchasima Thailand 30000
P/O : สัญญาเลขที่4600001547
Project Name : Monitoring EIA
Project Location : GNRV2

Lot ID: 22122121
Date Received : Nov 30, 2022
Date Reported : Dec 07, 2022
Report Number : 2509455-1 C11

Page 1 of 1

Sample Number : 22122121-8 to 14
Parameter : Temperature
Location : โรงเรียนบ้านมาบมะค่า (GPS 48P 0197463, 1653650)
Sampling Date : Nov 21 - Nov 28, 2022
Sampling by : Sangtawan Natasat

Time	Temperature (°C)						
	Nov 21 - Nov 22, 2022	Nov 22 - Nov 23, 2022	Nov 23 - Nov 24, 2022	Nov 24 - Nov 25, 2022	Nov 25 - Nov 26, 2022	Nov 26 - Nov 27, 2022	Nov 27 - Nov 28, 2022
12:00 PM - 01:00 PM	29.7	29.8	28.4	27.5	29.3	30.0	29.2
01:00 PM - 02:00 PM	30.4	30.1	29.2	29.0	30.5	30.6	30.0
02:00 PM - 03:00 PM	30.3	30.4	29.0	29.7	30.4	28.8	29.3
03:00 PM - 04:00 PM	29.9	30.6	29.4	28.8	29.5	27.8	28.2
04:00 PM - 05:00 PM	29.5	30.3	27.6	26.0	29.3	23.7	27.8
05:00 PM - 06:00 PM	27.8	30.0	26.5	25.1	27.9	24.2	27.1
06:00 PM - 07:00 PM	26.2	28.4	25.6	24.8	27.5	24.4	25.7
07:00 PM - 08:00 PM	25.6	27.9	24.9	24.8	27.0	22.8	25.6
08:00 PM - 09:00 PM	25.6	27.2	24.2	24.9	26.4	23.3	25.1
09:00 PM - 10:00 PM	25.0	26.2	24.4	24.9	26.1	23.2	24.8
10:00 PM - 11:00 PM	24.3	26.4	24.5	24.5	25.4	23.3	24.5
11:00 PM - 12:00 AM	24.0	25.1	24.3	24.3	25.3	23.3	24.3
12:00 AM - 01:00 AM	24.0	25.5	24.3	24.3	25.4	23.2	24.5
01:00 AM - 02:00 AM	24.0	25.3	24.2	24.3	25.4	23.2	24.5
02:00 AM - 03:00 AM	23.9	25.7	24.0	24.0	25.1	23.2	24.4
03:00 AM - 04:00 AM	23.8	25.5	24.0	23.5	24.5	23.2	24.0
04:00 AM - 05:00 AM	23.7	25.3	23.8	23.7	24.4	23.2	23.5
05:00 AM - 06:00 AM	23.4	25.0	23.8	24.0	24.4	22.9	23.3
06:00 AM - 07:00 AM	23.3	24.3	23.7	23.9	24.0	22.8	23.1
07:00 AM - 08:00 AM	23.9	24.8	23.7	24.0	24.3	23.2	23.8
08:00 AM - 09:00 AM	25.4	25.7	23.7	25.3	25.9	24.2	25.3
09:00 AM - 10:00 AM	26.6	27.2	24.2	26.6	27.2	25.1	26.7
10:00 AM - 11:00 AM	27.8	27.2	25.9	28.1	28.8	26.5	27.6
11:00 AM - 12:00 PM	29.2	27.8	26.8	28.6	29.0	27.8	28.4
Average – 24 hr	26.1	27.2	25.4	25.6	26.8	24.7	25.9
Max – 1 hr	30.4	30.6	29.4	29.7	30.5	30.6	30.0
Min – 1 hr	23.3	24.3	23.7	23.5	24.0	22.8	23.1

The above results are valid only for the analyzed/tested sample(s) as indicated in this report. No part of this report or certificate may be reproduced in any form without written consent from the Laboratory. ALS Laboratory Group (Thailand) strongly recommends that this report is not reproduced except in full.

Approved by

Sarayuth Jittranont
Assistant General Manager



Analysis / Test Report

Client : Gulf NRV2 Co., Ltd.

789 Moo 6, T. Nongraveing, A. Muang, Nakhonratchasima Thailand 30000

P/O : สัญญาเลขที่4600001547

Project Name : Monitoring EIA

Project Location : GNRV2

Lot ID: 22122121

Date Received :Nov 30, 2022

Date Reported :Dec 07, 2022

Report Number :2509462-1 C11

Page 1 of 1

Sample Number 22122121-15 to 21
Parameter Temperature
Location โรงพยาบาลส่งเสริมสุขภาพตำบลหนองปลิง (GPS 48P 0193362, 1650626)
Sampling Date Nov 21 - Nov 28, 2022
Sampling by Sangtawan Natasat

Time	Temperature (°C)						
	Nov 21 - Nov 22, 2022	Nov 22 - Nov 23, 2022	Nov 23 - Nov 24, 2022	Nov 24 - Nov 25, 2022	Nov 25 - Nov 26, 2022	Nov 26 - Nov 27, 2022	Nov 27 - Nov 28, 2022
10:00 AM - 11:00 AM	29.8	30.6	29.0	27.5	29.2	29.9	27.8
11:00 AM - 12:00 PM	31.6	31.0	29.0	27.9	31.1	30.3	29.2
12:00 PM - 01:00 PM	31.0	31.7	30.3	27.1	31.6	31.8	31.2
01:00 PM - 02:00 PM	32.2	31.0	30.0	29.0	31.2	31.8	30.6
02:00 PM - 03:00 PM	32.1	31.6	30.0	30.1	31.1	30.6	30.1
03:00 PM - 04:00 PM	30.5	30.7	30.8	30.6	29.9	27.3	29.3
04:00 PM - 05:00 PM	29.0	30.9	29.3	27.3	29.7	24.3	28.4
05:00 PM - 06:00 PM	27.0	30.1	27.6	26.4	28.3	25.4	27.0
06:00 PM - 07:00 PM	25.5	27.6	26.5	25.5	27.0	24.6	25.4
07:00 PM - 08:00 PM	25.4	28.1	25.0	24.8	27.1	23.2	25.0
08:00 PM - 09:00 PM	26.0	26.5	24.5	25.0	26.6	23.4	24.6
09:00 PM - 10:00 PM	24.6	25.6	24.5	25.7	26.1	23.2	24.3
10:00 PM - 11:00 PM	23.8	26.6	24.2	24.8	25.6	23.3	23.9
11:00 PM - 12:00 AM	23.4	25.3	24.3	24.4	24.9	23.3	23.7
12:00 AM - 01:00 AM	23.5	25.7	24.2	24.4	25.0	23.3	23.9
01:00 AM - 02:00 AM	23.8	25.0	24.3	24.0	25.0	23.1	24.0
02:00 AM - 03:00 AM	23.8	26.4	24.2	24.5	24.8	22.9	24.2
03:00 AM - 04:00 AM	23.3	26.0	24.0	23.3	24.3	22.9	23.7
04:00 AM - 05:00 AM	22.9	25.6	23.9	23.2	24.2	23.1	23.1
05:00 AM - 06:00 AM	22.8	24.8	23.9	23.5	23.9	22.7	22.8
06:00 AM - 07:00 AM	22.6	24.0	23.8	23.7	23.7	22.4	22.7
07:00 AM - 08:00 AM	24.3	25.3	23.8	24.4	24.4	23.1	23.4
08:00 AM - 09:00 AM	27.7	26.7	23.7	25.7	27.8	24.6	27.5
09:00 AM - 10:00 AM	29.3	29.8	24.9	27.6	28.9	26.1	28.4
Average – 24 hr	26.5	27.8	26.1	25.9	27.1	25.3	26.0
Max – 1 hr	32.2	31.7	30.8	30.6	31.6	31.8	31.2
Min – 1 hr	22.6	24.0	23.7	23.2	23.7	22.4	22.7

The above results are valid only for the analyzed/tested sample(s) as indicated in this report. No part of this report or certificate may be reproduced in any form without written consent from the Laboratory. ALS Laboratory Group (Thailand) strongly recommends that this report is not reproduced except in full.

Approved by

Sarayuth Jittranont
Assistant General Manager



Analysis / Test Report

Client : Gulf NRV2 Co., Ltd.

789 Moo 6, T. Nongraveing, A. Muang, Nakhonratchasima Thailand 30000

P/O : สัญญาเลขที่4600001547

Project Name : Monitoring EIA

Project Location : GNRV2

Lot ID: 22122121

Date Received :Nov 30, 2022

Date Reported :Dec 07, 2022

Report Number :2509469-1 C11

Page 1 of 1

Sample Number 22122121-22 to 28
Parameter Temperature
Location วัดใหม่หนองบอน (GPS 48P 0197228, 1647957)
Sampling Date Nov 21 - Nov 28, 2022
Sampling by Sangtawan Natasat

Time	Temperature (°C)						
	Nov 21 - Nov 22, 2022	Nov 22 - Nov 23, 2022	Nov 23 - Nov 24, 2022	Nov 24 - Nov 25, 2022	Nov 25 - Nov 26, 2022	Nov 26 - Nov 27, 2022	Nov 27 - Nov 28, 2022
11:00 AM - 12:00 PM	30.3	31.0	30.9	26.5	30.1	30.8	30.3
12:00 PM - 01:00 PM	31.7	31.5	29.0	28.7	32.6	32.0	30.8
01:00 PM - 02:00 PM	32.3	32.2	29.8	30.5	31.4	32.3	32.0
02:00 PM - 03:00 PM	31.7	30.4	30.8	30.5	31.6	29.8	31.5
03:00 PM - 04:00 PM	30.3	31.6	28.2	27.6	29.9	26.6	29.4
04:00 PM - 05:00 PM	29.3	29.8	26.6	26.2	29.3	24.4	28.3
05:00 PM - 06:00 PM	27.1	27.7	25.7	25.3	28.4	24.9	27.2
06:00 PM - 07:00 PM	25.5	26.6	24.6	24.8	27.2	24.8	25.7
07:00 PM - 08:00 PM	24.7	26.1	24.5	24.8	26.5	23.3	25.0
08:00 PM - 09:00 PM	25.3	25.4	24.5	24.8	25.6	23.2	24.8
09:00 PM - 10:00 PM	24.6	25.3	24.2	24.4	24.9	23.3	24.4
10:00 PM - 11:00 PM	23.9	24.4	24.2	23.9	24.6	23.3	24.2
11:00 PM - 12:00 AM	23.7	24.8	24.2	24.3	24.5	23.2	23.8
12:00 AM - 01:00 AM	23.4	24.8	24.3	23.9	25.0	23.3	24.3
01:00 AM - 02:00 AM	23.3	24.9	24.2	23.8	25.0	23.2	24.0
02:00 AM - 03:00 AM	22.8	25.0	24.2	23.4	24.9	22.8	24.2
03:00 AM - 04:00 AM	22.7	25.0	23.8	23.2	24.3	22.8	23.5
04:00 AM - 05:00 AM	22.7	24.5	23.7	23.5	24.2	23.1	23.3
05:00 AM - 06:00 AM	22.6	23.7	23.7	23.7	24.2	23.1	22.9
06:00 AM - 07:00 AM	23.7	24.5	23.3	23.9	23.8	22.7	22.7
07:00 AM - 08:00 AM	25.3	25.6	23.3	25.4	23.8	22.9	23.1
08:00 AM - 09:00 AM	27.9	28.2	24.2	27.9	25.6	23.8	25.0
09:00 AM - 10:00 AM	29.7	27.9	26.7	29.0	28.1	26.2	27.9
10:00 AM - 11:00 AM	30.8	28.6	28.1	29.0	29.7	27.8	30.9
Average – 24 hr	26.5	27.1	25.7	25.8	26.9	25.2	26.2
Max – 1 hr	32.3	32.2	30.9	30.5	32.6	32.3	32.0
Min – 1 hr	22.6	23.7	23.3	23.2	23.8	22.7	22.7

The above results are valid only for the analyzed/tested sample(s) as indicated in this report. No part of this report or certificate may be reproduced in any form without written consent from the Laboratory. ALS Laboratory Group (Thailand) strongly recommends that this report is not reproduced except in full.

Approved by

Sarayuth Jittranont
Assistant General Manager



Analysis / Test Report

Client : Gulf NRV2 Co., Ltd.
789 Moo 6, T. Nongraveing, A. Muang, Nakhonratchasima Thailand 30000
P/O : สัญญาเลขที่ 4600001547
Project Name : Monitoring EIA
Project Location : GNRV2

Lot ID : 22122128
Date Received : Nov 30, 2022
Date Reported : Dec 08, 2022
Report Number : 2453445-1 C11

Page 1 of 2

Sample Number : 22122128-1 to 7
Parameter : Wind Speed / Wind Direction
Location : โรงเรียนบ้านหนองตาตง (GPS 48P 0194367, 1654799)
Sampling Date : Nov 21 - Nov 28, 2022
Sampling by : Sangtawan Natasat

Time	Nov 21 - Nov 22, 2022			Nov 22 - Nov 23, 2022			Nov 23 - Nov 24, 2022			Nov 24 - Nov 25, 2022			Nov 25 - Nov 26, 2022			Nov 26 - Nov 27, 2022			Nov 27 - Nov 28, 2022		
	WS (m/s)	WD (deg)		WS (m/s)	WD (deg)		WS (m/s)	WD (deg)		WS (m/s)	WD (deg)		WS (m/s)	WD (deg)		WS (m/s)	WD (deg)		WS (m/s)	WD (deg)	
01:00 PM - 02:00 PM	1.4	15.0	NNE	1.0	330.0	NNW	0.4	34.0	NE	1.2	82.0	E	2.2	60.0	ENE	0.0	-	-	1.2	140.0	SE
02:00 PM - 03:00 PM	0.2	-	-	0.4	19.0	NNE	0.7	75.0	ENE	1.4	76.0	ENE	1.9	134.0	SE	1.4	200.0	SSW	2.2	98.0	E
03:00 PM - 04:00 PM	0.1	-	-	0.2	-	-	0.5	100.0	E	1.0	126.0	SE	0.8	99.0	E	0.0	-	-	2.1	78.0	ENE
04:00 PM - 05:00 PM	0.1	-	-	0.5	88.0	E	0.5	3.0	N	1.2	92.0	E	0.9	116.0	ESE	0.2	-	-	2.0	64.0	ENE
05:00 PM - 06:00 PM	0.5	31.0	NNE	0.0	-	-	0.1	-	-	1.6	7.0	N	1.0	116.0	ESE	2.2	115.0	ESE	2.4	64.0	ENE
06:00 PM - 07:00 PM	0.2	-	-	0.4	153.0	SSE	0.2	-	-	1.4	7.0	N	1.2	90.0	E	2.0	110.0	ESE	2.2	239.0	WSW
07:00 PM - 08:00 PM	0.3	76.0	ENE	1.7	96.0	E	0.2	-	-	2.1	7.0	N	1.2	118.0	ESE	2.1	347.0	NNW	1.8	146.0	SE
08:00 PM - 09:00 PM	0.1	-	-	0.0	-	-	0.3	59.0	ENE	2.1	355.0	N	1.1	134.0	SE	1.4	347.0	NNW	1.5	146.0	SE
09:00 PM - 10:00 PM	0.1	-	-	1.3	120.0	ESE	0.4	59.0	ENE	2.0	91.0	E	1.0	76.0	ENE	1.2	347.0	NNW	1.4	191.0	S
10:00 PM - 11:00 PM	0.1	-	-	1.6	84.0	E	0.5	355.0	N	2.0	121.0	ESE	0.1	-	-	1.1	348.0	NNW	1.1	191.0	S
11:00 PM - 12:00 AM	0.1	-	-	1.2	107.0	ESE	0.5	327.0	NNW	1.7	166.0	SSE	0.2	-	-	1.2	347.0	NNW	1.0	191.0	S
12:00 AM - 01:00 AM	0.6	76.0	ENE	1.5	92.0	E	0.2	-	-	2.1	162.0	SSE	0.1	-	-	0.1	-	-	1.1	192.0	SSW
01:00 AM - 02:00 AM	0.5	76.0	ENE	1.2	78.0	ENE	0.7	1.0	N	2.0	162.0	SSE	0.2	-	-	0.1	-	-	1.0	84.0	E
02:00 AM - 03:00 AM	1.2	76.0	ENE	1.5	66.0	ENE	2.1	15.0	NNE	1.8	162.0	SSE	0.1	-	-	0.2	-	-	1.2	216.0	SW
03:00 AM - 04:00 AM	2.3	76.0	ENE	0.9	93.0	E	0.0	-	-	1.4	162.0	SSE	0.5	76.0	ENE	0.1	-	-	1.2	216.0	SW
04:00 AM - 05:00 AM	3.2	310.0	NW	1.4	94.0	E	2.4	308.0	NW	1.2	119.0	ESE	0.4	77.0	ENE	0.5	347.0	NNW	1.5	328.0	NNW
05:00 AM - 06:00 AM	3.8	310.0	NW	1.2	93.0	E	0.0	-	-	0.2	-	-	1.2	77.0	ENE	0.4	348.0	NNW	0.9	328.0	NNW
06:00 AM - 07:00 AM	4.2	309.0	NW	0.9	93.0	E	2.8	340.0	NNW	0.2	-	-	1.4	76.0	ENE	0.5	126.0	SE	0.8	328.0	NNW
07:00 AM - 08:00 AM	3.4	352.0	N	0.1	-	-	0.5	225.0	SW	0.1	-	-	1.6	97.0	E	0.5	143.0	SE	1.4	303.0	WNW
08:00 AM - 09:00 AM	2.9	33.0	NNE	0.6	53.0	NE	1.2	76.0	ENE	0.6	82.0	E	1.2	181.0	S	0.6	140.0	SE	3.2	335.0	NNW
09:00 AM - 10:00 AM	3.3	7.0	N	0.4	60.0	ENE	1.5	94.0	E	2.5	119.0	ESE	1.0	77.0	ENE	0.4	107.0	ESE	2.3	292.0	WNW
10:00 AM - 11:00 AM	3.1	350.0	N	0.3	15.0	NNE	2.0	91.0	E	2.8	124.0	SE	2.7	112.0	ESE	0.9	160.0	SSE	1.1	342.0	NNW
11:00 AM - 12:00 PM	0.9	359.0	N	0.3	27.0	NNE	0.9	93.0	E	3.4	115.0	ESE	0.7	90.0	E	0.7	80.0	E	1.0	324.0	NW
12:00 PM - 01:00 PM	2.0	52.0	NE	0.5	27.0	NNE	0.9	151.0	SSE	0.8	63.0	ENE	1.0	102.0	ESE	0.5	81.0	E	0.9	315.0	NW

Reference Method : Cup Anemometer & Anodized Aluminium Vane Method

The above results are valid only for the analyzed/tested sample(s) as indicated in this report. No part of this report or certificate may be reproduced in any form without written consent from the Laboratory. ALS Laboratory Group (Thailand) strongly recommends that this report is not reproduced except in full.

Approved by

Sarayuth Jittrantont
Assistant General Manager



Analysis / Test Report

Client : Gulf NRV2 Co., Ltd.
789 Moo 6, T. Nongraveing, A. Muang, Nakhonratchasima Thailand 30000
P/O : สัญญาเลขที่ 4600001547
Project Name : Monitoring EIA
Project Location : GNRV2

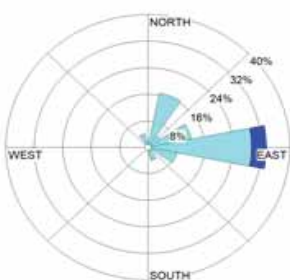
Lot ID : 22122128
Date Received : Nov 30, 2022
Date Reported : Dec 08, 2022
Report Number : 2453445-1 C11

Page 2 of 2

Wind Rose



Date : Nov 21-22, 2022



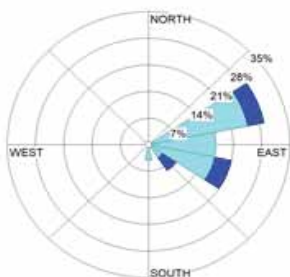
Date : Nov 22-23, 2022



Date : Nov 23-24, 2022



Date : Nov 24-25, 2022



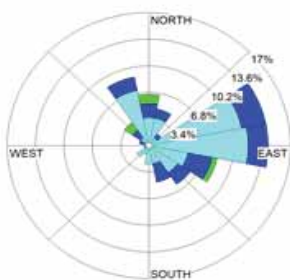
Date : Nov 25-26, 2022



Date : Nov 26-27, 2022



Date : Nov 27-28, 2022



Date : Nov 21-28, 2022

WS(m/s)	%
≥ 10.0	0.00
8.0-10.0	0.00
5.5-8.0	0.00
3.3-5.5	2.98
1.7-3.3	20.24
0.3-1.7	57.14
Calms	19.64

The above results are valid only for the analyzed/tested sample(s) as indicated in this report. No part of this report or certificate may be reproduced in any form without written consent from the Laboratory. ALS Laboratory Group (Thailand) strongly recommends that this report is not reproduced except in full.

Approved by

Sarayuth Jitranont
Assistant General Manager



Analysis / Test Report

Client : Gulf NRV2 Co., Ltd.

789 Moo 6, T. Nongraveing, A. Muang, Nakhonratchasima Thailand 30000

P/O : สัญญาเลขที่ 4600001547

Project Name : Monitoring EIA

Project Location : GNRV2

Lot ID : 22122128

Date Received : Nov 30, 2022

Date Reported : Dec 08, 2022

Report Number : 2453445-1 C11

Page 1 of 2

Sample Number 22122128-8 to 14
Parameter Wind Speed / Wind Direction
Location โรงเรียนบ้านมาบมะค่า (GPS 48P 0197463, 1653650)
Sampling Date Nov 21 - Nov 28, 2022
Sampling by Sangtawan Natasat

Time	Nov 21 - Nov 22, 2022			Nov 22 - Nov 23, 2022			Nov 23 - Nov 24, 2022			Nov 24 - Nov 25, 2022			Nov 25 - Nov 26, 2022			Nov 26 - Nov 27, 2022			Nov 27 - Nov 28, 2022		
	WS (m/s)	WD (deg)		WS (m/s)	WD (deg)		WS (m/s)	WD (deg)		WS (m/s)	WD (deg)		WS (m/s)	WD (deg)		WS (m/s)	WD (deg)		WS (m/s)	WD (deg)	
12:00 PM - 01:00 PM	1.7	71.0	ENE	1.8	64.0	ENE	2.0	14.0	NNE	1.1	78.0	ENE	0.7	81.0	E	1.7	41.0	NE	0.2	-	-
01:00 PM - 02:00 PM	3.3	59.0	ENE	1.5	41.0	NE	1.2	0.0	N	1.0	123.0	ESE	0.5	49.0	NE	0.1	-	-	0.1	-	-
02:00 PM - 03:00 PM	1.8	60.0	ENE	2.5	58.0	ENE	0.7	16.0	NNE	1.4	72.0	ENE	0.5	86.0	E	0.2	-	-	2.0	69.0	ENE
03:00 PM - 04:00 PM	0.2	-	-	0.0	-	-	1.2	334.0	NNW	0.9	162.0	SSE	0.7	78.0	ENE	0.3	294.0	WNW	0.8	55.0	NE
04:00 PM - 05:00 PM	1.6	37.0	NE	0.6	46.0	NE	3.7	69.0	ENE	1.8	51.0	NE	0.7	65.0	ENE	1.2	291.0	WNW	0.4	69.0	ENE
05:00 PM - 06:00 PM	0.7	17.0	NNE	0.7	57.0	ENE	0.9	42.0	NE	1.6	57.0	ENE	0.8	65.0	ENE	0.9	291.0	WNW	0.4	56.0	NE
06:00 PM - 07:00 PM	0.9	17.0	NNE	1.9	43.0	NE	0.8	35.0	NE	0.0	-	-	0.4	65.0	ENE	2.1	40.0	NE	0.4	56.0	NE
07:00 PM - 08:00 PM	0.2	-	-	0.0	-	-	1.6	359.0	N	2.3	69.0	ENE	0.2	-	-	0.7	39.0	NE	0.1	-	-
08:00 PM - 09:00 PM	0.1	-	-	0.3	43.0	NE	0.5	359.0	N	0.7	5.0	N	0.3	65.0	ENE	0.7	349.0	N	0.2	-	-
09:00 PM - 10:00 PM	0.1	-	-	0.0	-	-	0.5	359.0	N	1.0	0.0	N	0.1	-	-	1.4	41.0	NE	0.2	-	-
10:00 PM - 11:00 PM	0.2	-	-	0.9	82.0	E	0.4	359.0	N	0.4	73.0	ENE	0.1	-	-	0.5	148.0	SSE	0.1	-	-
11:00 PM - 12:00 AM	0.1	-	-	0.0	-	-	0.9	359.0	N	0.5	73.0	ENE	0.2	-	-	0.3	119.0	ESE	0.2	-	-
12:00 AM - 01:00 AM	0.3	347.0	NNW	1.3	82.0	E	1.2	357.0	N	0.8	73.0	ENE	1.0	65.0	ENE	0.6	107.0	ESE	0.4	56.0	NE
01:00 AM - 02:00 AM	0.8	346.0	NNW	1.7	82.0	E	0.8	357.0	N	2.7	73.0	ENE	1.2	65.0	ENE	0.9	112.0	ESE	0.4	56.0	NE
02:00 AM - 03:00 AM	1.3	347.0	NNW	0.8	42.0	NE	0.4	354.0	N	2.7	73.0	ENE	1.1	65.0	ENE	0.8	111.0	ESE	0.1	-	-
03:00 AM - 04:00 AM	0.8	347.0	NNW	0.5	47.0	NE	1.5	51.0	NE	2.4	73.0	ENE	1.3	65.0	ENE	1.6	112.0	ESE	1.4	55.0	NE
04:00 AM - 05:00 AM	2.7	346.0	NNW	1.4	56.0	NE	0.0	-	-	2.2	73.0	ENE	1.1	65.0	ENE	1.8	115.0	ESE	2.2	56.0	NE
05:00 AM - 06:00 AM	0.1	-	-	0.9	17.0	NNE	0.5	352.0	N	2.1	73.0	ENE	0.9	65.0	ENE	0.2	-	-	2.3	56.0	NE
06:00 AM - 07:00 AM	0.4	284.0	WNW	2.2	47.0	NE	0.5	39.0	NE	2.0	73.0	ENE	0.9	65.0	ENE	0.2	-	-	2.0	56.0	NE
07:00 AM - 08:00 AM	0.5	284.0	WNW	0.8	35.0	NE	2.7	41.0	NE	1.9	73.0	ENE	0.7	65.0	ENE	0.1	-	-	0.9	56.0	NE
08:00 AM - 09:00 AM	0.3	359.0	N	1.6	31.0	NNE	0.2	-	-	1.9	71.0	ENE	0.4	65.0	ENE	0.3	109.0	ESE	0.3	344.0	NNW
09:00 AM - 10:00 AM	1.8	32.0	NNE	3.1	74.0	ENE	0.4	37.0	NE	1.8	72.0	ENE	0.5	64.0	ENE	0.2	-	-	1.2	48.0	NE
10:00 AM - 11:00 AM	1.1	56.0	NE	2.4	29.0	NNE	1.6	72.0	ENE	1.7	68.0	ENE	0.7	55.0	NE	0.3	254.0	WSW	0.4	266.0	W
11:00 AM - 12:00 PM	2.4	359.0	N	1.3	61.0	ENE	2.9	80.0	E	0.1	-	-	0.2	-	-	0.4	83.0	E	0.5	224.0	SW

Reference Method : Cup Anemometer & Anodized Aluminium Vane Method

The above results are valid only for the analyzed/tested sample(s) as indicated in this report. No part of this report or certificate may be reproduced in any form without written consent from the Laboratory. ALS Laboratory Group (Thailand) strongly recommends that this report is not reproduced except in full.

Approved by

Sarayuth Jittrantont
Assistant General Manager



Analysis / Test Report

Client : Gulf NRV2 Co., Ltd.
789 Moo 6, T. Nongraveing, A. Muang, Nakhonratchasima Thailand 30000
P/O : สัญญาเลขที่ 4600001547
Project Name : Monitoring EIA
Project Location : GNRV2

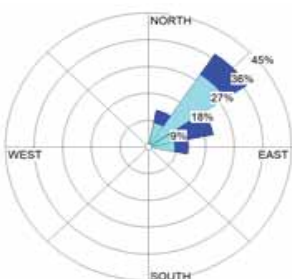
Lot ID : 22122128
Date Received : Nov 30, 2022
Date Reported : Dec 08, 2022
Report Number : 2453445-1 C11

Page 2 of 2

Wind Rose



Date : Nov 21-22, 2022



Date : Nov 22-23, 2022



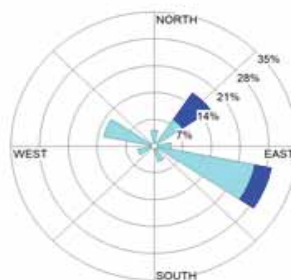
Date : Nov 23-24, 2022



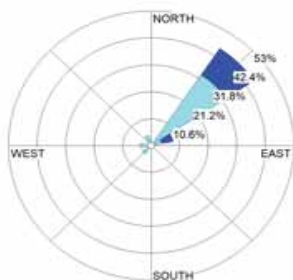
Date : Nov 24-25, 2022



Date : Nov 25-26, 2022



Date : Nov 26-27, 2022



Date : Nov 27-28, 2022



Date : Nov 21-28, 2022

WS(m/s)	%
≥ 10.0	0.00
8.0-10.0	0.00
5.5-8.0	0.00
3.3-5.5	1.19
1.7-3.3	20.24
0.3-1.7	58.33
Calms	20.24

The above results are valid only for the analyzed/tested sample(s) as indicated in this report. No part of this report or certificate may be reproduced in any form without written consent from the Laboratory. ALS Laboratory Group (Thailand) strongly recommends that this report is not reproduced except in full.

Approved by

Sarayuth Jitranont
Assistant General Manager



Analysis / Test Report

Client : Gulf NRV2 Co., Ltd.

789 Moo 6, T. Nongraveing, A. Muang, Nakhonratchasima Thailand 30000

P/O : สัญญาเลขที่ 4600001547

Project Name : Monitoring EIA

Project Location : GNRV2

Lot ID : 22122128

Date Received : Nov 30, 2022

Date Reported : Dec 08, 2022

Report Number : 2453445-1 C11

Page 1 of 2

Sample Number 22122128-15 to 21
Parameter Wind Speed / Wind Direction
Location โรงพยาบาลส่งเสริมสุขภาพตำบลหนองปลิง (GPS 48P 0193362, 1650626)
Sampling Date Nov 21 - Nov 28, 2022
Sampling by Sangtawan Natasat

Time	Nov 21 - Nov 22, 2022			Nov 22 - Nov 23, 2022			Nov 23 - Nov 24, 2022			Nov 24 - Nov 25, 2022			Nov 25 - Nov 26, 2022			Nov 26 - Nov 27, 2022			Nov 27 - Nov 28, 2022		
	WS (m/s)	WD (deg)		WS (m/s)	WD (deg)		WS (m/s)	WD (deg)		WS (m/s)	WD (deg)		WS (m/s)	WD (deg)		WS (m/s)	WD (deg)		WS (m/s)	WD (deg)	
10:00 AM - 11:00 AM	0.4	0.0	N	0.8	47.0	NE	2.0	119.0	ESE	1.1	3.0	N	0.6	84.0	E	0.8	53.0	NE	0.4	162.0	SSE
11:00 AM - 12:00 PM	1.0	27.0	NNE	2.2	359.0	N	1.6	69.0	ENE	2.7	83.0	E	1.3	153.0	SSE	2.5	126.0	SE	0.6	204.0	SSW
12:00 PM - 01:00 PM	0.2	-	-	1.2	76.0	ENE	0.4	85.0	E	1.1	127.0	SE	2.4	105.0	ESE	2.5	112.0	ESE	0.9	150.0	SSE
01:00 PM - 02:00 PM	1.7	54.0	NE	0.3	52.0	NE	1.0	19.0	NNE	0.5	209.0	SSW	1.6	51.0	NE	1.2	359.0	N	0.2	-	-
02:00 PM - 03:00 PM	2.2	297.0	WNW	0.4	359.0	N	1.1	42.0	NE	1.9	62.0	ENE	0.7	168.0	SSE	1.2	123.0	ESE	2.0	25.0	NNE
03:00 PM - 04:00 PM	0.7	349.0	N	1.3	94.0	E	0.2	-	-	0.9	234.0	SW	1.1	175.0	S	0.5	166.0	SSE	1.0	65.0	ENE
04:00 PM - 05:00 PM	2.1	90.0	E	0.4	84.0	E	2.1	30.0	NNE	0.7	132.0	SE	1.0	212.0	SSW	0.5	42.0	NE	0.8	136.0	SE
05:00 PM - 06:00 PM	0.0	-	-	1.8	6.0	N	2.0	24.0	NNE	1.7	0.0	N	1.2	194.0	SSW	0.4	107.0	ESE	0.8	117.0	ESE
06:00 PM - 07:00 PM	0.2	-	-	1.5	66.0	ENE	2.1	4.0	N	1.5	86.0	E	0.0	-	-	1.6	103.0	ESE	0.9	117.0	ESE
07:00 PM - 08:00 PM	1.7	26.0	NNE	0.7	101.0	E	1.8	54.0	NE	0.5	107.0	ESE	1.9	113.0	ESE	1.4	68.0	ENE	0.4	117.0	ESE
08:00 PM - 09:00 PM	1.4	69.0	ENE	1.2	99.0	E	1.7	50.0	NE	0.7	18.0	NNE	1.7	110.0	ESE	1.3	348.0	NNW	1.6	118.0	ESE
09:00 PM - 10:00 PM	1.2	69.0	ENE	1.4	99.0	E	1.5	50.0	NE	0.8	101.0	E	0.4	171.0	S	0.5	348.0	NNW	1.4	118.0	ESE
10:00 PM - 11:00 PM	1.0	69.0	ENE	1.2	100.0	E	1.1	50.0	NE	0.4	119.0	ESE	0.2	-	-	0.4	348.0	NNW	0.9	148.0	SSE
11:00 PM - 12:00 AM	1.2	69.0	ENE	1.1	111.0	ESE	1.0	50.0	NE	0.5	128.0	SE	0.1	-	-	0.7	253.0	WSW	1.7	202.0	SSW
12:00 AM - 01:00 AM	0.5	69.0	ENE	1.1	101.0	E	0.4	350.0	N	1.1	101.0	E	0.8	196.0	SSW	0.4	253.0	WSW	0.7	202.0	SSW
01:00 AM - 02:00 AM	1.3	69.0	ENE	1.0	101.0	E	0.1	-	-	1.9	126.0	SE	0.4	196.0	SSW	0.4	252.0	WSW	0.6	202.0	SSW
02:00 AM - 03:00 AM	0.3	69.0	ENE	1.1	84.0	E	0.6	334.0	NNW	0.6	126.0	SE	0.7	196.0	SSW	0.5	253.0	WSW	1.5	202.0	SSW
03:00 AM - 04:00 AM	0.3	98.0	E	1.3	115.0	ESE	1.7	345.0	NNW	0.7	126.0	SE	0.5	196.0	SSW	0.1	-	-	0.5	141.0	SE
04:00 AM - 05:00 AM	0.0	-	-	2.0	78.0	ENE	2.3	323.0	NW	1.7	126.0	SE	0.4	196.0	SSW	0.7	253.0	WSW	0.1	-	-
05:00 AM - 06:00 AM	1.5	98.0	E	1.0	348.0	NNW	1.1	13.0	NNE	2.2	126.0	SE	0.5	196.0	SSW	0.2	-	-	0.2	-	-
06:00 AM - 07:00 AM	2.2	98.0	E	1.0	33.0	NNE	1.6	12.0	NNE	2.1	126.0	SE	0.2	-	-	0.3	253.0	WSW	0.5	141.0	SE
07:00 AM - 08:00 AM	0.1	-	-	0.3	359.0	N	1.4	274.0	W	2.0	113.0	ESE	0.7	196.0	SSW	0.4	111.0	ESE	0.4	141.0	SE
08:00 AM - 09:00 AM	0.4	18.0	NNE	0.0	-	-	1.3	105.0	ESE	0.8	123.0	ESE	0.8	50.0	NE	0.8	193.0	SSW	0.8	341.0	NNW
09:00 AM - 10:00 AM	0.6	340.0	NNW	1.8	100.0	E	1.2	98.0	E	2.4	114.0	ESE	0.9	107.0	ESE	1.0	165.0	SSE	0.5	340.0	NNW

Reference Method : Cup Anemometer & Anodized Aluminium Vane Method

The above results are valid only for the analyzed/tested sample(s) as indicated in this report. No part of this report or certificate may be reproduced in any form without written consent from the Laboratory. ALS Laboratory Group (Thailand) strongly recommends that this report is not reproduced except in full.

Approved by

Sarayuth Jittrantont
Assistant General Manager



Analysis / Test Report

Client : Gulf NRV2 Co., Ltd.

789 Moo 6, T. Nongraveing, A. Muang, Nakhonratchasima Thailand 30000

P/O : สัญญาเลขที่ 4600001547

Project Name : Monitoring EIA

Project Location : GNRV2

Lot ID : 22122128

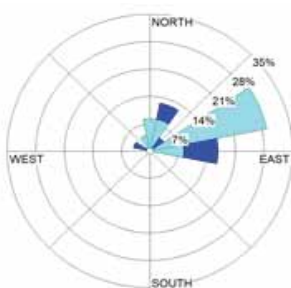
Date Received : Nov 30, 2022

Date Reported : Dec 08, 2022

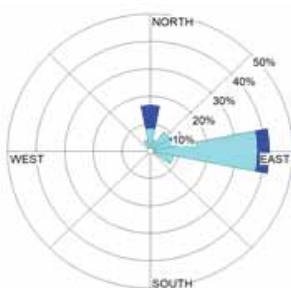
Report Number : 2453445-1 C11

Page 2 of 2

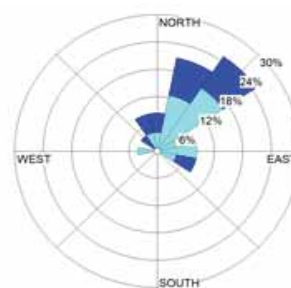
Wind Rose



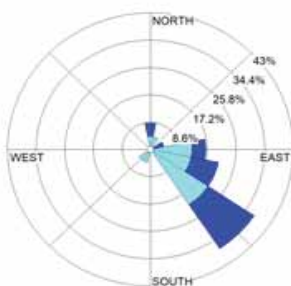
Date : Nov 21-22, 2022



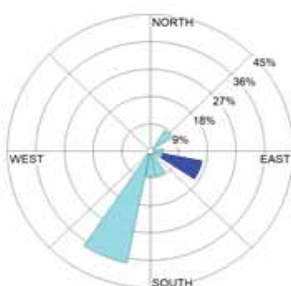
Date : Nov 22-23, 2022



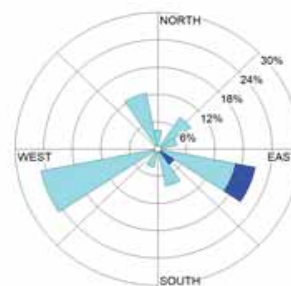
Date : Nov 23-24, 2022



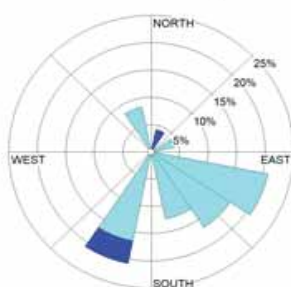
Date : Nov 24-25, 2022



Date : Nov 25-26, 2022



Date : Nov 26-27, 2022



Date : Nov 27-28, 2022



Date : Nov 21-28, 2022

WS(m/s)	%
≥ 10.0	0.00
8.0-10.0	0.00
5.5-8.0	0.00
3.3-5.5	0.00
1.7-3.3	19.64
0.3-1.7	70.24
Calms	10.12

The above results are valid only for the analyzed/tested sample(s) as indicated in this report. No part of this report or certificate may be reproduced in any form without written consent from the Laboratory. ALS Laboratory Group (Thailand) strongly recommends that this report is not reproduced except in full.

Approved by

Sarayuth Jitranont
Assistant General Manager



Analysis / Test Report

Client : Gulf NRV2 Co., Ltd.

789 Moo 6, T. Nongraveing, A. Muang, Nakhonratchasima Thailand 30000

P/O : สัญญาเลขที่ 4600001547

Project Name : Monitoring EIA

Project Location : GNRV2

Lot ID : 22122128

Date Received : Nov 30, 2022

Date Reported : Dec 08, 2022

Report Number : 2453445-1 C11

Page 1 of 2

Sample Number 22122128-22 to 28
Parameter Wind Speed / Wind Direction
Location วัดใหม่หนองบอน (GPS 48P 0197228, 1647957)
Sampling Date Nov 21 - Nov 28, 2022
Sampling by Sangtawan Natasat

Time	Nov 21 - Nov 22, 2022			Nov 22 - Nov 23, 2022			Nov 23 - Nov 24, 2022			Nov 24 - Nov 25, 2022			Nov 25 - Nov 26, 2022			Nov 26 - Nov 27, 2022			Nov 27 - Nov 28, 2022		
	WS (m/s)	WD (deg)		WS (m/s)	WD (deg)		WS (m/s)	WD (deg)		WS (m/s)	WD (deg)		WS (m/s)	WD (deg)		WS (m/s)	WD (deg)		WS (m/s)	WD (deg)	
11:00 AM - 12:00 PM	0.9	52.0	NE	2.5	68.0	ENE	0.8	34.0	NE	3.4	203.0	SSW	3.2	88.0	E	0.5	157.0	SSE	2.0	231.0	SW
12:00 PM - 01:00 PM	4.7	59.0	ENE	2.8	32.0	NNE	4.6	10.0	N	3.2	183.0	S	2.3	44.0	NE	0.6	36.0	NE	2.0	109.0	ESE
01:00 PM - 02:00 PM	5.2	69.0	ENE	4.1	38.0	NE	0.3	195.0	SSW	2.9	176.0	S	3.7	75.0	ENE	0.5	62.0	ENE	2.5	53.0	NE
02:00 PM - 03:00 PM	1.4	41.0	NE	3.9	54.0	NE	2.5	40.0	NE	2.7	212.0	SSW	1.3	151.0	SSE	0.4	16.0	NNE	1.0	70.0	ENE
03:00 PM - 04:00 PM	2.0	69.0	ENE	4.3	48.0	NE	1.2	58.0	ENE	2.7	193.0	SSW	3.0	179.0	S	0.2	-	-	0.2	-	-
04:00 PM - 05:00 PM	1.3	77.0	ENE	1.8	80.0	E	1.8	338.0	NNW	2.1	189.0	S	2.1	193.0	SSW	0.1	-	-	1.0	195.0	SSW
05:00 PM - 06:00 PM	0.1	-	-	1.7	88.0	E	2.2	83.0	E	1.4	117.0	ESE	0.2	-	-	0.1	-	-	0.4	74.0	ENE
06:00 PM - 07:00 PM	0.5	5.0	N	1.4	88.0	E	0.4	9.0	N	1.5	117.0	ESE	0.4	176.0	S	1.8	184.0	S	0.2	-	-
07:00 PM - 08:00 PM	0.4	5.0	N	1.2	88.0	E	0.4	12.0	NNE	1.1	29.0	NNE	0.5	176.0	S	1.4	201.0	SSW	0.2	-	-
08:00 PM - 09:00 PM	0.2	-	-	1.1	88.0	E	0.5	68.0	ENE	1.2	78.0	ENE	0.2	-	-	0.9	65.0	ENE	0.1	-	-
09:00 PM - 10:00 PM	0.3	5.0	N	1.0	179.0	S	0.1	-	-	1.1	142.0	SE	0.1	-	-	0.9	359.0	N	0.1	-	-
10:00 PM - 11:00 PM	0.1	-	-	1.5	179.0	S	0.2	-	-	1.0	142.0	SE	0.1	-	-	0.8	63.0	ENE	0.9	198.0	SSW
11:00 PM - 12:00 AM	0.2	-	-	1.4	179.0	S	1.4	359.0	N	0.9	172.0	S	0.1	-	-	0.7	193.0	SSW	0.8	196.0	SSW
12:00 AM - 01:00 AM	0.4	5.0	N	0.8	179.0	S	1.8	8.0	N	0.5	191.0	S	0.1	-	-	0.8	133.0	SE	0.8	196.0	SSW
01:00 AM - 02:00 AM	0.5	5.0	N	2.1	178.0	S	0.0	-	-	0.4	191.0	S	0.1	-	-	2.4	136.0	SE	1.9	196.0	SSW
02:00 AM - 03:00 AM	0.7	5.0	N	2.4	68.0	ENE	4.1	16.0	NNE	0.5	191.0	S	0.1	-	-	2.1	136.0	SE	1.1	195.0	SSW
03:00 AM - 04:00 AM	0.4	5.0	N	2.5	52.0	NE	0.0	-	-	0.5	191.0	S	0.2	-	-	0.5	135.0	SE	1.3	197.0	SSW
04:00 AM - 05:00 AM	0.4	5.0	N	1.1	60.0	ENE	0.9	4.0	N	0.3	137.0	SE	0.2	-	-	0.4	136.0	SE	0.8	196.0	SSW
05:00 AM - 06:00 AM	0.5	283.0	WNW	0.0	-	-	1.3	98.0	E	0.3	137.0	SE	0.2	-	-	0.6	136.0	SE	0.7	197.0	SSW
06:00 AM - 07:00 AM	0.3	321.0	NW	2.7	20.0	NNE	0.0	-	-	0.4	139.0	SE	0.2	-	-	0.3	135.0	SE	0.7	198.0	SSW
07:00 AM - 08:00 AM	2.2	45.0	NE	2.2	61.0	ENE	0.5	186.0	S	0.5	106.0	ESE	0.1	-	-	0.2	-	-	0.6	198.0	SSW
08:00 AM - 09:00 AM	4.1	48.0	NE	3.0	41.0	NE	0.0	-	-	0.8	159.0	SSE	0.4	142.0	SE	0.1	-	-	0.5	55.0	NE
09:00 AM - 10:00 AM	0.8	0.0	N	2.4	46.0	NE	3.2	86.0	E	3.7	132.0	SE	0.3	31.0	NNE	2.4	212.0	SSW	1.2	87.0	E
10:00 AM - 11:00 AM	5.5	0.0	N	4.2	95.0	E	3.9	67.0	ENE	3.7	132.0	SE	0.5	58.0	ENE	0.6	189.0	S	3.2	60.0	ENE

Reference Method : Cup Anemometer & Anodized Aluminium Vane Method

The above results are valid only for the analyzed/tested sample(s) as indicated in this report. No part of this report or certificate may be reproduced in any form without written consent from the Laboratory. ALS Laboratory Group (Thailand) strongly recommends that this report is not reproduced except in full.

Approved by

Sarayuth Jittrantont
Assistant General Manager



Analysis / Test Report

Client : Gulf NRV2 Co., Ltd.

789 Moo 6, T. Nongraveing, A. Muang, Nakhonratchasima Thailand 30000

P/O : สัญญาเลขที่ 4600001547

Project Name : Monitoring EIA

Project Location : GNRV2

Lot ID : 22122128

Date Received : Nov 30, 2022

Date Reported : Dec 08, 2022

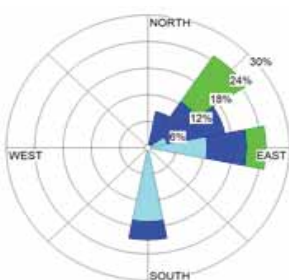
Report Number : 2453445-1 C11

Page 2 of 2

Wind Rose



Date : Nov 21-22, 2022



Date : Nov 22-23, 2022



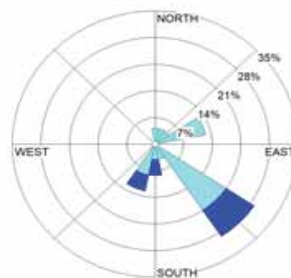
Date : Nov 23-24, 2022



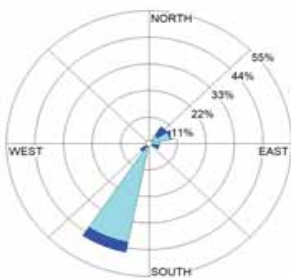
Date : Nov 24-25, 2022



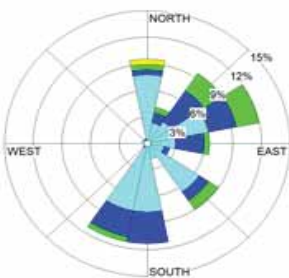
Date : Nov 25-26, 2022



Date : Nov 26-27, 2022



Date : Nov 27-28, 2022



Date : Nov 21-28, 2022

WS(m/s)	%
≥ 10.0	0.00
8.0-10.0	0.00
5.5-8.0	0.60
3.3-5.5	8.33
1.7-3.3	21.42
0.3-1.7	49.41
Calms	20.24

The above results are valid only for the analyzed/tested sample(s) as indicated in this report. No part of this report or certificate may be reproduced in any form without written consent from the Laboratory. ALS Laboratory Group (Thailand) strongly recommends that this report is not reproduced except in full.

Approved by

Sarayuth Jitranont
Assistant General Manager

ภาคผนวก ค-3

ระดับเสียงทั่วไป



Analysis / Test Report

Client : Gulf NRV2 Co., Ltd.
789 Moo 6, T. Nongraveing, A. Muang, Nakhonratchasima Thailand 30000
P/O : GNRV2-4211200239
Project Name : Monitoring EIA
Project Location : GNRV2

Lot ID: 22122145

Date Received : Nov 30, 2022
Date Reported : Dec 20, 2022
Report Number: 2514536-1C11

Page 1 of 1

Sample Number 22122145-1
Parameter Noise (Leq 24 hrs.)
Location บริเวณริมรั้วโครงการโรงไฟฟ้าหนองระเรียง2 ด้านทิศใต้ (GPS 48P 0196368, 1652272)
Measurement Date Nov 21 - Nov 22, 2022
Measurement by Sangtawan Natasat
Sound Level meter Serial No. 885440

Time	Leq (dB(A))	Lmax (dB(A))	L90 (dB(A))
03:00 PM - 04:00 PM	60.2	84.7	58.5
04:00 PM - 05:00 PM	59.0	70.3	58.1
05:00 PM - 06:00 PM	61.2	71.7	60.5
06:00 PM - 07:00 PM	61.5	67.0	60.8
07:00 PM - 08:00 PM	60.7	72.2	59.9
08:00 PM - 09:00 PM	59.8	63.2	59.1
09:00 PM - 10:00 PM	60.9	65.2	60.2
10:00 PM - 11:00 PM	60.5	70.3	59.7
11:00 PM - 12:00 AM	58.9	70.3	58.3
12:00 AM - 01:00 AM	59.2	61.7	58.7
01:00 AM - 02:00 AM	58.8	65.8	58.2
02:00 AM - 03:00 AM	59.3	61.7	58.8
03:00 AM - 04:00 AM	59.8	72.5	58.9
04:00 AM - 05:00 AM	59.6	72.9	58.8
05:00 AM - 06:00 AM	60.7	67.5	60.0
06:00 AM - 07:00 AM	59.9	72.4	59.1
07:00 AM - 08:00 AM	59.5	74.5	58.6
08:00 AM - 09:00 AM	59.4	68.6	58.5
09:00 AM - 10:00 AM	58.8	72.6	57.9
10:00 AM - 11:00 AM	59.0	71.1	57.9
11:00 AM - 12:00 PM	59.1	84.5	58.0
12:00 PM - 01:00 PM	59.6	67.2	58.6
01:00 PM - 02:00 PM	60.3	68.1	59.1
02:00 PM - 03:00 PM	59.9	65.9	58.7

Leq Average 24 hrs. (dB(A)) 59.9
Lmax (dB(A)) 84.7
L90 (dB(A)) 58.7
Ldn (dB(A)) 66.1
Standard (dB(A)) 70
Reference Method : ISO1996-1 and 1996-2
Standard : 1. ประกาศคณะกรรมการสิ่งแวดล้อมแห่งชาติ ฉบับที่ 15 (พ.ศ. 2540) เรื่องกำหนดมาตรฐานระดับเสียงโดยทั่วไป
2. ประกาศกระทรวงอุตสาหกรรม เรื่องกำหนดค่าระดับเสียงการรบกวน และระดับเสียงที่เกิดจากการประกอบกิจการโรงงาน พ.ศ. 2548

Technical Management

Saranya C.

Saranya Chalermthamrong
Scientist (4)

Approved by

Supot S.

Supot Salamteh
Section Head

The above results are valid only for the analyzed/tested sample(s) as indicated in this report. No part of this report or certificate may be reproduced in any form without written consent from the Laboratory. ALS Laboratory Group (Thailand) strongly recommends that this report is not reproduced except in full.



Analysis / Test Report

Client : Gulf NRV2 Co., Ltd.
789 Moo 6, T. Nongraveing, A. Muang, Nakhonratchasima Thailand 30000
P/O : GNRV2-4211200239
Project Name : Monitoring EIA
Project Location : GNRV2

Lot ID: 22122145

Date Received : Nov 30, 2022
Date Reported : Dec 20, 2022
Report Number: 2514537-1C11

Page 1 of 1

Sample Number 22122145-2
Parameter Noise (Leq 24 hrs.)
Location บริเวณริมรั้วโครงการโรงไฟฟ้าหนองระเรียง2 ด้านทิศใต้ (GPS 48P 0196368, 1652272)
Measurement Date Nov 22 - Nov 23, 2022
Measurement by Sangtawan Natasat
Sound Level meter Serial No. 885440

Time	Leq (dB(A))	Lmax (dB(A))	L90 (dB(A))
03:00 PM - 04:00 PM	59.5	69.5	58.3
04:00 PM - 05:00 PM	59.1	68.2	58.0
05:00 PM - 06:00 PM	59.9	69.1	59.1
06:00 PM - 07:00 PM	59.0	78.6	58.1
07:00 PM - 08:00 PM	58.1	72.3	57.4
08:00 PM - 09:00 PM	57.6	73.7	57.0
09:00 PM - 10:00 PM	57.9	73.5	57.3
10:00 PM - 11:00 PM	58.7	71.0	57.9
11:00 PM - 12:00 AM	58.5	76.7	57.0
12:00 AM - 01:00 AM	57.3	65.4	56.7
01:00 AM - 02:00 AM	58.0	66.6	57.4
02:00 AM - 03:00 AM	58.1	60.1	57.6
03:00 AM - 04:00 AM	58.1	62.0	57.6
04:00 AM - 05:00 AM	59.3	63.2	58.7
05:00 AM - 06:00 AM	60.7	65.8	60.1
06:00 AM - 07:00 AM	59.7	75.6	58.9
07:00 AM - 08:00 AM	59.7	81.9	58.4
08:00 AM - 09:00 AM	58.9	69.2	57.9
09:00 AM - 10:00 AM	60.2	85.4	59.0
10:00 AM - 11:00 AM	59.2	77.4	58.1
11:00 AM - 12:00 PM	59.1	68.2	58.1
12:00 PM - 01:00 PM	59.1	72.9	58.0
01:00 PM - 02:00 PM	58.7	71.3	57.6
02:00 PM - 03:00 PM	59.1	62.0	58.1

Leq Average 24 hrs. (dB(A)) 59.0
Lmax (dB(A)) 85.4
L90 (dB(A)) 58.0
Ldn (dB(A)) 65.3
Standard (dB(A)) 70
Reference Method : ISO1996-1 and 1996-2
Standard : 1. ประกาศคณะกรรมการสิ่งแวดล้อมแห่งชาติ ฉบับที่ 15 (พ.ศ. 2540) เรื่องกำหนดมาตรฐานระดับเสียงโดยทั่วไป
2. ประกาศกระทรวงอุตสาหกรรม เรื่องกำหนดค่าระดับเสียงการรบกวน และระดับเสียงที่เกิดจากการประกอบกิจการโรงงาน พ.ศ. 2548

Technical Management

Saranya C.

Saranya Chalermthamrong
Scientist (4)

Approved by

Supot S.

Supot Salamteh
Section Head

The above results are valid only for the analyzed/tested sample(s) as indicated in this report. No part of this report or certificate may be reproduced in any form without written consent from the Laboratory. ALS Laboratory Group (Thailand) strongly recommends that this report is not reproduced except in full.



Analysis / Test Report

Client : Gulf NRV2 Co., Ltd.
789 Moo 6, T. Nongraveing, A. Muang, Nakhonratchasima Thailand 30000
P/O : GNRV2-4211200239
Project Name : Monitoring EIA
Project Location : GNRV2

Lot ID: 22122145

Date Received : Nov 30, 2022
Date Reported : Dec 20, 2022
Report Number: 2514538-1C11

Page 1 of 1

Sample Number 22122145-3
Parameter Noise (Leq 24 hrs.)
Location บริเวณริมรั้วโครงการโรงไฟฟ้าหนองระเรียง2 ด้านทิศใต้ (GPS 48P 0196368, 1652272)
Measurement Date Nov 23 - Nov 24, 2022
Measurement by Sangtawan Natasat
Sound Level meter Serial No. 885440

Time	Leq (dB(A))	Lmax (dB(A))	L90 (dB(A))
03:00 PM - 04:00 PM	60.5	64.7	59.5
04:00 PM - 05:00 PM	60.7	66.6	59.7
05:00 PM - 06:00 PM	61.7	74.8	60.8
06:00 PM - 07:00 PM	59.7	68.4	59.0
07:00 PM - 08:00 PM	60.0	65.4	59.3
08:00 PM - 09:00 PM	60.5	64.9	59.8
09:00 PM - 10:00 PM	60.5	80.7	59.5
10:00 PM - 11:00 PM	60.7	76.4	59.6
11:00 PM - 12:00 AM	61.4	65.0	60.6
12:00 AM - 01:00 AM	61.3	63.8	60.5
01:00 AM - 02:00 AM	61.4	66.3	60.5
02:00 AM - 03:00 AM	61.2	64.3	60.2
03:00 AM - 04:00 AM	60.6	67.9	59.8
04:00 AM - 05:00 AM	61.1	64.1	60.3
05:00 AM - 06:00 AM	61.3	76.1	60.4
06:00 AM - 07:00 AM	61.5	77.3	60.2
07:00 AM - 08:00 AM	59.4	71.4	58.5
08:00 AM - 09:00 AM	58.9	66.0	58.1
09:00 AM - 10:00 AM	58.7	79.8	57.8
10:00 AM - 11:00 AM	57.7	76.0	56.7
11:00 AM - 12:00 PM	57.3	70.1	56.5
12:00 PM - 01:00 PM	57.6	83.0	56.4
01:00 PM - 02:00 PM	56.7	62.2	55.8
02:00 PM - 03:00 PM	57.4	65.7	56.4

Leq Average 24 hrs. (dB(A)) 60.2
Lmax (dB(A)) 83.0
L90 (dB(A)) 59.5
Ldn (dB(A)) 67.4
Standard (dB(A)) 70
Reference Method : ISO1996-1 and 1996-2
Standard : 1. ประกาศคณะกรรมการสิ่งแวดล้อมแห่งชาติ ฉบับที่ 15 (พ.ศ. 2540) เรื่องกำหนดมาตรฐานระดับเสียงโดยทั่วไป
2. ประกาศกระทรวงอุตสาหกรรม เรื่องกำหนดค่าระดับเสียงการรบกวน และระดับเสียงที่เกิดจากการประกอบกิจการโรงงาน พ.ศ. 2548

Technical Management

Saranya C.

Saranya Chalermthamrong
Scientist (4)

Approved by

Supot S.

Supot Salamteh
Section Head

The above results are valid only for the analyzed/tested sample(s) as indicated in this report. No part of this report or certificate may be reproduced in any form without written consent from the Laboratory. ALS Laboratory Group (Thailand) strongly recommends that this report is not reproduced except in full.



Analysis / Test Report

Client : Gulf NRV2 Co., Ltd.
789 Moo 6, T. Nongraveing, A. Muang, Nakhonratchasima Thailand 30000
P/O : GNRV2-4211200239
Project Name : Monitoring EIA
Project Location : GNRV2

Lot ID: 22122145

Date Received : Nov 30, 2022
Date Reported : Dec 20, 2022
Report Number: 2514539-1C11

Page 1 of 1

Sample Number 22122145-4
Parameter Noise (Leq 24 hrs.)
Location บริเวณริมรั้วโครงการโรงไฟฟ้าหนองระเรียง2 ด้านทิศใต้ (GPS 48P 0196368, 1652272)
Measurement Date Nov 24 - Nov 25, 2022
Measurement by Sangtawan Natasat
Sound Level meter Serial No. 885440

Time	Leq (dB(A))	Lmax (dB(A))	L90 (dB(A))
03:00 PM - 04:00 PM	57.8	73.0	56.9
04:00 PM - 05:00 PM	58.1	68.4	57.3
05:00 PM - 06:00 PM	60.3	72.2	59.6
06:00 PM - 07:00 PM	59.0	63.3	58.5
07:00 PM - 08:00 PM	59.8	75.0	59.1
08:00 PM - 09:00 PM	60.2	77.6	59.3
09:00 PM - 10:00 PM	58.7	69.1	58.1
10:00 PM - 11:00 PM	58.8	74.1	57.9
11:00 PM - 12:00 AM	58.6	62.7	58.0
12:00 AM - 01:00 AM	58.5	75.9	57.6
01:00 AM - 02:00 AM	59.0	66.2	58.4
02:00 AM - 03:00 AM	59.7	81.3	59.0
03:00 AM - 04:00 AM	59.6	70.0	59.0
04:00 AM - 05:00 AM	59.4	67.5	58.8
05:00 AM - 06:00 AM	59.3	67.1	58.7
06:00 AM - 07:00 AM	59.2	73.6	58.3
07:00 AM - 08:00 AM	58.5	71.7	57.7
08:00 AM - 09:00 AM	58.3	77.8	57.1
09:00 AM - 10:00 AM	57.0	65.7	56.0
10:00 AM - 11:00 AM	56.9	69.5	55.8
11:00 AM - 12:00 PM	56.6	67.3	55.6
12:00 PM - 01:00 PM	56.4	71.0	55.4
01:00 PM - 02:00 PM	59.1	90.1	55.9
02:00 PM - 03:00 PM	56.9	61.9	56.2

Leq Average 24 hrs. (dB(A)) 58.7
Lmax (dB(A)) 90.1
L90 (dB(A)) 57.9
Ldn (dB(A)) 65.5
Standard (dB(A)) 70
Reference Method : ISO1996-1 and 1996-2
Standard : 1. ประกาศคณะกรรมการสิ่งแวดล้อมแห่งชาติ ฉบับที่ 15 (พ.ศ. 2540) เรื่องกำหนดมาตรฐานระดับเสียงโดยทั่วไป
2. ประกาศกระทรวงอุตสาหกรรม เรื่องกำหนดค่าระดับเสียงการรบกวน และระดับเสียงที่เกิดจากการประกอบกิจการโรงงาน พ.ศ. 2548

Technical Management

Saranya C.

Saranya Chalermthamrong
Scientist (4)

Approved by

Supot S.

Supot Salamteh
Section Head

The above results are valid only for the analyzed/tested sample(s) as indicated in this report. No part of this report or certificate may be reproduced in any form without written consent from the Laboratory. ALS Laboratory Group (Thailand) strongly recommends that this report is not reproduced except in full.



Analysis / Test Report

Client : Gulf NRV2 Co., Ltd.
789 Moo 6, T. Nongraveing, A. Muang, Nakhonratchasima Thailand 30000
P/O : GNRV2-4211200239
Project Name : Monitoring EIA
Project Location : GNRV2

Lot ID: 22122145

Date Received : Nov 30, 2022
Date Reported : Dec 20, 2022
Report Number: 2514540-1C11

Page 1 of 1

Sample Number 22122145-5
Parameter Noise (Leq 24 hrs.)
Location บริเวณริมรั้วโครงการโรงไฟฟ้าหนองระเรียง2 ด้านทิศใต้ (GPS 48P 0196368, 1652272)
Measurement Date Nov 25 - Nov 26, 2022
Measurement by Sangtawan Natasat
Sound Level meter Serial No. 885440

Time	Leq (dB(A))	Lmax (dB(A))	L90 (dB(A))
03:00 PM - 04:00 PM	57.2	68.4	56.4
04:00 PM - 05:00 PM	57.7	68.7	56.9
05:00 PM - 06:00 PM	60.7	72.0	59.9
06:00 PM - 07:00 PM	58.3	64.9	57.8
07:00 PM - 08:00 PM	58.2	63.6	57.7
08:00 PM - 09:00 PM	58.1	72.3	57.4
09:00 PM - 10:00 PM	58.3	70.9	57.6
10:00 PM - 11:00 PM	58.6	72.4	57.9
11:00 PM - 12:00 AM	58.3	67.6	57.7
12:00 AM - 01:00 AM	59.9	73.3	58.1
01:00 AM - 02:00 AM	60.9	72.6	59.7
02:00 AM - 03:00 AM	60.7	66.1	60.1
03:00 AM - 04:00 AM	60.3	63.4	59.6
04:00 AM - 05:00 AM	59.6	61.9	59.1
05:00 AM - 06:00 AM	60.3	64.8	59.8
06:00 AM - 07:00 AM	59.6	77.6	58.9
07:00 AM - 08:00 AM	59.0	80.1	58.1
08:00 AM - 09:00 AM	58.3	64.6	57.3
09:00 AM - 10:00 AM	57.7	79.8	56.6
10:00 AM - 11:00 AM	56.6	68.0	55.7
11:00 AM - 12:00 PM	57.3	75.4	56.3
12:00 PM - 01:00 PM	57.8	71.7	56.6
01:00 PM - 02:00 PM	58.7	86.1	57.4
02:00 PM - 03:00 PM	59.0	65.6	58.1

Leq Average 24 hrs. (dB(A)) 59.0
Lmax (dB(A)) 86.1
L90 (dB(A)) 57.7
Ldn (dB(A)) 66.1
Standard (dB(A)) 70
Reference Method : ISO1996-1 and 1996-2
Standard : 1. ประกาศคณะกรรมการสิ่งแวดล้อมแห่งชาติ ฉบับที่ 15 (พ.ศ. 2540) เรื่องกำหนดมาตรฐานระดับเสียงโดยทั่วไป
2. ประกาศกระทรวงอุตสาหกรรม เรื่องกำหนดค่าระดับเสียงการรบกวน และระดับเสียงที่เกิดจากการประกอบกิจการโรงงาน พ.ศ. 2548

Technical Management

Saranya C.

Saranya Chalermthamrong
Scientist (4)

Approved by

Supot S.

Supot Salamteh
Section Head

The above results are valid only for the analyzed/tested sample(s) as indicated in this report. No part of this report or certificate may be reproduced in any form without written consent from the Laboratory. ALS Laboratory Group (Thailand) strongly recommends that this report is not reproduced except in full.



Analysis / Test Report

Client : Gulf NRV2 Co., Ltd.
789 Moo 6, T. Nongraveing, A. Muang, Nakhonratchasima Thailand 30000
P/O : GNRV2-4211200239
Project Name : Monitoring EIA
Project Location : GNRV2

Lot ID: 22122145

Date Received : Nov 30, 2022
Date Reported : Dec 20, 2022
Report Number: 2514541-1C11

Page 1 of 1

Sample Number 22122145-6
Parameter Noise (Leq 24 hrs.)
Location บริเวณริมรั้วโครงการโรงไฟฟ้าหนองระเรียง2 ด้านทิศใต้ (GPS 48P 0196368, 1652272)
Measurement Date Nov 26 - Nov 27, 2022
Measurement by Sangtawan Natasat
Sound Level meter Serial No. 885440

Time	Leq (dB(A))	Lmax (dB(A))	L90 (dB(A))
03:00 PM - 04:00 PM	61.8	76.5	60.0
04:00 PM - 05:00 PM	59.1	75.1	58.4
05:00 PM - 06:00 PM	60.2	74.5	59.4
06:00 PM - 07:00 PM	58.4	65.4	57.7
07:00 PM - 08:00 PM	59.8	72.4	59.2
08:00 PM - 09:00 PM	59.6	65.6	58.9
09:00 PM - 10:00 PM	59.1	66.5	58.5
10:00 PM - 11:00 PM	59.7	70.8	58.8
11:00 PM - 12:00 AM	60.1	67.1	59.5
12:00 AM - 01:00 AM	58.0	67.6	57.3
01:00 AM - 02:00 AM	58.1	62.5	57.5
02:00 AM - 03:00 AM	57.8	62.2	57.1
03:00 AM - 04:00 AM	58.2	62.8	57.7
04:00 AM - 05:00 AM	58.5	69.0	58.0
05:00 AM - 06:00 AM	59.6	69.8	59.0
06:00 AM - 07:00 AM	58.7	88.1	57.5
07:00 AM - 08:00 AM	57.6	83.7	55.9
08:00 AM - 09:00 AM	59.2	83.0	58.0
09:00 AM - 10:00 AM	59.0	71.5	58.0
10:00 AM - 11:00 AM	58.4	70.4	57.7
11:00 AM - 12:00 PM	58.8	64.2	58.3
12:00 PM - 01:00 PM	58.3	70.2	57.7
01:00 PM - 02:00 PM	58.4	70.3	57.7
02:00 PM - 03:00 PM	58.6	83.3	57.7

Leq Average 24 hrs. (dB(A)) 59.1
Lmax (dB(A)) 88.1
L90 (dB(A)) 58.0
Ldn (dB(A)) 65.3
Standard (dB(A)) 70
Reference Method : ISO1996-1 and 1996-2
Standard : 1. ประกาศคณะกรรมการสิ่งแวดล้อมแห่งชาติ ฉบับที่ 15 (พ.ศ. 2540) เรื่องกำหนดมาตรฐานระดับเสียงโดยทั่วไป
2. ประกาศกระทรวงอุตสาหกรรม เรื่องกำหนดค่าระดับเสียงการรบกวน และระดับเสียงที่เกิดจากการประกอบกิจการโรงงาน พ.ศ. 2548

Technical Management

Saranya C.

Saranya Chalermthamrong
Scientist (4)

Approved by

Supot S.

Supot Salamteh
Section Head

The above results are valid only for the analyzed/tested sample(s) as indicated in this report. No part of this report or certificate may be reproduced in any form without written consent from the Laboratory. ALS Laboratory Group (Thailand) strongly recommends that this report is not reproduced except in full.



Analysis / Test Report

Client : Gulf NRV2 Co., Ltd.
789 Moo 6, T. Nongraveing, A. Muang, Nakhonratchasima Thailand 30000
P/O : GNRV2-4211200239
Project Name : Monitoring EIA
Project Location : GNRV2

Lot ID: 22122145

Date Received : Nov 30, 2022
Date Reported : Dec 20, 2022
Report Number: 2514542-1C11

Page 1 of 1

Sample Number 22122145-7
Parameter Noise (Leq 24 hrs.)
Location บริเวณริมรั้วโครงการโรงไฟฟ้าหนองระเรียง2 ด้านทิศใต้ (GPS 48P 0196368, 1652272)
Measurement Date Nov 27 - Nov 28, 2022
Measurement by Sangtawan Natasat
Sound Level meter Serial No. 885440

Time	Leq (dB(A))	Lmax (dB(A))	L90 (dB(A))
03:00 PM - 04:00 PM	57.5	66.7	56.8
04:00 PM - 05:00 PM	58.4	75.9	57.3
05:00 PM - 06:00 PM	61.6	70.3	60.8
06:00 PM - 07:00 PM	58.2	66.6	57.7
07:00 PM - 08:00 PM	58.1	72.3	57.5
08:00 PM - 09:00 PM	58.6	65.0	58.0
09:00 PM - 10:00 PM	58.9	77.6	57.7
10:00 PM - 11:00 PM	57.1	63.9	56.1
11:00 PM - 12:00 AM	58.0	60.5	57.1
12:00 AM - 01:00 AM	57.7	69.3	56.7
01:00 AM - 02:00 AM	57.4	60.5	56.7
02:00 AM - 03:00 AM	58.0	67.8	57.0
03:00 AM - 04:00 AM	58.2	61.4	57.2
04:00 AM - 05:00 AM	59.7	65.7	59.0
05:00 AM - 06:00 AM	60.6	70.3	59.5
06:00 AM - 07:00 AM	60.3	90.2	58.0
07:00 AM - 08:00 AM	59.8	69.7	58.6
08:00 AM - 09:00 AM	61.4	90.2	58.4
09:00 AM - 10:00 AM	58.1	63.6	57.0
10:00 AM - 11:00 AM	57.7	85.7	56.2
11:00 AM - 12:00 PM	57.2	70.2	56.1
12:00 PM - 01:00 PM	58.1	85.5	56.9
01:00 PM - 02:00 PM	58.2	75.0	57.0
02:00 PM - 03:00 PM	57.9	82.5	56.7

Leq Average 24 hrs. (dB(A)) 58.8
Lmax (dB(A)) 90.2
L90 (dB(A)) 57.1
Ldn (dB(A)) 65.2
Standard (dB(A)) 70
Reference Method : ISO1996-1 and 1996-2
Standard : 1. ประกาศคณะกรรมการสิ่งแวดล้อมแห่งชาติ ฉบับที่ 15 (พ.ศ. 2540) เรื่องกำหนดมาตรฐานระดับเสียงโดยทั่วไป
2. ประกาศกระทรวงอุตสาหกรรม เรื่องกำหนดค่าระดับเสียงการรบกวน และระดับเสียงที่เกิดจากการประกอบกิจการโรงงาน พ.ศ. 2548

Technical Management

Saranya C.

Saranya Chalermthamrong
Scientist (4)

Approved by

Supot S.

Supot Salamteh
Section Head

The above results are valid only for the analyzed/tested sample(s) as indicated in this report. No part of this report or certificate may be reproduced in any form without written consent from the Laboratory. ALS Laboratory Group (Thailand) strongly recommends that this report is not reproduced except in full.



Analysis / Test Report

Client : Gulf NRV2 Co., Ltd.
789 Moo 6, T. Nongraveing, A. Muang, Nakhonratchasima Thailand 30000
P/O : GNRV2-4211200239
Project Name : Monitoring EIA
Project Location : GNRV2

Lot ID: 22122145

Date Received : Nov 30, 2022
Date Reported : Dec 20, 2022
Report Number: 2514543-1C11

Page 1 of 1

Sample Number 22122145-8
Parameter Noise (Leq 24 hrs.)
Location ชุมชนด้านทิศตะวันตกของโครงการโรงไฟฟ้าหนองระเวียง 2 (GPS 48P 0194661, 1653152)
Measurement Date Nov 21 - Nov 22, 2022
Measurement by Sangtawan Natasat
Sound Level meter Serial No. 998162

Time	Leq (dB(A))	Lmax (dB(A))	L90 (dB(A))
02:00 PM - 03:00 PM	48.3	73.9	41.1
03:00 PM - 04:00 PM	51.1	85.0	38.6
04:00 PM - 05:00 PM	48.3	71.5	39.7
05:00 PM - 06:00 PM	49.6	73.5	42.6
06:00 PM - 07:00 PM	50.1	67.1	46.7
07:00 PM - 08:00 PM	47.1	65.5	44.0
08:00 PM - 09:00 PM	46.5	61.7	43.1
09:00 PM - 10:00 PM	45.5	66.0	42.3
10:00 PM - 11:00 PM	43.6	53.5	42.2
11:00 PM - 12:00 AM	42.6	58.2	41.0
12:00 AM - 01:00 AM	42.8	57.0	40.7
01:00 AM - 02:00 AM	42.6	63.0	40.0
02:00 AM - 03:00 AM	44.0	56.0	42.4
03:00 AM - 04:00 AM	44.2	60.4	42.3
04:00 AM - 05:00 AM	41.5	60.4	39.4
05:00 AM - 06:00 AM	42.8	65.8	39.8
06:00 AM - 07:00 AM	48.7	69.2	41.2
07:00 AM - 08:00 AM	49.2	74.3	42.2
08:00 AM - 09:00 AM	52.4	84.3	39.3
09:00 AM - 10:00 AM	51.0	76.5	37.5
10:00 AM - 11:00 AM	47.4	71.1	38.3
11:00 AM - 12:00 PM	47.7	72.6	38.9
12:00 PM - 01:00 PM	48.6	71.4	41.7
01:00 PM - 02:00 PM	46.0	70.2	37.6

Leq Average 24 hrs. (dB(A)) 47.8
Lmax (dB(A)) 85.0
L90 (dB(A)) 41.0
Ldn (dB(A)) 51.7
Standard (dB(A)) 70
Reference Method : ISO1996-1 and 1996-2
Standard : 1. ประกาศคณะกรรมการสิ่งแวดล้อมแห่งชาติ ฉบับที่ 15 (พ.ศ. 2540) เรื่องกำหนดมาตรฐานระดับเสียงโดยทั่วไป
2. ประกาศกระทรวงอุตสาหกรรม เรื่องกำหนดค่าระดับเสียงการรบกวน และระดับเสียงที่เกิดจากการประกอบกิจการโรงงาน พ.ศ. 2548

Technical Management

Saranya C.

Saranya Chalermthamrong
Scientist (4)

Approved by

Supot S.

Supot Salamteh
Section Head

The above results are valid only for the analyzed/tested sample(s) as indicated in this report. No part of this report or certificate may be reproduced in any form without written consent from the Laboratory. ALS Laboratory Group (Thailand) strongly recommends that this report is not reproduced except in full.



Analysis / Test Report

Client : Gulf NRV2 Co., Ltd.
789 Moo 6, T. Nongraveing, A. Muang, Nakhonratchasima Thailand 30000
P/O : GNRV2-4211200239
Project Name : Monitoring EIA
Project Location : GNRV2

Lot ID: 22122145

Date Received : Nov 30, 2022
Date Reported : Dec 20, 2022
Report Number: 2514544-1C11

Page 1 of 1

Sample Number 22122145-9
Parameter Noise (Leq 24 hrs.)
Location ชุมชนด้านทิศตะวันตกของโครงการโรงไฟฟ้าหนองระเวียง 2 (GPS 48P 0194661, 1653152)
Measurement Date Nov 22 - Nov 23, 2022
Measurement by Sangtawan Natasat
Sound Level meter Serial No. 998162

Time	Leq (dB(A))	Lmax (dB(A))	L90 (dB(A))
02:00 PM - 03:00 PM	46.5	66.8	37.8
03:00 PM - 04:00 PM	48.0	69.0	37.5
04:00 PM - 05:00 PM	48.9	69.8	38.0
05:00 PM - 06:00 PM	47.1	65.4	40.7
06:00 PM - 07:00 PM	48.2	67.8	43.7
07:00 PM - 08:00 PM	47.3	65.9	43.2
08:00 PM - 09:00 PM	46.8	65.4	42.7
09:00 PM - 10:00 PM	53.5	63.5	52.3
10:00 PM - 11:00 PM	55.0	68.4	52.7
11:00 PM - 12:00 AM	47.8	60.5	41.3
12:00 AM - 01:00 AM	41.7	60.6	39.6
01:00 AM - 02:00 AM	39.3	64.8	37.8
02:00 AM - 03:00 AM	39.4	61.7	36.5
03:00 AM - 04:00 AM	37.7	45.6	36.5
04:00 AM - 05:00 AM	41.4	65.7	37.9
05:00 AM - 06:00 AM	41.5	59.5	38.4
06:00 AM - 07:00 AM	48.6	71.3	41.7
07:00 AM - 08:00 AM	53.9	76.6	42.5
08:00 AM - 09:00 AM	46.7	69.2	38.5
09:00 AM - 10:00 AM	50.2	72.9	39.1
10:00 AM - 11:00 AM	48.6	72.3	37.8
11:00 AM - 12:00 PM	48.0	70.0	36.6
12:00 PM - 01:00 PM	45.7	65.3	36.1
01:00 PM - 02:00 PM	44.4	67.9	34.3

Leq Average 24 hrs. (dB(A)) 48.6
Lmax (dB(A)) 76.6
L90 (dB(A)) 38.4
Ldn (dB(A)) 54.2
Standard (dB(A)) 70
Reference Method : ISO1996-1 and 1996-2
Standard : 1. ประกาศคณะกรรมการสิ่งแวดล้อมแห่งชาติ ฉบับที่ 15 (พ.ศ. 2540) เรื่องกำหนดมาตรฐานระดับเสียงโดยทั่วไป
2. ประกาศกระทรวงอุตสาหกรรม เรื่องกำหนดค่าระดับเสียงการรบกวน และระดับเสียงที่เกิดจากการประกอบกิจการโรงงาน พ.ศ. 2548

Technical Management

Saranya C.

Saranya Chalermthamrong
Scientist (4)

Approved by

Supot S.

Supot Salamteh
Section Head

The above results are valid only for the analyzed/tested sample(s) as indicated in this report. No part of this report or certificate may be reproduced in any form without written consent from the Laboratory. ALS Laboratory Group (Thailand) strongly recommends that this report is not reproduced except in full.



Analysis / Test Report

Client : Gulf NRV2 Co., Ltd.
789 Moo 6, T. Nongraveing, A. Muang, Nakhonratchasima Thailand 30000
P/O : GNRV2-4211200239
Project Name : Monitoring EIA
Project Location : GNRV2

Lot ID: 22122145

Date Received : Nov 30, 2022
Date Reported : Dec 20, 2022
Report Number: 2514545-1C11

Page 1 of 1

Sample Number 22122145-10
Parameter Noise (Leq 24 hrs.)
Location ชุมชนด้านทิศตะวันตกของโครงการโรงไฟฟ้าหนองระเวียง 2 (GPS 48P 0194661, 1653152)
Measurement Date Nov 23 - Nov 24, 2022
Measurement by Sangtawan Natasat
Sound Level meter Serial No. 998162

Time	Leq (dB(A))	Lmax (dB(A))	L90 (dB(A))
02:00 PM - 03:00 PM	47.0	67.9	36.1
03:00 PM - 04:00 PM	50.7	71.5	41.2
04:00 PM - 05:00 PM	50.2	71.6	40.7
05:00 PM - 06:00 PM	47.0	66.1	41.0
06:00 PM - 07:00 PM	48.5	69.2	44.8
07:00 PM - 08:00 PM	47.6	68.1	42.0
08:00 PM - 09:00 PM	44.9	65.5	40.0
09:00 PM - 10:00 PM	41.6	59.9	39.0
10:00 PM - 11:00 PM	44.6	71.1	38.5
11:00 PM - 12:00 AM	40.5	61.2	37.4
12:00 AM - 01:00 AM	39.3	53.7	36.9
01:00 AM - 02:00 AM	37.5	49.6	36.2
02:00 AM - 03:00 AM	38.1	54.8	36.6
03:00 AM - 04:00 AM	46.8	65.6	42.8
04:00 AM - 05:00 AM	41.8	60.0	39.1
05:00 AM - 06:00 AM	50.3	71.1	44.4
06:00 AM - 07:00 AM	59.9	86.5	54.5
07:00 AM - 08:00 AM	55.4	68.6	50.1
08:00 AM - 09:00 AM	49.2	67.8	39.9
09:00 AM - 10:00 AM	46.6	68.8	38.4
10:00 AM - 11:00 AM	48.2	68.4	37.8
11:00 AM - 12:00 PM	47.4	69.9	39.1
12:00 PM - 01:00 PM	47.2	71.9	37.0
01:00 PM - 02:00 PM	45.2	64.9	36.7

Leq Average 24 hrs. (dB(A)) 50.0
Lmax (dB(A)) 86.5
L90 (dB(A)) 39.1
Ldn (dB(A)) 57.5
Standard (dB(A)) 70
Reference Method : ISO1996-1 and 1996-2
Standard : 1. ประกาศคณะกรรมการสิ่งแวดล้อมแห่งชาติ ฉบับที่ 15 (พ.ศ. 2540) เรื่องกำหนดมาตรฐานระดับเสียงโดยทั่วไป
2. ประกาศกระทรวงอุตสาหกรรม เรื่องกำหนดค่าระดับเสียงการรบกวน และระดับเสียงที่เกิดจากการประกอบกิจการโรงงาน พ.ศ. 2548

Technical Management

Saranya C.

Saranya Chalermthamrong
Scientist (4)

Approved by

Supot S.

Supot Salamteh
Section Head

The above results are valid only for the analyzed/tested sample(s) as indicated in this report. No part of this report or certificate may be reproduced in any form without written consent from the Laboratory. ALS Laboratory Group (Thailand) strongly recommends that this report is not reproduced except in full.



Analysis / Test Report

Client : Gulf NRV2 Co., Ltd.
789 Moo 6, T. Nongraveing, A. Muang, Nakhonratchasima Thailand 30000
P/O : GNRV2-4211200239
Project Name : Monitoring EIA
Project Location : GNRV2

Lot ID: 22122145

Date Received : Nov 30, 2022
Date Reported : Dec 20, 2022
Report Number: 2514546-1C11

Page 1 of 1

Sample Number 22122145-11
Parameter Noise (Leq 24 hrs.)
Location ชุมชนด้านทิศตะวันตกของโครงการโรงไฟฟ้าหนองระเวียง 2 (GPS 48P 0194661, 1653152)
Measurement Date Nov 24 - Nov 25, 2022
Measurement by Sangtawan Natasat
Sound Level meter Serial No. 998162

Time	Leq (dB(A))	Lmax (dB(A))	L90 (dB(A))
02:00 PM - 03:00 PM	45.0	66.0	37.2
03:00 PM - 04:00 PM	49.1	67.8	41.1
04:00 PM - 05:00 PM	49.2	70.6	40.9
05:00 PM - 06:00 PM	49.2	68.3	42.4
06:00 PM - 07:00 PM	50.0	74.7	44.5
07:00 PM - 08:00 PM	49.3	67.4	46.3
08:00 PM - 09:00 PM	49.8	71.1	47.2
09:00 PM - 10:00 PM	48.6	63.1	47.5
10:00 PM - 11:00 PM	48.1	63.3	47.1
11:00 PM - 12:00 AM	47.7	65.7	46.8
12:00 AM - 01:00 AM	47.9	59.0	47.1
01:00 AM - 02:00 AM	46.5	55.6	45.6
02:00 AM - 03:00 AM	47.1	59.9	46.4
03:00 AM - 04:00 AM	46.9	57.2	46.3
04:00 AM - 05:00 AM	47.5	62.4	46.2
05:00 AM - 06:00 AM	44.5	67.3	41.1
06:00 AM - 07:00 AM	48.8	69.3	40.8
07:00 AM - 08:00 AM	50.5	68.7	42.9
08:00 AM - 09:00 AM	47.8	70.6	40.2
09:00 AM - 10:00 AM	48.0	69.4	38.3
10:00 AM - 11:00 AM	46.0	66.8	37.8
11:00 AM - 12:00 PM	47.2	72.9	38.1
12:00 PM - 01:00 PM	45.6	70.0	37.2
01:00 PM - 02:00 PM	44.1	64.6	36.9

Leq Average 24 hrs. (dB(A)) 48.0
Lmax (dB(A)) 74.7
L90 (dB(A)) 42.4
Ldn (dB(A)) 53.9
Standard (dB(A)) 70
Reference Method : ISO1996-1 and 1996-2
Standard : 1. ประกาศคณะกรรมการสิ่งแวดล้อมแห่งชาติ ฉบับที่ 15 (พ.ศ. 2540) เรื่องกำหนดมาตรฐานระดับเสียงโดยทั่วไป
2. ประกาศกระทรวงอุตสาหกรรม เรื่องกำหนดค่าระดับเสียงการรบกวน และระดับเสียงที่เกิดจากการประกอบกิจการโรงงาน พ.ศ. 2548

Technical Management

Saranya C.

Saranya Chalermthamrong
Scientist (4)

Approved by

Supot S.

Supot Salamteh
Section Head

The above results are valid only for the analyzed/tested sample(s) as indicated in this report. No part of this report or certificate may be reproduced in any form without written consent from the Laboratory. ALS Laboratory Group (Thailand) strongly recommends that this report is not reproduced except in full.



Analysis / Test Report

Client : Gulf NRV2 Co., Ltd.
789 Moo 6, T. Nongraveing, A. Muang, Nakhonratchasima Thailand 30000
P/O : GNRV2-4211200239
Project Name : Monitoring EIA
Project Location : GNRV2

Lot ID: 22122145

Date Received : Nov 30, 2022
Date Reported : Dec 20, 2022
Report Number: 2514547-1C11

Page 1 of 1

Sample Number 22122145-12
Parameter Noise (Leq 24 hrs.)
Location ชุมชนด้านทิศตะวันตกของโครงการโรงไฟฟ้าหนองระเวียง 2 (GPS 48P 0194661, 1653152)
Measurement Date Nov 25 - Nov 26, 2022
Measurement by Sangtawan Natasat
Sound Level meter Serial No. 998162

Time	Leq (dB(A))	Lmax (dB(A))	L90 (dB(A))
02:00 PM - 03:00 PM	46.7	65.5	37.5
03:00 PM - 04:00 PM	47.9	73.2	37.5
04:00 PM - 05:00 PM	48.9	71.8	40.0
05:00 PM - 06:00 PM	49.6	69.7	41.8
06:00 PM - 07:00 PM	50.3	67.2	45.3
07:00 PM - 08:00 PM	50.9	67.0	46.5
08:00 PM - 09:00 PM	49.9	67.5	45.5
09:00 PM - 10:00 PM	47.2	66.1	43.7
10:00 PM - 11:00 PM	45.0	59.4	42.2
11:00 PM - 12:00 AM	45.7	66.6	42.3
12:00 AM - 01:00 AM	43.6	62.4	40.5
01:00 AM - 02:00 AM	43.5	60.4	40.6
02:00 AM - 03:00 AM	41.3	53.8	39.3
03:00 AM - 04:00 AM	41.0	56.4	38.8
04:00 AM - 05:00 AM	42.4	67.7	39.0
05:00 AM - 06:00 AM	43.5	64.5	40.9
06:00 AM - 07:00 AM	50.9	82.5	41.3
07:00 AM - 08:00 AM	49.8	69.8	41.4
08:00 AM - 09:00 AM	53.8	81.7	38.7
09:00 AM - 10:00 AM	52.9	77.2	39.5
10:00 AM - 11:00 AM	54.2	79.2	43.1
11:00 AM - 12:00 PM	50.3	72.7	44.1
12:00 PM - 01:00 PM	51.9	80.5	40.1
01:00 PM - 02:00 PM	51.9	75.8	38.0

Leq Average 24 hrs. (dB(A)) 49.6
Lmax (dB(A)) 82.5
L90 (dB(A)) 40.6
Ldn (dB(A)) 53.1
Standard (dB(A)) 70
Reference Method : ISO1996-1 and 1996-2
Standard : 1. ประกาศคณะกรรมการสิ่งแวดล้อมแห่งชาติ ฉบับที่ 15 (พ.ศ. 2540) เรื่องกำหนดมาตรฐานระดับเสียงโดยทั่วไป
2. ประกาศกระทรวงอุตสาหกรรม เรื่องกำหนดค่าระดับเสียงการรบกวน และระดับเสียงที่เกิดจากการประกอบกิจการโรงงาน พ.ศ. 2548

Technical Management

Saranya C.

Saranya Chalermthamrong
Scientist (4)

Approved by

Supot S.

Supot Salamteh
Section Head

The above results are valid only for the analyzed/tested sample(s) as indicated in this report. No part of this report or certificate may be reproduced in any form without written consent from the Laboratory. ALS Laboratory Group (Thailand) strongly recommends that this report is not reproduced except in full.



Analysis / Test Report

Client : Gulf NRV2 Co., Ltd.
789 Moo 6, T. Nongraveing, A. Muang, Nakhonratchasima Thailand 30000
P/O : GNRV2-4211200239
Project Name : Monitoring EIA
Project Location : GNRV2

Lot ID: 22122145

Date Received : Nov 30, 2022
Date Reported : Dec 20, 2022
Report Number: 2514548-1C11

Page 1 of 1

Sample Number 22122145-13
Parameter Noise (Leq 24 hrs.)
Location ชุมชนด้านทิศตะวันตกของโครงการโรงไฟฟ้าหนองระเวียง 2 (GPS 48P 0194661, 1653152)
Measurement Date Nov 26 - Nov 27, 2022
Measurement by Sangtawan Natasat
Sound Level meter Serial No. 998162

Time	Leq (dB(A))	Lmax (dB(A))	L90 (dB(A))
02:00 PM - 03:00 PM	52.5	78.0	41.2
03:00 PM - 04:00 PM	63.3	81.3	59.5
04:00 PM - 05:00 PM	47.5	65.1	42.7
05:00 PM - 06:00 PM	50.9	69.9	45.2
06:00 PM - 07:00 PM	48.9	70.4	43.9
07:00 PM - 08:00 PM	50.9	69.2	46.8
08:00 PM - 09:00 PM	48.5	65.0	45.6
09:00 PM - 10:00 PM	47.3	65.6	45.2
10:00 PM - 11:00 PM	46.8	63.0	44.8
11:00 PM - 12:00 AM	47.0	70.3	42.9
12:00 AM - 01:00 AM	45.1	60.5	43.4
01:00 AM - 02:00 AM	44.4	60.6	42.5
02:00 AM - 03:00 AM	41.9	55.5	40.3
03:00 AM - 04:00 AM	41.8	63.6	40.3
04:00 AM - 05:00 AM	41.6	50.9	40.1
05:00 AM - 06:00 AM	42.4	63.3	40.0
06:00 AM - 07:00 AM	46.3	63.9	38.8
07:00 AM - 08:00 AM	47.8	68.2	40.0
08:00 AM - 09:00 AM	48.5	73.5	40.1
09:00 AM - 10:00 AM	47.0	65.2	38.2
10:00 AM - 11:00 AM	44.6	65.9	36.9
11:00 AM - 12:00 PM	47.3	71.5	36.7
12:00 PM - 01:00 PM	46.1	72.3	35.3
01:00 PM - 02:00 PM	47.3	61.5	41.2

Leq Average 24 hrs. (dB(A)) 51.6
Lmax (dB(A)) 81.3
L90 (dB(A)) 41.2
Ldn (dB(A)) 53.8
Standard (dB(A)) 70
Reference Method : ISO1996-1 and 1996-2
Standard : 1. ประกาศคณะกรรมการสิ่งแวดล้อมแห่งชาติ ฉบับที่ 15 (พ.ศ. 2540) เรื่องกำหนดมาตรฐานระดับเสียงโดยทั่วไป
2. ประกาศกระทรวงอุตสาหกรรม เรื่องกำหนดค่าระดับเสียงการรบกวน และระดับเสียงที่เกิดจากการประกอบกิจการโรงงาน พ.ศ. 2548

Technical Management

Saranya C.

Saranya Chalermthamrong
Scientist (4)

Approved by

Supot S.

Supot Salamteh
Section Head

The above results are valid only for the analyzed/tested sample(s) as indicated in this report. No part of this report or certificate may be reproduced in any form without written consent from the Laboratory. ALS Laboratory Group (Thailand) strongly recommends that this report is not reproduced except in full.



Analysis / Test Report

Client : Gulf NRV2 Co., Ltd.
789 Moo 6, T. Nongraveing, A. Muang, Nakhonratchasima Thailand 30000
P/O : GNRV2-4211200239
Project Name : Monitoring EIA
Project Location : GNRV2

Lot ID: 22122145

Date Received : Nov 30, 2022
Date Reported : Dec 20, 2022
Report Number: 2514549-1C11

Page 1 of 1

Sample Number 22122145-14
Parameter Noise (Leq 24 hrs.)
Location ชุมชนด้านทิศตะวันตกของโครงการโรงไฟฟ้าหนองระเวียง 2 (GPS 48P 0194661, 1653152)
Measurement Date Nov 27 - Nov 28, 2022
Measurement by Sangtawan Natasat
Sound Level meter Serial No. 998162

Time	Leq (dB(A))	Lmax (dB(A))	L90 (dB(A))
02:00 PM - 03:00 PM	45.9	69.3	37.4
03:00 PM - 04:00 PM	45.7	64.5	38.4
04:00 PM - 05:00 PM	48.0	67.8	38.8
05:00 PM - 06:00 PM	46.7	66.3	39.6
06:00 PM - 07:00 PM	47.2	64.6	43.9
07:00 PM - 08:00 PM	47.1	64.1	43.8
08:00 PM - 09:00 PM	47.7	67.0	44.0
09:00 PM - 10:00 PM	45.5	63.5	42.4
10:00 PM - 11:00 PM	45.1	65.8	41.8
11:00 PM - 12:00 AM	46.3	67.6	42.0
12:00 AM - 01:00 AM	42.1	55.4	40.4
01:00 AM - 02:00 AM	43.2	65.2	40.3
02:00 AM - 03:00 AM	41.1	52.4	39.4
03:00 AM - 04:00 AM	40.2	52.3	38.5
04:00 AM - 05:00 AM	40.7	62.1	38.3
05:00 AM - 06:00 AM	42.5	61.9	39.7
06:00 AM - 07:00 AM	48.3	70.0	42.0
07:00 AM - 08:00 AM	49.4	67.9	43.5
08:00 AM - 09:00 AM	47.0	68.7	39.3
09:00 AM - 10:00 AM	43.6	62.2	36.5
10:00 AM - 11:00 AM	47.3	69.2	37.0
11:00 AM - 12:00 PM	46.4	71.2	34.7
12:00 PM - 01:00 PM	48.4	72.4	35.7
01:00 PM - 02:00 PM	46.3	67.4	35.4

Leq Average 24 hrs. (dB(A)) 46.1
Lmax (dB(A)) 72.4
L90 (dB(A)) 39.4
Ldn (dB(A)) 51.1
Standard (dB(A)) 70
Reference Method : ISO1996-1 and 1996-2
Standard : 1. ประกาศคณะกรรมการสิ่งแวดล้อมแห่งชาติ ฉบับที่ 15 (พ.ศ. 2540) เรื่องกำหนดมาตรฐานระดับเสียงโดยทั่วไป
2. ประกาศกระทรวงอุตสาหกรรม เรื่องกำหนดค่าระดับเสียงการรบกวน และระดับเสียงที่เกิดจากการประกอบกิจการโรงงาน พ.ศ. 2548

Technical Management

Saranya C.

Saranya Chalermthamrong
Scientist (4)

Approved by

Supot S.

Supot Salamteh
Section Head

The above results are valid only for the analyzed/tested sample(s) as indicated in this report. No part of this report or certificate may be reproduced in any form without written consent from the Laboratory. ALS Laboratory Group (Thailand) strongly recommends that this report is not reproduced except in full.



Analysis / Test Report

Client : Gulf NRV2 Co., Ltd.
789 Moo 6, T. Nongraveing, A. Muang, Nakhonratchasima Thailand 30000
P/O : GNRV2-4211200239
Project Name : Monitoring EIA
Project Location : GNRV2

Lot ID: 22122145

Date Received : Nov 30, 2022
Date Reported : Dec 20, 2022
Report Number: 2514550-1C11

Page 1 of 1

Sample Number 22122145-15
Parameter Noise (Leq 24 hrs.)
Location ชุมชนในเขตอุตสาหกรรมสุรนารี (หมู่ที่ 6 ตำบลหนองระเวียง) (GPS 48P 0196392, 1651555)
Measurement Date Nov 21 - Nov 22, 2022
Measurement by Sangtawan Natasat
Sound Level meter Serial No. 885439

Time	Leq (dB(A))	Lmax (dB(A))	L90 (dB(A))
02:00 PM - 03:00 PM	60.2	89.6	56.7
03:00 PM - 04:00 PM	61.3	80.5	58.3
04:00 PM - 05:00 PM	63.9	90.3	59.3
05:00 PM - 06:00 PM	62.2	93.5	58.4
06:00 PM - 07:00 PM	62.7	80.7	58.0
07:00 PM - 08:00 PM	61.1	87.2	58.0
08:00 PM - 09:00 PM	59.9	90.5	57.1
09:00 PM - 10:00 PM	58.6	75.2	57.1
10:00 PM - 11:00 PM	59.2	78.7	57.6
11:00 PM - 12:00 AM	59.3	78.7	58.1
12:00 AM - 01:00 AM	58.6	68.8	57.8
01:00 AM - 02:00 AM	59.3	79.5	57.9
02:00 AM - 03:00 AM	59.0	75.6	58.0
03:00 AM - 04:00 AM	59.7	77.2	58.1
04:00 AM - 05:00 AM	59.0	76.1	57.2
05:00 AM - 06:00 AM	59.2	76.9	55.3
06:00 AM - 07:00 AM	63.1	83.7	58.5
07:00 AM - 08:00 AM	64.8	82.9	61.2
08:00 AM - 09:00 AM	62.7	85.2	58.0
09:00 AM - 10:00 AM	62.9	90.2	57.8
10:00 AM - 11:00 AM	61.4	82.9	57.5
11:00 AM - 12:00 PM	60.6	75.9	57.7
12:00 PM - 01:00 PM	61.9	85.7	56.9
01:00 PM - 02:00 PM	61.2	82.4	57.3

Leq Average 24 hrs. (dB(A)) 61.3
Lmax (dB(A)) 93.5
L90 (dB(A)) 57.8
Ldn (dB(A)) 66.6
Standard (dB(A)) 70
Reference Method : ISO1996-1 and 1996-2
Standard : 1. ประกาศคณะกรรมการสิ่งแวดล้อมแห่งชาติ ฉบับที่ 15 (พ.ศ. 2540) เรื่องกำหนดมาตรฐานระดับเสียงโดยทั่วไป
2. ประกาศกระทรวงอุตสาหกรรม เรื่องกำหนดค่าระดับเสียงการรบกวน และระดับเสียงที่เกิดจากการประกอบกิจการโรงงาน พ.ศ. 2548

Technical Management

Saranya C.

Saranya Chalermthamrong
Scientist (4)

Approved by

Supot S.

Supot Salamteh
Section Head

The above results are valid only for the analyzed/tested sample(s) as indicated in this report. No part of this report or certificate may be reproduced in any form without written consent from the Laboratory. ALS Laboratory Group (Thailand) strongly recommends that this report is not reproduced except in full.



Analysis / Test Report

Client : Gulf NRV2 Co., Ltd.
789 Moo 6, T. Nongraveing, A. Muang, Nakhonratchasima Thailand 30000
P/O : GNRV2-4211200239
Project Name : Monitoring EIA
Project Location : GNRV2

Lot ID: 22122145

Date Received : Nov 30, 2022
Date Reported : Dec 20, 2022
Report Number: 2514551-1C11

Page 1 of 1

Sample Number 22122145-16
Parameter Noise (Leq 24 hrs.)
Location ชุมชนในเขตอุตสาหกรรมสุรนารี (หมู่ที่ 6 ตำบลหนองระเวียง) (GPS 48P 0196392, 1651555)
Measurement Date Nov 22 - Nov 23, 2022
Measurement by Sangtawan Natasat
Sound Level meter Serial No. 885439

Time	Leq (dB(A))	Lmax (dB(A))	L90 (dB(A))
02:00 PM - 03:00 PM	60.4	78.5	57.4
03:00 PM - 04:00 PM	62.0	80.1	58.6
04:00 PM - 05:00 PM	63.0	80.8	59.7
05:00 PM - 06:00 PM	62.0	83.8	58.7
06:00 PM - 07:00 PM	62.4	81.6	57.3
07:00 PM - 08:00 PM	61.8	81.5	57.6
08:00 PM - 09:00 PM	59.0	75.7	57.1
09:00 PM - 10:00 PM	58.8	79.5	56.8
10:00 PM - 11:00 PM	58.0	84.5	56.2
11:00 PM - 12:00 AM	58.6	82.6	56.6
12:00 AM - 01:00 AM	60.2	86.2	56.6
01:00 AM - 02:00 AM	59.6	92.8	55.9
02:00 AM - 03:00 AM	58.5	81.0	56.5
03:00 AM - 04:00 AM	60.5	86.8	57.8
04:00 AM - 05:00 AM	56.7	76.6	53.2
05:00 AM - 06:00 AM	58.7	73.4	55.7
06:00 AM - 07:00 AM	62.7	82.3	58.6
07:00 AM - 08:00 AM	64.5	80.9	60.9
08:00 AM - 09:00 AM	61.4	79.4	57.5
09:00 AM - 10:00 AM	61.4	78.7	57.4
10:00 AM - 11:00 AM	62.0	80.9	57.9
11:00 AM - 12:00 PM	60.8	75.2	57.4
12:00 PM - 01:00 PM	60.8	78.5	57.4
01:00 PM - 02:00 PM	61.0	80.6	57.8

Leq Average 24 hrs. (dB(A)) 61.0
Lmax (dB(A)) 92.8
L90 (dB(A)) 57.4
Ldn (dB(A)) 66.4
Standard (dB(A)) 70
Reference Method : ISO1996-1 and 1996-2
Standard : 1. ประกาศคณะกรรมการสิ่งแวดล้อมแห่งชาติ ฉบับที่ 15 (พ.ศ. 2540) เรื่องกำหนดมาตรฐานระดับเสียงโดยทั่วไป
2. ประกาศกระทรวงอุตสาหกรรม เรื่องกำหนดค่าระดับเสียงการรบกวน และระดับเสียงที่เกิดจากการประกอบกิจการโรงงาน พ.ศ. 2548

Technical Management

Saranya C.

Saranya Chalermthamrong
Scientist (4)

Approved by

Supot S.

Supot Salamteh
Section Head

The above results are valid only for the analyzed/tested sample(s) as indicated in this report. No part of this report or certificate may be reproduced in any form without written consent from the Laboratory. ALS Laboratory Group (Thailand) strongly recommends that this report is not reproduced except in full.



Analysis / Test Report

Client : Gulf NRV2 Co., Ltd.
789 Moo 6, T. Nongraveing, A. Muang, Nakhonratchasima Thailand 30000
P/O : GNRV2-4211200239
Project Name : Monitoring EIA
Project Location : GNRV2

Lot ID: 22122145

Date Received : Nov 30, 2022
Date Reported : Dec 20, 2022
Report Number: 2514552-1C11

Page 1 of 1

Sample Number 22122145-17
Parameter Noise (Leq 24 hrs.)
Location ชุมชนในเขตอุตสาหกรรมสุรนารี (หมู่ที่ 6 ตำบลหนองระเวียง) (GPS 48P 0196392, 1651555)
Measurement Date Nov 23 - Nov 24, 2022
Measurement by Sangtawan Natasat
Sound Level meter Serial No. 885439

Time	Leq (dB(A))	Lmax (dB(A))	L90 (dB(A))
02:00 PM - 03:00 PM	60.9	74.5	57.6
03:00 PM - 04:00 PM	62.3	83.6	58.8
04:00 PM - 05:00 PM	64.6	83.6	60.0
05:00 PM - 06:00 PM	62.5	80.1	58.4
06:00 PM - 07:00 PM	63.4	79.9	60.5
07:00 PM - 08:00 PM	62.7	87.8	59.9
08:00 PM - 09:00 PM	60.7	77.5	59.2
09:00 PM - 10:00 PM	60.0	78.0	58.5
10:00 PM - 11:00 PM	64.5	89.6	58.3
11:00 PM - 12:00 AM	60.4	86.9	58.0
12:00 AM - 01:00 AM	62.3	90.1	58.4
01:00 AM - 02:00 AM	61.4	97.5	58.3
02:00 AM - 03:00 AM	61.3	86.0	59.0
03:00 AM - 04:00 AM	62.7	71.6	61.3
04:00 AM - 05:00 AM	60.8	88.6	56.5
05:00 AM - 06:00 AM	65.7	86.4	62.1
06:00 AM - 07:00 AM	67.7	93.4	65.5
07:00 AM - 08:00 AM	66.3	91.0	62.8
08:00 AM - 09:00 AM	63.7	80.6	58.8
09:00 AM - 10:00 AM	62.8	74.4	58.0
10:00 AM - 11:00 AM	62.3	80.0	57.8
11:00 AM - 12:00 PM	62.7	79.0	58.4
12:00 PM - 01:00 PM	62.3	74.0	57.7
01:00 PM - 02:00 PM	61.8	80.4	57.9

Leq Average 24 hrs. (dB(A)) 63.2
Lmax (dB(A)) 97.5
L90 (dB(A)) 58.4
Ldn (dB(A)) 70.0
Standard (dB(A)) 70
Reference Method : ISO1996-1 and 1996-2
Standard : 1. ประกาศคณะกรรมการสิ่งแวดล้อมแห่งชาติ ฉบับที่ 15 (พ.ศ. 2540) เรื่องกำหนดมาตรฐานระดับเสียงโดยทั่วไป
2. ประกาศกระทรวงอุตสาหกรรม เรื่องกำหนดค่าระดับเสียงการรบกวน และระดับเสียงที่เกิดจากการประกอบกิจการโรงงาน พ.ศ. 2548

Technical Management

Saranya C.

Saranya Chalermthamrong
Scientist (4)

Approved by

Supot S.

Supot Salamteh
Section Head

The above results are valid only for the analyzed/tested sample(s) as indicated in this report. No part of this report or certificate may be reproduced in any form without written consent from the Laboratory. ALS Laboratory Group (Thailand) strongly recommends that this report is not reproduced except in full.



Analysis / Test Report

Client : Gulf NRV2 Co., Ltd.
789 Moo 6, T. Nongraveing, A. Muang, Nakhonratchasima Thailand 30000
P/O : GNRV2-4211200239
Project Name : Monitoring EIA
Project Location : GNRV2

Lot ID: 22122145

Date Received : Nov 30, 2022
Date Reported : Dec 20, 2022
Report Number: 2514553-1C11

Page 1 of 1

Sample Number 22122145-18
Parameter Noise (Leq 24 hrs.)
Location ชุมชนในเขตอุตสาหกรรมสุรนารี (หมู่ที่ 6 ตำบลหนองระเวียง) (GPS 48P 0196392, 1651555)
Measurement Date Nov 24 - Nov 25, 2022
Measurement by Sangtawan Natasat
Sound Level meter Serial No. 885439

Time	Leq (dB(A))	Lmax (dB(A))	L90 (dB(A))
02:00 PM - 03:00 PM	61.7	76.6	57.6
03:00 PM - 04:00 PM	63.6	79.6	59.4
04:00 PM - 05:00 PM	63.7	80.4	59.8
05:00 PM - 06:00 PM	62.1	74.4	59.0
06:00 PM - 07:00 PM	63.3	81.6	58.3
07:00 PM - 08:00 PM	63.6	82.9	59.4
08:00 PM - 09:00 PM	62.7	84.7	58.4
09:00 PM - 10:00 PM	61.1	84.4	58.4
10:00 PM - 11:00 PM	59.7	78.4	58.1
11:00 PM - 12:00 AM	62.4	94.9	58.6
12:00 AM - 01:00 AM	59.8	70.4	58.6
01:00 AM - 02:00 AM	61.2	88.3	58.8
02:00 AM - 03:00 AM	63.7	93.9	59.1
03:00 AM - 04:00 AM	61.9	87.4	59.0
04:00 AM - 05:00 AM	60.3	80.1	56.0
05:00 AM - 06:00 AM	59.5	80.7	53.7
06:00 AM - 07:00 AM	63.7	88.1	59.4
07:00 AM - 08:00 AM	64.4	82.4	61.0
08:00 AM - 09:00 AM	61.1	84.8	57.0
09:00 AM - 10:00 AM	59.4	76.3	56.3
10:00 AM - 11:00 AM	58.8	78.1	55.9
11:00 AM - 12:00 PM	59.3	77.9	55.5
12:00 PM - 01:00 PM	58.5	75.9	55.8
01:00 PM - 02:00 PM	60.0	84.3	55.8

Leq Average 24 hrs. (dB(A)) 61.8
Lmax (dB(A)) 94.9
L90 (dB(A)) 58.4
Ldn (dB(A)) 68.1
Standard (dB(A)) 70
Reference Method : ISO1996-1 and 1996-2
Standard : 1. ประกาศคณะกรรมการสิ่งแวดล้อมแห่งชาติ ฉบับที่ 15 (พ.ศ. 2540) เรื่องกำหนดมาตรฐานระดับเสียงโดยทั่วไป
2. ประกาศกระทรวงอุตสาหกรรม เรื่องกำหนดค่าระดับเสียงการรบกวน และระดับเสียงที่เกิดจากการประกอบกิจการโรงงาน พ.ศ. 2548

Technical Management

Saranya C.

Saranya Chalermthamrong
Scientist (4)

Approved by

Supot S.

Supot Salamteh
Section Head

The above results are valid only for the analyzed/tested sample(s) as indicated in this report. No part of this report or certificate may be reproduced in any form without written consent from the Laboratory. ALS Laboratory Group (Thailand) strongly recommends that this report is not reproduced except in full.



Analysis / Test Report

Client : Gulf NRV2 Co., Ltd.
789 Moo 6, T. Nongraveing, A. Muang, Nakhonratchasima Thailand 30000
P/O : GNRV2-4211200239
Project Name : Monitoring EIA
Project Location : GNRV2

Lot ID: 22122145

Date Received : Nov 30, 2022
Date Reported : Dec 20, 2022
Report Number: 2514554-1C11

Page 1 of 1

Sample Number 22122145-19
Parameter Noise (Leq 24 hrs.)
Location ชุมชนในเขตอุตสาหกรรมสุรนารี (หมู่ที่ 6 ตำบลหนองระเวียง) (GPS 48P 0196392, 1651555)
Measurement Date Nov 25 - Nov 26, 2022
Measurement by Sangtawan Natasat
Sound Level meter Serial No. 885439

Time	Leq (dB(A))	Lmax (dB(A))	L90 (dB(A))
02:00 PM - 03:00 PM	59.4	80.8	55.9
03:00 PM - 04:00 PM	60.9	79.5	57.3
04:00 PM - 05:00 PM	62.9	81.3	59.0
05:00 PM - 06:00 PM	62.7	88.9	59.3
06:00 PM - 07:00 PM	62.9	84.7	57.6
07:00 PM - 08:00 PM	63.4	87.2	59.2
08:00 PM - 09:00 PM	62.7	86.7	58.6
09:00 PM - 10:00 PM	60.8	84.2	58.3
10:00 PM - 11:00 PM	59.7	74.2	58.4
11:00 PM - 12:00 AM	59.7	77.6	58.2
12:00 AM - 01:00 AM	60.0	87.8	58.5
01:00 AM - 02:00 AM	59.5	74.8	58.5
02:00 AM - 03:00 AM	62.9	88.4	58.2
03:00 AM - 04:00 AM	60.9	90.9	58.9
04:00 AM - 05:00 AM	57.0	81.8	54.1
05:00 AM - 06:00 AM	58.0	74.9	54.5
06:00 AM - 07:00 AM	61.8	76.6	57.7
07:00 AM - 08:00 AM	64.5	84.6	60.6
08:00 AM - 09:00 AM	62.1	83.2	58.2
09:00 AM - 10:00 AM	62.0	85.4	58.1
10:00 AM - 11:00 AM	61.3	84.2	57.8
11:00 AM - 12:00 PM	60.8	75.7	57.5
12:00 PM - 01:00 PM	61.2	89.5	57.3
01:00 PM - 02:00 PM	57.0	69.7	55.7

Leq Average 24 hrs. (dB(A)) 61.4
Lmax (dB(A)) 90.9
L90 (dB(A)) 58.2
Ldn (dB(A)) 67.0
Standard (dB(A)) 70
Reference Method : ISO1996-1 and 1996-2
Standard : 1. ประกาศคณะกรรมการสิ่งแวดล้อมแห่งชาติ ฉบับที่ 15 (พ.ศ. 2540) เรื่องกำหนดมาตรฐานระดับเสียงโดยทั่วไป
2. ประกาศกระทรวงอุตสาหกรรม เรื่องกำหนดค่าระดับเสียงการรบกวน และระดับเสียงที่เกิดจากการประกอบกิจการโรงงาน พ.ศ. 2548

Technical Management

Saranya C.

Saranya Chalermthamrong
Scientist (4)

Approved by

Supot S.

Supot Salamteh
Section Head

The above results are valid only for the analyzed/tested sample(s) as indicated in this report. No part of this report or certificate may be reproduced in any form without written consent from the Laboratory. ALS Laboratory Group (Thailand) strongly recommends that this report is not reproduced except in full.



Analysis / Test Report

Client : Gulf NRV2 Co., Ltd.
789 Moo 6, T. Nongraveing, A. Muang, Nakhonratchasima Thailand 30000
P/O : GNRV2-4211200239
Project Name : Monitoring EIA
Project Location : GNRV2

Lot ID: 22122145

Date Received : Nov 30, 2022
Date Reported : Dec 20, 2022
Report Number: 2514555-1C11

Page 1 of 1

Sample Number 22122145-20
Parameter Noise (Leq 24 hrs.)
Location ชุมชนในเขตอุตสาหกรรมสุรนารี (หมู่ที่ 6 ตำบลหนองระเวียง) (GPS 48P 0196392, 1651555)
Measurement Date Nov 26 - Nov 27, 2022
Measurement by Sangtawan Natasat
Sound Level meter Serial No. 885439

Time	Leq (dB(A))	Lmax (dB(A))	L90 (dB(A))
02:00 PM - 03:00 PM	55.9	80.4	51.4
03:00 PM - 04:00 PM	58.7	75.2	54.2
04:00 PM - 05:00 PM	63.1	83.2	59.4
05:00 PM - 06:00 PM	61.3	81.8	57.1
06:00 PM - 07:00 PM	60.9	84.0	56.9
07:00 PM - 08:00 PM	60.1	82.8	56.4
08:00 PM - 09:00 PM	59.3	70.0	56.2
09:00 PM - 10:00 PM	60.1	83.5	55.8
10:00 PM - 11:00 PM	57.6	88.1	56.0
11:00 PM - 12:00 AM	53.3	79.0	47.3
12:00 AM - 01:00 AM	56.5	73.8	52.8
01:00 AM - 02:00 AM	60.7	75.6	57.0
02:00 AM - 03:00 AM	60.7	81.8	56.6
03:00 AM - 04:00 AM	59.4	82.6	55.5
04:00 AM - 05:00 AM	58.9	81.6	55.1
05:00 AM - 06:00 AM	58.3	81.4	55.0
06:00 AM - 07:00 AM	59.0	76.3	54.6
07:00 AM - 08:00 AM	56.7	86.7	54.7
08:00 AM - 09:00 AM	52.8	77.6	49.9
09:00 AM - 10:00 AM	53.8	70.7	50.3
10:00 AM - 11:00 AM	57.6	72.4	53.1
11:00 AM - 12:00 PM	57.3	81.7	51.3
12:00 PM - 01:00 PM	56.2	80.3	50.1
01:00 PM - 02:00 PM	57.5	80.8	50.9

Leq Average 24 hrs. (dB(A)) 58.8
Lmax (dB(A)) 88.1
L90 (dB(A)) 54.7
Ldn (dB(A)) 65.2
Standard (dB(A)) 70
Reference Method : ISO1996-1 and 1996-2
Standard : 1. ประกาศคณะกรรมการสิ่งแวดล้อมแห่งชาติ ฉบับที่ 15 (พ.ศ. 2540) เรื่องกำหนดมาตรฐานระดับเสียงโดยทั่วไป
2. ประกาศกระทรวงอุตสาหกรรม เรื่องกำหนดค่าระดับเสียงการรบกวน และระดับเสียงที่เกิดจากการประกอบกิจการโรงงาน พ.ศ. 2548

Technical Management

Saranya C.

Saranya Chalermthamrong
Scientist (4)

Approved by

Supot S.

Supot Salamteh
Section Head

The above results are valid only for the analyzed/tested sample(s) as indicated in this report. No part of this report or certificate may be reproduced in any form without written consent from the Laboratory. ALS Laboratory Group (Thailand) strongly recommends that this report is not reproduced except in full.



Analysis / Test Report

Client : Gulf NRV2 Co., Ltd.
789 Moo 6, T. Nongraveing, A. Muang, Nakhonratchasima Thailand 30000
P/O : GNRV2-4211200239
Project Name : Monitoring EIA
Project Location : GNRV2

Lot ID: 22122145

Date Received : Nov 30, 2022
Date Reported : Dec 20, 2022
Report Number: 2514556-1C11

Page 1 of 1

Sample Number 22122145-21
Parameter Noise (Leq 24 hrs.)
Location ชุมชนในเขตอุตสาหกรรมสุรนารี (หมู่ที่ 6 ตำบลหนองระเวียง) (GPS 48P 0196392, 1651555)
Measurement Date Nov 27 - Nov 28, 2022
Measurement by Sangtawan Natasat
Sound Level meter Serial No. 885439

Time	Leq (dB(A))	Lmax (dB(A))	L90 (dB(A))
02:00 PM - 03:00 PM	56.3	76.5	50.3
03:00 PM - 04:00 PM	57.2	79.6	51.1
04:00 PM - 05:00 PM	58.9	84.5	54.0
05:00 PM - 06:00 PM	60.9	83.3	57.4
06:00 PM - 07:00 PM	59.8	84.1	52.9
07:00 PM - 08:00 PM	57.0	80.7	51.6
08:00 PM - 09:00 PM	62.4	85.2	54.4
09:00 PM - 10:00 PM	61.6	77.1	56.7
10:00 PM - 11:00 PM	60.7	75.9	56.8
11:00 PM - 12:00 AM	58.0	80.0	56.8
12:00 AM - 01:00 AM	57.9	72.5	56.3
01:00 AM - 02:00 AM	53.3	77.4	48.3
02:00 AM - 03:00 AM	51.9	81.0	44.2
03:00 AM - 04:00 AM	49.5	76.2	44.8
04:00 AM - 05:00 AM	51.8	77.1	47.9
05:00 AM - 06:00 AM	57.9	79.0	54.0
06:00 AM - 07:00 AM	62.2	83.5	57.1
07:00 AM - 08:00 AM	62.3	83.3	56.7
08:00 AM - 09:00 AM	61.5	76.8	56.5
09:00 AM - 10:00 AM	59.2	79.0	52.6
10:00 AM - 11:00 AM	59.2	73.4	56.5
11:00 AM - 12:00 PM	59.4	74.6	56.4
12:00 PM - 01:00 PM	57.9	76.1	55.0
01:00 PM - 02:00 PM	56.5	73.7	53.3

Leq Average 24 hrs. (dB(A)) 59.1
Lmax (dB(A)) 85.2
L90 (dB(A)) 54.0
Ldn (dB(A)) 64.5
Standard (dB(A)) 70
Reference Method : ISO1996-1 and 1996-2
Standard : 1. ประกาศคณะกรรมการสิ่งแวดล้อมแห่งชาติ ฉบับที่ 15 (พ.ศ. 2540) เรื่องกำหนดมาตรฐานระดับเสียงโดยทั่วไป
2. ประกาศกระทรวงอุตสาหกรรม เรื่องกำหนดค่าระดับเสียงการรบกวน และระดับเสียงที่เกิดจากการประกอบกิจการโรงงาน พ.ศ. 2548

Technical Management

Saranya C.

Saranya Chalermthamrong
Scientist (4)

Approved by

Supot S.

Supot Salamteh
Section Head

The above results are valid only for the analyzed/tested sample(s) as indicated in this report. No part of this report or certificate may be reproduced in any form without written consent from the Laboratory. ALS Laboratory Group (Thailand) strongly recommends that this report is not reproduced except in full.



Analysis / Test Report

Client : Gulf NRV2 Co., Ltd.

789 Moo 6, T. Nongraveing, A. Muang, Nakhonratchasima Thailand 30000

P/O : GNRV2-4211200239

Project Name : Monitoring EIA

Project Location : GNRV2

Lot ID: 22122147

Date Received : Nov 30, 2022

Date Reported : Dec 09, 2022

Report Number : 2509418-1 C11

Page 1 of 3

Sample Number 22122147-1
Parameter Noise Level (Leq 5 min)
Location บริเวณริมรั้วโครงการโรงไฟฟ้าหนองกระเทียม2 ด้านทิศใต้ (GPS 48P 0196368, 1652272)
Measurement Date Nov 21 - Nov 22, 2022
Measurement by Sangtawan Natasat
Sound Level meter Serial No. 885440

Nov 21, 2022	Leq	L90	Nov 21, 2022	Leq	L90	Nov 21, 2022	Leq	L90
Time	dB(A)	dB(A)	Time	dB(A)	dB(A)	Time	dB(A)	dB(A)
03:00 PM - 03:05 PM	60.0	58.4	05:40 PM - 05:45 PM	62.3	61.8	08:20 PM - 08:25 PM	60.5	59.4
03:05 PM - 03:10 PM	64.2	58.9	05:45 PM - 05:50 PM	62.1	61.6	08:25 PM - 08:30 PM	59.8	59.2
03:10 PM - 03:15 PM	60.1	59.2	05:50 PM - 05:55 PM	61.7	61.2	08:30 PM - 08:35 PM	59.7	59.0
03:15 PM - 03:20 PM	60.1	59.1	05:55 PM - 06:00 PM	61.2	60.5	08:35 PM - 08:40 PM	59.3	58.7
03:20 PM - 03:25 PM	60.2	59.2	06:00 PM - 06:05 PM	60.7	60.2	08:40 PM - 08:45 PM	59.1	58.5
03:25 PM - 03:30 PM	60.0	59.1	06:05 PM - 06:10 PM	60.7	60.0	08:45 PM - 08:50 PM	59.4	58.8
03:30 PM - 03:35 PM	58.6	57.6	06:10 PM - 06:15 PM	60.6	59.8	08:50 PM - 08:55 PM	59.9	59.2
03:35 PM - 03:40 PM	58.3	57.2	06:15 PM - 06:20 PM	60.5	59.8	08:55 PM - 09:00 PM	59.8	59.1
03:40 PM - 03:45 PM	58.7	57.6	06:20 PM - 06:25 PM	61.2	60.6	09:00 PM - 09:05 PM	59.9	59.2
03:45 PM - 03:50 PM	59.5	58.4	06:25 PM - 06:30 PM	61.2	60.6	09:05 PM - 09:10 PM	60.4	59.7
03:50 PM - 03:55 PM	59.5	58.4	06:30 PM - 06:35 PM	61.2	60.5	09:10 PM - 09:15 PM	60.9	60.2
03:55 PM - 04:00 PM	59.5	58.4	06:35 PM - 06:40 PM	62.1	61.2	09:15 PM - 09:20 PM	61.1	60.4
04:00 PM - 04:05 PM	59.4	58.1	06:40 PM - 06:45 PM	63.0	62.0	09:20 PM - 09:25 PM	61.0	60.3
04:05 PM - 04:10 PM	58.3	57.4	06:45 PM - 06:50 PM	62.8	61.8	09:25 PM - 09:30 PM	61.2	60.5
04:10 PM - 04:15 PM	58.0	57.4	06:50 PM - 06:55 PM	61.8	61.1	09:30 PM - 09:35 PM	61.1	60.4
04:15 PM - 04:20 PM	58.2	57.6	06:55 PM - 07:00 PM	61.8	61.0	09:35 PM - 09:40 PM	60.8	60.2
04:20 PM - 04:25 PM	58.6	58.0	07:00 PM - 07:05 PM	61.8	61.2	09:40 PM - 09:45 PM	61.0	60.4
04:25 PM - 04:30 PM	58.2	57.6	07:05 PM - 07:10 PM	61.3	60.5	09:45 PM - 09:50 PM	60.9	60.1
04:30 PM - 04:35 PM	58.7	57.4	07:10 PM - 07:15 PM	60.4	59.6	09:50 PM - 09:55 PM	60.9	60.2
04:35 PM - 04:40 PM	59.7	58.9	07:15 PM - 07:20 PM	60.1	59.4	09:55 PM - 10:00 PM	61.1	60.4
04:40 PM - 04:45 PM	59.5	58.6	07:20 PM - 07:25 PM	59.9	59.3	10:00 PM - 10:05 PM	60.9	60.0
04:45 PM - 04:50 PM	59.7	58.8	07:25 PM - 07:30 PM	60.4	59.5	10:05 PM - 10:10 PM	60.9	60.3
04:50 PM - 04:55 PM	59.2	58.3	07:30 PM - 07:35 PM	60.0	59.4	10:10 PM - 10:15 PM	60.8	60.0
04:55 PM - 05:00 PM	59.8	58.9	07:35 PM - 07:40 PM	60.5	59.7	10:15 PM - 10:20 PM	60.8	60.0
05:00 PM - 05:05 PM	59.6	58.8	07:40 PM - 07:45 PM	60.9	60.1	10:20 PM - 10:25 PM	60.3	59.7
05:05 PM - 05:10 PM	59.5	58.6	07:45 PM - 07:50 PM	61.4	60.1	10:25 PM - 10:30 PM	60.3	59.6
05:10 PM - 05:15 PM	59.6	58.8	07:50 PM - 07:55 PM	60.6	59.6	10:30 PM - 10:35 PM	60.3	59.4
05:15 PM - 05:20 PM	60.2	59.3	07:55 PM - 08:00 PM	60.3	59.4	10:35 PM - 10:40 PM	60.5	59.6
05:20 PM - 05:25 PM	61.1	60.3	08:00 PM - 08:05 PM	59.9	59.2	10:40 PM - 10:45 PM	60.6	59.8
05:25 PM - 05:30 PM	61.2	60.6	08:05 PM - 08:10 PM	59.8	59.2	10:45 PM - 10:50 PM	59.9	59.0
05:30 PM - 05:35 PM	61.8	61.2	08:10 PM - 08:15 PM	59.9	59.3	10:50 PM - 10:55 PM	59.8	59.0
05:35 PM - 05:40 PM	62.3	61.6	08:15 PM - 08:20 PM	60.1	59.3	10:55 PM - 11:00 PM	60.7	59.4

The above results are valid only for the analyzed/tested sample(s) as indicated in this report. No part of this report or certificate may be reproduced in any form without written consent from the Laboratory. ALS Laboratory Group (Thailand) strongly recommends that this report is not reproduced except in full.

Approved by

Sarayuth Jittrantont
Assistant General Manager



Analysis / Test Report

Client : Gulf NRV2 Co., Ltd.

789 Moo 6, T. Nongraveing, A. Muang, Nakhonratchasima Thailand 30000

P/O : GNRV2-4211200239

Project Name : Monitoring EIA

Project Location : GNRV2

Lot ID: 22122147

Date Received : Nov 30, 2022

Date Reported : Dec 09, 2022

Report Number : 2509418-1 C11

Page 2 of 3

Sample Number 22122147-1
 Parameter Noise Level (Leq 5 min)
 Location บริเวณริมรั้วโครงการโรงไฟฟ้าหนองกระเทียม2 ด้านทิศใต้ (GPS 48P 0196368, 1652272)
 Measurement Date Nov 21 - Nov 22, 2022
 Measurement by Sangtawan Natasat
 Sound Level meter Serial No. 885440

Nov 21 - Nov 22, 2022	Leq	L90	Nov 22, 2022	Leq	L90	Nov 22, 2022	Leq	L90
Time	dB(A)	dB(A)	Time	dB(A)	dB(A)	Time	dB(A)	dB(A)
11:00 PM - 11:05 PM	59.1	58.7	01:40 AM - 01:45 AM	58.5	58.1	04:20 AM - 04:25 AM	58.4	57.7
11:05 PM - 11:10 PM	58.8	58.5	01:45 AM - 01:50 AM	58.5	58.0	04:25 AM - 04:30 AM	58.7	58.2
11:10 PM - 11:15 PM	59.5	58.4	01:50 AM - 01:55 AM	58.5	58.1	04:30 AM - 04:35 AM	59.0	58.4
11:15 PM - 11:20 PM	58.6	58.2	01:55 AM - 02:00 AM	58.8	58.3	04:35 AM - 04:40 AM	60.1	59.3
11:20 PM - 11:25 PM	58.7	58.2	02:00 AM - 02:05 AM	58.9	58.4	04:40 AM - 04:45 AM	61.5	59.9
11:25 PM - 11:30 PM	58.9	58.4	02:05 AM - 02:10 AM	58.9	58.5	04:45 AM - 04:50 AM	60.3	59.6
11:30 PM - 11:35 PM	59.1	58.6	02:10 AM - 02:15 AM	58.7	58.3	04:50 AM - 04:55 AM	60.0	59.4
11:35 PM - 11:40 PM	59.1	58.2	02:15 AM - 02:20 AM	59.0	58.5	04:55 AM - 05:00 AM	60.0	59.4
11:40 PM - 11:45 PM	58.4	58.0	02:20 AM - 02:25 AM	59.2	58.6	05:00 AM - 05:05 AM	60.4	59.8
11:45 PM - 11:50 PM	58.6	57.9	02:25 AM - 02:30 AM	59.2	58.7	05:05 AM - 05:10 AM	60.6	60.0
11:50 PM - 11:55 PM	58.5	58.1	02:30 AM - 02:35 AM	59.6	59.1	05:10 AM - 05:15 AM	60.6	60.0
11:55 PM - 12:00 AM	59.4	58.7	02:35 AM - 02:40 AM	59.6	59.0	05:15 AM - 05:20 AM	60.6	59.8
12:00 AM - 12:05 AM	59.2	58.1	02:40 AM - 02:45 AM	59.8	59.2	05:20 AM - 05:25 AM	60.8	60.1
12:05 AM - 12:10 AM	59.0	58.4	02:45 AM - 02:50 AM	59.5	59.0	05:25 AM - 05:30 AM	60.9	60.1
12:10 AM - 12:15 AM	59.6	59.1	02:50 AM - 02:55 AM	59.4	59.0	05:30 AM - 05:35 AM	61.0	60.4
12:15 AM - 12:20 AM	59.6	59.2	02:55 AM - 03:00 AM	59.5	58.9	05:35 AM - 05:40 AM	60.8	60.1
12:20 AM - 12:25 AM	59.7	59.0	03:00 AM - 03:05 AM	59.6	59.1	05:40 AM - 05:45 AM	60.5	59.8
12:25 AM - 12:30 AM	59.8	59.2	03:05 AM - 03:10 AM	59.7	59.1	05:45 AM - 05:50 AM	60.8	59.9
12:30 AM - 12:35 AM	59.7	59.2	03:10 AM - 03:15 AM	59.7	59.1	05:50 AM - 05:55 AM	60.7	59.9
12:35 AM - 12:40 AM	59.2	58.7	03:15 AM - 03:20 AM	59.9	59.3	05:55 AM - 06:00 AM	60.9	60.2
12:40 AM - 12:45 AM	58.8	58.3	03:20 AM - 03:25 AM	59.7	59.2	06:00 AM - 06:05 AM	61.5	60.4
12:45 AM - 12:50 AM	58.8	58.3	03:25 AM - 03:30 AM	59.6	58.9	06:05 AM - 06:10 AM	60.9	59.8
12:50 AM - 12:55 AM	58.4	57.9	03:30 AM - 03:35 AM	59.5	58.8	06:10 AM - 06:15 AM	60.2	59.5
12:55 AM - 01:00 AM	58.7	58.2	03:35 AM - 03:40 AM	60.1	58.7	06:15 AM - 06:20 AM	59.9	59.4
01:00 AM - 01:05 AM	58.7	58.2	03:40 AM - 03:45 AM	60.3	58.6	06:20 AM - 06:25 AM	59.8	59.2
01:05 AM - 01:10 AM	59.5	58.4	03:45 AM - 03:50 AM	60.1	58.9	06:25 AM - 06:30 AM	59.4	58.8
01:10 AM - 01:15 AM	59.4	58.7	03:50 AM - 03:55 AM	60.1	58.8	06:30 AM - 06:35 AM	59.0	58.3
01:15 AM - 01:20 AM	59.2	58.4	03:55 AM - 04:00 AM	59.8	58.5	06:35 AM - 06:40 AM	59.0	58.3
01:20 AM - 01:25 AM	58.8	58.2	04:00 AM - 04:05 AM	59.1	58.2	06:40 AM - 06:45 AM	59.2	58.6
01:25 AM - 01:30 AM	59.2	58.4	04:05 AM - 04:10 AM	60.1	58.3	06:45 AM - 06:50 AM	59.7	58.8
01:30 AM - 01:35 AM	58.3	57.7	04:10 AM - 04:15 AM	58.7	58.1	06:50 AM - 06:55 AM	59.2	58.5
01:35 AM - 01:40 AM	58.2	57.7	04:15 AM - 04:20 AM	58.7	58.1	06:55 AM - 07:00 AM	59.7	58.7

The above results are valid only for the analyzed/tested sample(s) as indicated in this report. No part of this report or certificate may be reproduced in any form without written consent from the Laboratory, ALS Laboratory Group (Thailand) strongly recommends that this report is not reproduced except in full.

Approved by

Sarayuth Jittrantont
Assistant General Manager



Analysis / Test Report

Client : Gulf NRV2 Co., Ltd.

789 Moo 6, T. Nongraveing, A. Muang, Nakhonratchasima Thailand 30000

P/O : GNRV2-4211200239

Project Name : Monitoring EIA

Project Location : GNRV2

Lot ID: 22122147

Date Received : Nov 30, 2022

Date Reported : Dec 09, 2022

Report Number : 2509418-1 C11

Page 3 of 3

Sample Number 22122147-1
 Parameter Noise Level (Leq 5 min)
 Location บริเวณริมรั้วโครงการโรงไฟฟ้าหนองกระเทียม2 ตำบลทิศใต้ (GPS 48P 0196368, 1652272)
 Measurement Date Nov 21 - Nov 22, 2022
 Measurement by Sangtawan Natasat
 Sound Level meter Serial No. 885440

Nov 22, 2022 Time	Leq dB(A)	L90 dB(A)	Nov 22, 2022 Time	Leq dB(A)	L90 dB(A)	Nov 22, 2022 Time	Leq dB(A)	L90 dB(A)
07:00 AM - 07:05 AM	59.3	58.5	09:40 AM - 09:45 AM	58.1	57.4	12:20 PM - 12:25 PM	58.7	57.9
07:05 AM - 07:10 AM	59.3	58.0	09:45 AM - 09:50 AM	58.8	58.0	12:25 PM - 12:30 PM	59.0	57.7
07:10 AM - 07:15 AM	59.5	57.9	09:50 AM - 09:55 AM	58.7	58.0	12:30 PM - 12:35 PM	59.3	58.0
07:15 AM - 07:20 AM	59.5	58.5	09:55 AM - 10:00 AM	58.4	57.5	12:35 PM - 12:40 PM	58.1	57.2
07:20 AM - 07:25 AM	59.2	58.5	10:00 AM - 10:05 AM	58.6	57.5	12:40 PM - 12:45 PM	59.3	58.1
07:25 AM - 07:30 AM	59.4	58.6	10:05 AM - 10:10 AM	58.6	57.7	12:45 PM - 12:50 PM	60.5	59.5
07:30 AM - 07:35 AM	59.5	58.8	10:10 AM - 10:15 AM	58.9	57.7	12:50 PM - 12:55 PM	61.0	60.1
07:35 AM - 07:40 AM	59.7	59.0	10:15 AM - 10:20 AM	58.9	57.7	12:55 PM - 01:00 PM	61.3	60.2
07:40 AM - 07:45 AM	59.7	58.9	10:20 AM - 10:25 AM	58.8	58.0	01:00 PM - 01:05 PM	61.6	60.4
07:45 AM - 07:50 AM	59.8	58.9	10:25 AM - 10:30 AM	59.1	57.6	01:05 PM - 01:10 PM	60.3	59.1
07:50 AM - 07:55 AM	59.7	58.9	10:30 AM - 10:35 AM	58.4	57.3	01:10 PM - 01:15 PM	60.1	59.1
07:55 AM - 08:00 AM	59.4	58.3	10:35 AM - 10:40 AM	59.2	58.3	01:15 PM - 01:20 PM	59.9	58.3
08:00 AM - 08:05 AM	59.1	58.4	10:40 AM - 10:45 AM	59.5	58.3	01:20 PM - 01:25 PM	60.5	59.3
08:05 AM - 08:10 AM	59.2	58.4	10:45 AM - 10:50 AM	59.2	58.2	01:25 PM - 01:30 PM	60.7	59.5
08:10 AM - 08:15 AM	59.3	58.6	10:50 AM - 10:55 AM	59.5	58.5	01:30 PM - 01:35 PM	60.1	59.1
08:15 AM - 08:20 AM	59.7	58.8	10:55 AM - 11:00 AM	59.0	57.8	01:35 PM - 01:40 PM	59.9	59.1
08:20 AM - 08:25 AM	58.8	58.1	11:00 AM - 11:05 AM	59.1	58.2	01:40 PM - 01:45 PM	59.4	58.3
08:25 AM - 08:30 AM	59.3	58.6	11:05 AM - 11:10 AM	59.2	58.3	01:45 PM - 01:50 PM	59.5	58.4
08:30 AM - 08:35 AM	59.1	58.2	11:10 AM - 11:15 AM	59.0	58.0	01:50 PM - 01:55 PM	60.5	59.5
08:35 AM - 08:40 AM	59.9	58.9	11:15 AM - 11:20 AM	60.3	58.1	01:55 PM - 02:00 PM	60.2	59.1
08:40 AM - 08:45 AM	59.5	58.5	11:20 AM - 11:25 AM	58.4	57.2	02:00 PM - 02:05 PM	60.0	58.7
08:45 AM - 08:50 AM	59.7	58.6	11:25 AM - 11:30 AM	58.8	57.7	02:05 PM - 02:10 PM	59.4	58.2
08:50 AM - 08:55 AM	59.1	58.2	11:30 AM - 11:35 AM	59.1	58.0	02:10 PM - 02:15 PM	59.3	58.2
08:55 AM - 09:00 AM	59.4	58.6	11:35 AM - 11:40 AM	59.3	58.1	02:15 PM - 02:20 PM	60.1	58.6
09:00 AM - 09:05 AM	59.4	58.5	11:40 AM - 11:45 AM	59.0	58.1	02:20 PM - 02:25 PM	60.1	59.0
09:05 AM - 09:10 AM	58.8	58.1	11:45 AM - 11:50 AM	59.0	58.2	02:25 PM - 02:30 PM	60.0	58.8
09:10 AM - 09:15 AM	59.6	58.7	11:50 AM - 11:55 AM	58.7	57.5	02:30 PM - 02:35 PM	60.4	59.4
09:15 AM - 09:20 AM	59.6	57.9	11:55 AM - 12:00 PM	59.1	58.0	02:35 PM - 02:40 PM	60.5	59.5
09:20 AM - 09:25 AM	58.7	57.8	12:00 PM - 12:05 PM	59.2	57.9	02:40 PM - 02:45 PM	59.5	58.5
09:25 AM - 09:30 AM	58.3	57.6	12:05 PM - 12:10 PM	59.6	58.6	02:45 PM - 02:50 PM	59.9	58.7
09:30 AM - 09:35 AM	58.4	57.5	12:10 PM - 12:15 PM	59.2	58.3	02:50 PM - 02:55 PM	60.2	58.9
09:35 AM - 09:40 AM	58.2	57.3	12:15 PM - 12:20 PM	59.4	58.2	02:55 PM - 03:00 PM	58.9	57.8

The above results are valid only for the analyzed/tested sample(s) as indicated in this report. No part of this report or certificate may be reproduced in any form without written consent from the Laboratory. ALS Laboratory Group (Thailand) strongly recommends that this report is not reproduced except in full.

Approved by

Sarayuth Jittrantont
Assistant General Manager



Analysis / Test Report

Client : Gulf NRV2 Co., Ltd.
789 Moo 6, T. Nongraveing, A. Muang, Nakhonratchasima Thailand 30000
P/O : GNRV2-4211200239
Project Name : Monitoring EIA
Project Location : GNRV2

Lot ID: 22122147
Date Received : Nov 30, 2022
Date Reported : Dec 09, 2022
Report Number : 2509419-1 C11

Page 1 of 3

Sample Number : 22122147-2
Parameter : Noise Level (Leq 5 min)
Location : บริเวณริมรั้วโครงการโรงไฟฟ้าหนองกระเทียม2 ด้านทิศใต้ (GPS 48P 0196368, 1652272)
Measurement Date : Nov 22 - Nov 23, 2022
Measurement by : Sangtawan Natasat
Sound Level meter : Serial No. 885440

Nov 22, 2022 Time	Leq dB(A)	L90 dB(A)	Nov 22, 2022 Time	Leq dB(A)	L90 dB(A)	Nov 22, 2022 Time	Leq dB(A)	L90 dB(A)
03:00 PM - 03:05 PM	59.2	57.6	05:40 PM - 05:45 PM	60.6	59.8	08:20 PM - 08:25 PM	57.3	56.9
03:05 PM - 03:10 PM	59.5	58.6	05:45 PM - 05:50 PM	60.1	59.3	08:25 PM - 08:30 PM	57.3	56.9
03:10 PM - 03:15 PM	59.0	57.6	05:50 PM - 05:55 PM	60.3	59.6	08:30 PM - 08:35 PM	57.5	56.9
03:15 PM - 03:20 PM	57.8	56.5	05:55 PM - 06:00 PM	60.2	59.4	08:35 PM - 08:40 PM	58.7	57.2
03:20 PM - 03:25 PM	58.4	57.3	06:00 PM - 06:05 PM	59.8	59.2	08:40 PM - 08:45 PM	57.5	57.1
03:25 PM - 03:30 PM	58.9	57.3	06:05 PM - 06:10 PM	59.1	58.2	08:45 PM - 08:50 PM	57.5	57.0
03:30 PM - 03:35 PM	60.0	58.9	06:10 PM - 06:15 PM	59.3	58.6	08:50 PM - 08:55 PM	57.5	56.9
03:35 PM - 03:40 PM	60.2	59.2	06:15 PM - 06:20 PM	60.6	58.8	08:55 PM - 09:00 PM	57.2	56.8
03:40 PM - 03:45 PM	59.9	58.9	06:20 PM - 06:25 PM	59.1	58.5	09:00 PM - 09:05 PM	57.8	57.3
03:45 PM - 03:50 PM	60.2	59.0	06:25 PM - 06:30 PM	58.6	57.9	09:05 PM - 09:10 PM	57.7	57.2
03:50 PM - 03:55 PM	59.8	58.7	06:30 PM - 06:35 PM	59.6	57.7	09:10 PM - 09:15 PM	58.3	57.6
03:55 PM - 04:00 PM	60.2	59.0	06:35 PM - 06:40 PM	58.6	57.7	09:15 PM - 09:20 PM	58.0	57.4
04:00 PM - 04:05 PM	59.6	58.3	06:40 PM - 06:45 PM	58.1	57.5	09:20 PM - 09:25 PM	58.1	57.4
04:05 PM - 04:10 PM	59.4	58.2	06:45 PM - 06:50 PM	57.9	57.4	09:25 PM - 09:30 PM	57.9	57.4
04:10 PM - 04:15 PM	58.8	57.4	06:50 PM - 06:55 PM	58.0	57.4	09:30 PM - 09:35 PM	57.9	57.2
04:15 PM - 04:20 PM	60.0	58.7	06:55 PM - 07:00 PM	58.1	57.5	09:35 PM - 09:40 PM	58.7	57.2
04:20 PM - 04:25 PM	59.5	58.3	07:00 PM - 07:05 PM	58.1	57.5	09:40 PM - 09:45 PM	57.5	56.9
04:25 PM - 04:30 PM	59.7	58.6	07:05 PM - 07:10 PM	58.1	57.3	09:45 PM - 09:50 PM	57.7	57.1
04:30 PM - 04:35 PM	59.2	58.3	07:10 PM - 07:15 PM	58.3	57.4	09:50 PM - 09:55 PM	57.8	57.2
04:35 PM - 04:40 PM	59.6	58.4	07:15 PM - 07:20 PM	57.9	57.5	09:55 PM - 10:00 PM	57.7	57.2
04:40 PM - 04:45 PM	58.8	58.0	07:20 PM - 07:25 PM	58.0	57.5	10:00 PM - 10:05 PM	57.8	57.4
04:45 PM - 04:50 PM	58.3	57.4	07:25 PM - 07:30 PM	57.8	57.3	10:05 PM - 10:10 PM	58.0	57.4
04:50 PM - 04:55 PM	57.4	56.6	07:30 PM - 07:35 PM	58.0	57.3	10:10 PM - 10:15 PM	58.3	57.7
04:55 PM - 05:00 PM	57.9	57.1	07:35 PM - 07:40 PM	58.4	57.3	10:15 PM - 10:20 PM	58.0	57.4
05:00 PM - 05:05 PM	58.2	57.4	07:40 PM - 07:45 PM	57.5	57.0	10:20 PM - 10:25 PM	58.2	57.4
05:05 PM - 05:10 PM	58.7	57.8	07:45 PM - 07:50 PM	58.7	57.3	10:25 PM - 10:30 PM	58.5	57.8
05:10 PM - 05:15 PM	59.1	58.0	07:50 PM - 07:55 PM	57.9	57.5	10:30 PM - 10:35 PM	58.2	57.5
05:15 PM - 05:20 PM	59.6	58.9	07:55 PM - 08:00 PM	58.0	57.5	10:35 PM - 10:40 PM	59.8	57.9
05:20 PM - 05:25 PM	60.2	59.6	08:00 PM - 08:05 PM	57.9	57.3	10:40 PM - 10:45 PM	59.0	58.3
05:25 PM - 05:30 PM	60.4	59.6	08:05 PM - 08:10 PM	57.9	57.2	10:45 PM - 10:50 PM	59.5	58.4
05:30 PM - 05:35 PM	60.5	59.9	08:10 PM - 08:15 PM	57.5	57.0	10:50 PM - 10:55 PM	59.4	58.8
05:35 PM - 05:40 PM	60.3	59.3	08:15 PM - 08:20 PM	57.4	56.9	10:55 PM - 11:00 PM	59.1	58.5

The above results are valid only for the analyzed/tested sample(s) as indicated in this report. No part of this report or certificate may be reproduced in any form without written consent from the Laboratory. ALS Laboratory Group (Thailand) strongly recommends that this report is not reproduced except in full.

Approved by

Sarayuth Jittrantont
Assistant General Manager



Analysis / Test Report

Client : Gulf NRV2 Co., Ltd.

789 Moo 6, T. Nongraveing, A. Muang, Nakhonratchasima Thailand 30000

P/O : GNRV2-4211200239

Project Name : Monitoring EIA

Project Location : GNRV2

Lot ID: 22122147

Date Received : Nov 30, 2022

Date Reported : Dec 09, 2022

Report Number : 2509419-1 C11

Page 2 of 3

Sample Number 22122147-2
 Parameter Noise Level (Leq 5 min)
 Location บริเวณริมรั้วโครงการโรงไฟฟ้าหนองกระเทียม2 ด้านทิศใต้ (GPS 48P 0196368, 1652272)
 Measurement Date Nov 22 - Nov 23, 2022
 Measurement by Sangtawan Natasat
 Sound Level meter Serial No. 885440

Nov 22 - Nov 23, 2022	Leq	L90	Nov 23, 2022	Leq	L90	Nov 23, 2022	Leq	L90
Time	dB(A)	dB(A)	Time	dB(A)	dB(A)	Time	dB(A)	dB(A)
11:00 PM - 11:05 PM	57.9	57.3	01:40 AM - 01:45 AM	58.0	57.4	04:20 AM - 04:25 AM	58.9	58.3
11:05 PM - 11:10 PM	57.8	57.4	01:45 AM - 01:50 AM	57.8	57.4	04:25 AM - 04:30 AM	58.9	58.4
11:10 PM - 11:15 PM	57.8	57.3	01:50 AM - 01:55 AM	57.9	57.4	04:30 AM - 04:35 AM	59.2	58.7
11:15 PM - 11:20 PM	57.5	57.1	01:55 AM - 02:00 AM	57.8	57.4	04:35 AM - 04:40 AM	59.1	58.5
11:20 PM - 11:25 PM	57.5	56.9	02:00 AM - 02:05 AM	58.0	57.5	04:40 AM - 04:45 AM	59.3	58.8
11:25 PM - 11:30 PM	57.6	57.0	02:05 AM - 02:10 AM	57.9	57.4	04:45 AM - 04:50 AM	59.8	59.2
11:30 PM - 11:35 PM	57.4	56.8	02:10 AM - 02:15 AM	58.0	57.5	04:50 AM - 04:55 AM	60.1	59.5
11:35 PM - 11:40 PM	58.3	56.9	02:15 AM - 02:20 AM	58.0	57.6	04:55 AM - 05:00 AM	60.6	60.1
11:40 PM - 11:45 PM	57.5	57.0	02:20 AM - 02:25 AM	58.3	57.9	05:00 AM - 05:05 AM	60.7	60.0
11:45 PM - 11:50 PM	57.3	56.8	02:25 AM - 02:30 AM	58.3	57.9	05:05 AM - 05:10 AM	60.6	60.0
11:50 PM - 11:55 PM	60.4	56.7	02:30 AM - 02:35 AM	58.4	57.9	05:10 AM - 05:15 AM	61.0	60.4
11:55 PM - 12:00 AM	62.0	56.5	02:35 AM - 02:40 AM	58.1	57.6	05:15 AM - 05:20 AM	60.7	60.2
12:00 AM - 12:05 AM	56.8	56.4	02:40 AM - 02:45 AM	58.0	57.5	05:20 AM - 05:25 AM	60.7	60.2
12:05 AM - 12:10 AM	57.1	56.7	02:45 AM - 02:50 AM	57.9	57.4	05:25 AM - 05:30 AM	60.9	60.4
12:10 AM - 12:15 AM	57.3	56.8	02:50 AM - 02:55 AM	57.9	57.5	05:30 AM - 05:35 AM	60.9	60.4
12:15 AM - 12:20 AM	57.5	57.0	02:55 AM - 03:00 AM	58.0	57.5	05:35 AM - 05:40 AM	60.8	60.2
12:20 AM - 12:25 AM	57.4	57.0	03:00 AM - 03:05 AM	58.2	57.7	05:40 AM - 05:45 AM	60.6	60.1
12:25 AM - 12:30 AM	57.3	56.8	03:05 AM - 03:10 AM	58.3	57.7	05:45 AM - 05:50 AM	60.4	59.7
12:30 AM - 12:35 AM	57.1	56.6	03:10 AM - 03:15 AM	58.1	57.6	05:50 AM - 05:55 AM	60.4	59.8
12:35 AM - 12:40 AM	57.4	56.6	03:15 AM - 03:20 AM	57.9	57.4	05:55 AM - 06:00 AM	60.5	59.8
12:40 AM - 12:45 AM	57.4	56.6	03:20 AM - 03:25 AM	58.0	57.5	06:00 AM - 06:05 AM	60.6	59.7
12:45 AM - 12:50 AM	57.5	56.8	03:25 AM - 03:30 AM	58.1	57.5	06:05 AM - 06:10 AM	60.5	59.5
12:50 AM - 12:55 AM	57.4	56.8	03:30 AM - 03:35 AM	58.1	57.5	06:10 AM - 06:15 AM	59.8	59.2
12:55 AM - 01:00 AM	57.3	56.8	03:35 AM - 03:40 AM	58.1	57.6	06:15 AM - 06:20 AM	59.5	58.8
01:00 AM - 01:05 AM	57.2	56.8	03:40 AM - 03:45 AM	58.1	57.6	06:20 AM - 06:25 AM	60.0	58.7
01:05 AM - 01:10 AM	57.9	57.1	03:45 AM - 03:50 AM	58.1	57.7	06:25 AM - 06:30 AM	59.4	58.8
01:10 AM - 01:15 AM	57.9	57.4	03:50 AM - 03:55 AM	58.4	57.9	06:30 AM - 06:35 AM	59.0	58.4
01:15 AM - 01:20 AM	58.1	57.4	03:55 AM - 04:00 AM	58.2	57.7	06:35 AM - 06:40 AM	59.2	58.6
01:20 AM - 01:25 AM	58.5	57.4	04:00 AM - 04:05 AM	58.6	57.9	06:40 AM - 06:45 AM	59.3	58.7
01:25 AM - 01:30 AM	58.0	57.4	04:05 AM - 04:10 AM	58.6	58.1	06:45 AM - 06:50 AM	59.4	58.7
01:30 AM - 01:35 AM	58.5	57.4	04:10 AM - 04:15 AM	58.6	58.2	06:50 AM - 06:55 AM	59.4	58.8
01:35 AM - 01:40 AM	58.2	57.7	04:15 AM - 04:20 AM	58.9	58.4	06:55 AM - 07:00 AM	59.4	58.7

The above results are valid only for the analyzed/tested sample(s) as indicated in this report. No part of this report or certificate may be reproduced in any form without written consent from the Laboratory, ALS Laboratory Group (Thailand) strongly recommends that this report is not reproduced except in full.

Approved by

Sarayuth Jittrantont
 Assistant General Manager



Analysis / Test Report

Client : Gulf NRV2 Co., Ltd.

789 Moo 6, T. Nongraveing, A. Muang, Nakhonratchasima Thailand 30000

P/O : GNRV2-4211200239

Project Name : Monitoring EIA

Project Location : GNRV2

Lot ID: 22122147

Date Received : Nov 30, 2022

Date Reported : Dec 09, 2022

Report Number : 2509419-1 C11

Page 3 of 3

Sample Number 22122147-2
 Parameter Noise Level (Leq 5 min)
 Location บริเวณริมรั้วโครงการโรงไฟฟ้าหนองระเรียง2 ด้านทิศใต้ (GPS 48P 0196368, 1652272)
 Measurement Date Nov 22 - Nov 23, 2022
 Measurement by Sangtawan Natasat
 Sound Level meter Serial No. 885440

Nov 23, 2022 Time	Leq dB(A)	L90 dB(A)	Nov 23, 2022 Time	Leq dB(A)	L90 dB(A)	Nov 23, 2022 Time	Leq dB(A)	L90 dB(A)
07:00 AM - 07:05 AM	59.5	58.6	09:40 AM - 09:45 AM	59.8	58.7	12:20 PM - 12:25 PM	60.0	58.4
07:05 AM - 07:10 AM	61.5	58.6	09:45 AM - 09:50 AM	59.6	58.6	12:25 PM - 12:30 PM	59.6	58.2
07:10 AM - 07:15 AM	59.3	58.7	09:50 AM - 09:55 AM	60.4	59.4	12:30 PM - 12:35 PM	60.2	58.8
07:15 AM - 07:20 AM	59.5	58.5	09:55 AM - 10:00 AM	59.4	58.5	12:35 PM - 12:40 PM	58.5	57.6
07:20 AM - 07:25 AM	59.4	58.5	10:00 AM - 10:05 AM	59.0	58.0	12:40 PM - 12:45 PM	58.4	57.1
07:25 AM - 07:30 AM	62.5	58.8	10:05 AM - 10:10 AM	59.5	58.6	12:45 PM - 12:50 PM	58.7	57.9
07:30 AM - 07:35 AM	59.1	58.3	10:10 AM - 10:15 AM	58.9	57.8	12:50 PM - 12:55 PM	58.4	57.3
07:35 AM - 07:40 AM	58.5	57.9	10:15 AM - 10:20 AM	59.5	58.2	12:55 PM - 01:00 PM	57.6	56.7
07:40 AM - 07:45 AM	58.3	57.7	10:20 AM - 10:25 AM	59.6	58.4	01:00 PM - 01:05 PM	57.5	56.2
07:45 AM - 07:50 AM	58.8	58.1	10:25 AM - 10:30 AM	59.0	58.0	01:05 PM - 01:10 PM	58.2	57.0
07:50 AM - 07:55 AM	59.2	58.3	10:30 AM - 10:35 AM	58.4	57.1	01:10 PM - 01:15 PM	58.1	56.8
07:55 AM - 08:00 AM	59.2	58.4	10:35 AM - 10:40 AM	59.4	58.4	01:15 PM - 01:20 PM	58.7	57.2
08:00 AM - 08:05 AM	59.4	58.5	10:40 AM - 10:45 AM	58.6	57.4	01:20 PM - 01:25 PM	59.6	58.5
08:05 AM - 08:10 AM	58.9	57.8	10:45 AM - 10:50 AM	59.3	58.1	01:25 PM - 01:30 PM	59.4	58.2
08:10 AM - 08:15 AM	59.0	57.7	10:50 AM - 10:55 AM	59.3	58.5	01:30 PM - 01:35 PM	59.4	58.5
08:15 AM - 08:20 AM	58.3	57.5	10:55 AM - 11:00 AM	59.5	58.4	01:35 PM - 01:40 PM	59.1	57.9
08:20 AM - 08:25 AM	59.0	58.0	11:00 AM - 11:05 AM	59.4	58.5	01:40 PM - 01:45 PM	59.4	58.4
08:25 AM - 08:30 AM	58.5	57.6	11:05 AM - 11:10 AM	58.7	57.7	01:45 PM - 01:50 PM	58.3	57.4
08:30 AM - 08:35 AM	58.6	57.6	11:10 AM - 11:15 AM	58.5	57.7	01:50 PM - 01:55 PM	58.1	57.2
08:35 AM - 08:40 AM	58.8	57.4	11:15 AM - 11:20 AM	58.8	57.9	01:55 PM - 02:00 PM	57.9	57.1
08:40 AM - 08:45 AM	58.8	57.8	11:20 AM - 11:25 AM	58.2	56.9	02:00 PM - 02:05 PM	58.2	57.2
08:45 AM - 08:50 AM	59.4	58.2	11:25 AM - 11:30 AM	59.2	58.2	02:05 PM - 02:10 PM	59.1	58.2
08:50 AM - 08:55 AM	59.2	58.3	11:30 AM - 11:35 AM	58.9	58.0	02:10 PM - 02:15 PM	59.1	58.2
08:55 AM - 09:00 AM	58.9	58.0	11:35 AM - 11:40 AM	58.8	57.7	02:15 PM - 02:20 PM	59.1	58.2
09:00 AM - 09:05 AM	59.5	58.2	11:40 AM - 11:45 AM	59.1	57.9	02:20 PM - 02:25 PM	58.6	57.9
09:05 AM - 09:10 AM	59.5	58.5	11:45 AM - 11:50 AM	60.1	58.8	02:25 PM - 02:30 PM	59.1	58.1
09:10 AM - 09:15 AM	59.2	58.3	11:50 AM - 11:55 AM	60.1	59.2	02:30 PM - 02:35 PM	59.4	58.6
09:15 AM - 09:20 AM	59.4	58.5	11:55 AM - 12:00 PM	59.3	58.1	02:35 PM - 02:40 PM	59.2	58.3
09:20 AM - 09:25 AM	60.3	59.6	12:00 PM - 12:05 PM	59.7	58.7	02:40 PM - 02:45 PM	59.5	58.4
09:25 AM - 09:30 AM	60.6	59.8	12:05 PM - 12:10 PM	59.3	58.1	02:45 PM - 02:50 PM	59.7	58.7
09:30 AM - 09:35 AM	63.1	59.8	12:10 PM - 12:15 PM	59.0	58.3	02:50 PM - 02:55 PM	59.1	58.0
09:35 AM - 09:40 AM	60.3	59.4	12:15 PM - 12:20 PM	59.2	58.2	02:55 PM - 03:00 PM	59.0	57.5

The above results are valid only for the analyzed/tested sample(s) as indicated in this report. No part of this report or certificate may be reproduced in any form without written consent from the Laboratory. ALS Laboratory Group (Thailand) strongly recommends that this report is not reproduced except in full.

Approved by

Sarayuth Jittrantont
Assistant General Manager



Analysis / Test Report

Client : Gulf NRV2 Co., Ltd.

789 Moo 6, T. Nongraveing, A. Muang, Nakhonratchasima Thailand 30000

P/O : GNRV2-4211200239

Project Name : Monitoring EIA

Project Location : GNRV2

Lot ID: 22122147

Date Received : Nov 30, 2022

Date Reported : Dec 09, 2022

Report Number : 2509420-1 C11

Page 1 of 3

Sample Number 22122147-3
Parameter Noise Level (Leq 5 min)
Location บริเวณริมรั้วโครงการโรงไฟฟ้าหนองกระเทียม2 ด้านทิศใต้ (GPS 48P 0196368, 1652272)
Measurement Date Nov 23 - Nov 24, 2022
Measurement by Sangtawan Natasat
Sound Level meter Serial No. 885440

Nov 23, 2022	Leq	L90	Nov 23, 2022	Leq	L90	Nov 23, 2022	Leq	L90
Time	dB(A)	dB(A)	Time	dB(A)	dB(A)	Time	dB(A)	dB(A)
03:00 PM - 03:05 PM	59.2	58.1	05:40 PM - 05:45 PM	61.8	61.1	08:20 PM - 08:25 PM	60.3	59.6
03:05 PM - 03:10 PM	60.8	59.6	05:45 PM - 05:50 PM	61.1	60.3	08:25 PM - 08:30 PM	59.9	59.2
03:10 PM - 03:15 PM	61.1	60.1	05:50 PM - 05:55 PM	60.4	59.7	08:30 PM - 08:35 PM	59.5	58.6
03:15 PM - 03:20 PM	61.1	59.9	05:55 PM - 06:00 PM	60.0	59.4	08:35 PM - 08:40 PM	60.3	59.6
03:20 PM - 03:25 PM	61.1	60.2	06:00 PM - 06:05 PM	59.7	59.0	08:40 PM - 08:45 PM	60.8	60.1
03:25 PM - 03:30 PM	61.0	60.0	06:05 PM - 06:10 PM	59.5	58.9	08:45 PM - 08:50 PM	61.2	60.5
03:30 PM - 03:35 PM	61.0	59.9	06:10 PM - 06:15 PM	59.2	58.6	08:50 PM - 08:55 PM	61.0	60.1
03:35 PM - 03:40 PM	61.0	60.0	06:15 PM - 06:20 PM	59.1	58.6	08:55 PM - 09:00 PM	60.7	60.2
03:40 PM - 03:45 PM	60.5	59.6	06:20 PM - 06:25 PM	59.0	58.4	09:00 PM - 09:05 PM	60.6	59.8
03:45 PM - 03:50 PM	59.9	59.0	06:25 PM - 06:30 PM	58.9	58.4	09:05 PM - 09:10 PM	60.3	59.5
03:50 PM - 03:55 PM	59.5	58.4	06:30 PM - 06:35 PM	59.4	58.8	09:10 PM - 09:15 PM	60.0	59.3
03:55 PM - 04:00 PM	59.6	58.7	06:35 PM - 06:40 PM	60.7	59.7	09:15 PM - 09:20 PM	60.2	59.5
04:00 PM - 04:05 PM	60.4	59.3	06:40 PM - 06:45 PM	60.1	59.4	09:20 PM - 09:25 PM	60.2	59.5
04:05 PM - 04:10 PM	61.3	60.2	06:45 PM - 06:50 PM	60.4	59.4	09:25 PM - 09:30 PM	61.0	60.2
04:10 PM - 04:15 PM	60.9	59.9	06:50 PM - 06:55 PM	60.3	59.6	09:30 PM - 09:35 PM	61.2	60.5
04:15 PM - 04:20 PM	60.8	59.9	06:55 PM - 07:00 PM	59.7	58.9	09:35 PM - 09:40 PM	60.8	60.0
04:20 PM - 04:25 PM	60.7	59.9	07:00 PM - 07:05 PM	60.1	59.2	09:40 PM - 09:45 PM	60.7	59.9
04:25 PM - 04:30 PM	60.7	59.5	07:05 PM - 07:10 PM	60.2	59.3	09:45 PM - 09:50 PM	60.4	59.1
04:30 PM - 04:35 PM	60.7	59.8	07:10 PM - 07:15 PM	60.2	59.4	09:50 PM - 09:55 PM	61.5	58.8
04:35 PM - 04:40 PM	61.1	60.1	07:15 PM - 07:20 PM	59.8	59.1	09:55 PM - 10:00 PM	58.9	57.8
04:40 PM - 04:45 PM	60.6	59.6	07:20 PM - 07:25 PM	59.9	59.2	10:00 PM - 10:05 PM	59.8	57.6
04:45 PM - 04:50 PM	60.3	59.3	07:25 PM - 07:30 PM	59.6	59.0	10:05 PM - 10:10 PM	58.1	57.3
04:50 PM - 04:55 PM	60.2	59.2	07:30 PM - 07:35 PM	59.9	59.2	10:10 PM - 10:15 PM	59.8	58.3
04:55 PM - 05:00 PM	60.0	59.3	07:35 PM - 07:40 PM	59.5	58.9	10:15 PM - 10:20 PM	61.0	59.7
05:00 PM - 05:05 PM	60.4	59.4	07:40 PM - 07:45 PM	59.6	59.1	10:20 PM - 10:25 PM	60.5	59.7
05:05 PM - 05:10 PM	60.6	59.9	07:45 PM - 07:50 PM	60.5	59.5	10:25 PM - 10:30 PM	60.9	59.9
05:10 PM - 05:15 PM	61.4	60.6	07:50 PM - 07:55 PM	60.2	59.7	10:30 PM - 10:35 PM	61.0	59.8
05:15 PM - 05:20 PM	62.5	61.3	07:55 PM - 08:00 PM	60.5	59.8	10:35 PM - 10:40 PM	60.7	59.8
05:20 PM - 05:25 PM	62.4	61.5	08:00 PM - 08:05 PM	60.5	59.8	10:40 PM - 10:45 PM	60.9	59.9
05:25 PM - 05:30 PM	63.4	62.2	08:05 PM - 08:10 PM	60.6	59.8	10:45 PM - 10:50 PM	61.3	60.2
05:30 PM - 05:35 PM	62.5	61.8	08:10 PM - 08:15 PM	60.5	60.0	10:50 PM - 10:55 PM	61.6	60.8
05:35 PM - 05:40 PM	62.1	61.4	08:15 PM - 08:20 PM	60.2	59.4	10:55 PM - 11:00 PM	61.7	60.8

The above results are valid only for the analyzed/tested sample(s) as indicated in this report. No part of this report or certificate may be reproduced in any form without written consent from the Laboratory. ALS Laboratory Group (Thailand) strongly recommends that this report is not reproduced except in full.

Approved by

Sarayuth Jittrantont
Assistant General Manager



Analysis / Test Report

Client : Gulf NRV2 Co., Ltd.

789 Moo 6, T. Nongraveing, A. Muang, Nakhonratchasima Thailand 30000

P/O : GNRV2-4211200239

Project Name : Monitoring EIA

Project Location : GNRV2

Lot ID: 22122147

Date Received : Nov 30, 2022

Date Reported : Dec 09, 2022

Report Number : 2509420-1 C11

Page 2 of 3

Sample Number 22122147-3
Parameter Noise Level (Leq 5 min)
Location บริเวณริมรั้วโครงการโรงไฟฟ้าหนองกระเทียม2 ด้านทิศใต้ (GPS 48P 0196368, 1652272)
Measurement Date Nov 23 - Nov 24, 2022
Measurement by Sangtawan Natasat
Sound Level meter Serial No. 885440

Nov 23 - Nov 24, 2022	Leq	L90	Nov 24, 2022	Leq	L90	Nov 24, 2022	Leq	L90
Time	dB(A)	dB(A)	Time	dB(A)	dB(A)	Time	dB(A)	dB(A)
11:00 PM - 11:05 PM	61.6	60.6	01:40 AM - 01:45 AM	61.5	60.5	04:20 AM - 04:25 AM	61.3	60.3
11:05 PM - 11:10 PM	61.4	60.5	01:45 AM - 01:50 AM	61.4	60.4	04:25 AM - 04:30 AM	61.4	60.6
11:10 PM - 11:15 PM	61.5	60.7	01:50 AM - 01:55 AM	61.4	60.4	04:30 AM - 04:35 AM	61.3	60.5
11:15 PM - 11:20 PM	61.5	60.6	01:55 AM - 02:00 AM	61.4	60.3	04:35 AM - 04:40 AM	61.5	60.7
11:20 PM - 11:25 PM	61.5	60.7	02:00 AM - 02:05 AM	61.3	60.3	04:40 AM - 04:45 AM	61.1	60.0
11:25 PM - 11:30 PM	61.4	60.6	02:05 AM - 02:10 AM	61.7	60.8	04:45 AM - 04:50 AM	61.4	60.6
11:30 PM - 11:35 PM	61.6	60.9	02:10 AM - 02:15 AM	61.4	60.5	04:50 AM - 04:55 AM	61.3	60.5
11:35 PM - 11:40 PM	61.5	60.6	02:15 AM - 02:20 AM	61.4	60.5	04:55 AM - 05:00 AM	60.5	59.8
11:40 PM - 11:45 PM	61.3	60.5	02:20 AM - 02:25 AM	61.5	60.5	05:00 AM - 05:05 AM	61.1	60.2
11:45 PM - 11:50 PM	61.4	60.6	02:25 AM - 02:30 AM	61.4	60.5	05:05 AM - 05:10 AM	60.4	59.8
11:50 PM - 11:55 PM	61.2	60.3	02:30 AM - 02:35 AM	61.3	60.3	05:10 AM - 05:15 AM	60.7	59.8
11:55 PM - 12:00 AM	61.3	60.5	02:35 AM - 02:40 AM	61.0	60.1	05:15 AM - 05:20 AM	61.3	60.6
12:00 AM - 12:05 AM	61.2	60.4	02:40 AM - 02:45 AM	60.8	59.9	05:20 AM - 05:25 AM	61.6	60.7
12:05 AM - 12:10 AM	61.2	60.3	02:45 AM - 02:50 AM	60.7	59.8	05:25 AM - 05:30 AM	62.0	61.0
12:10 AM - 12:15 AM	61.2	60.2	02:50 AM - 02:55 AM	60.8	59.8	05:30 AM - 05:35 AM	61.7	60.9
12:15 AM - 12:20 AM	61.1	60.3	02:55 AM - 03:00 AM	60.4	59.4	05:35 AM - 05:40 AM	61.3	60.7
12:20 AM - 12:25 AM	61.4	60.6	03:00 AM - 03:05 AM	60.7	59.7	05:40 AM - 05:45 AM	60.8	60.1
12:25 AM - 12:30 AM	61.5	60.6	03:05 AM - 03:10 AM	60.3	59.5	05:45 AM - 05:50 AM	60.9	60.1
12:30 AM - 12:35 AM	61.5	60.7	03:10 AM - 03:15 AM	60.9	60.1	05:50 AM - 05:55 AM	62.1	60.4
12:35 AM - 12:40 AM	61.3	60.5	03:15 AM - 03:20 AM	60.8	60.1	05:55 AM - 06:00 AM	61.8	60.3
12:40 AM - 12:45 AM	61.3	60.4	03:20 AM - 03:25 AM	61.1	59.9	06:00 AM - 06:05 AM	62.2	60.6
12:45 AM - 12:50 AM	61.3	60.5	03:25 AM - 03:30 AM	59.8	59.1	06:05 AM - 06:10 AM	62.4	60.3
12:50 AM - 12:55 AM	61.4	60.5	03:30 AM - 03:35 AM	59.8	59.1	06:10 AM - 06:15 AM	60.7	59.6
12:55 AM - 01:00 AM	61.4	60.4	03:35 AM - 03:40 AM	60.1	59.2	06:15 AM - 06:20 AM	61.8	60.7
01:00 AM - 01:05 AM	61.4	60.5	03:40 AM - 03:45 AM	60.4	59.5	06:20 AM - 06:25 AM	61.4	60.5
01:05 AM - 01:10 AM	61.5	60.5	03:45 AM - 03:50 AM	61.1	60.1	06:25 AM - 06:30 AM	61.4	60.2
01:10 AM - 01:15 AM	61.5	60.6	03:50 AM - 03:55 AM	60.9	60.1	06:30 AM - 06:35 AM	61.6	60.2
01:15 AM - 01:20 AM	61.3	60.3	03:55 AM - 04:00 AM	61.4	60.6	06:35 AM - 06:40 AM	61.4	60.2
01:20 AM - 01:25 AM	61.2	60.3	04:00 AM - 04:05 AM	61.3	60.4	06:40 AM - 06:45 AM	62.2	60.8
01:25 AM - 01:30 AM	61.6	60.5	04:05 AM - 04:10 AM	61.1	60.2	06:45 AM - 06:50 AM	61.8	60.7
01:30 AM - 01:35 AM	61.4	60.6	04:10 AM - 04:15 AM	60.4	59.7	06:50 AM - 06:55 AM	60.9	59.9
01:35 AM - 01:40 AM	61.5	60.5	04:15 AM - 04:20 AM	61.0	60.1	06:55 AM - 07:00 AM	59.9	58.6

The above results are valid only for the analyzed/tested sample(s) as indicated in this report. No part of this report or certificate may be reproduced in any form without written consent from the Laboratory, ALS Laboratory Group (Thailand) strongly recommends that this report is not reproduced except in full.

Approved by

Sarayuth Jittrantont
Assistant General Manager



Analysis / Test Report

Client : Gulf NRV2 Co., Ltd.

789 Moo 6, T. Nongraveing, A. Muang, Nakhonratchasima Thailand 30000

P/O : GNRV2-4211200239

Project Name : Monitoring EIA

Project Location : GNRV2

Lot ID: 22122147

Date Received : Nov 30, 2022

Date Reported : Dec 09, 2022

Report Number : 2509420-1 C11

Page 3 of 3

Sample Number 22122147-3
Parameter Noise Level (Leq 5 min)
Location บริเวณริมรั้วโครงการโรงไฟฟ้าหนองกระเทียม2 ด้านทิศใต้ (GPS 48P 0196368, 1652272)
Measurement Date Nov 23 - Nov 24, 2022
Measurement by Sangtawan Natasat
Sound Level meter Serial No. 885440

Nov 24, 2022	Leq	L90	Nov 24, 2022	Leq	L90	Nov 24, 2022	Leq	L90
Time	dB(A)	dB(A)	Time	dB(A)	dB(A)	Time	dB(A)	dB(A)
07:00 AM - 07:05 AM	59.6	58.2	09:40 AM - 09:45 AM	59.0	58.1	12:20 PM - 12:25 PM	56.8	55.9
07:05 AM - 07:10 AM	59.2	58.4	09:45 AM - 09:50 AM	58.8	57.7	12:25 PM - 12:30 PM	57.3	56.0
07:10 AM - 07:15 AM	60.6	59.4	09:50 AM - 09:55 AM	58.3	57.3	12:30 PM - 12:35 PM	57.2	56.5
07:15 AM - 07:20 AM	59.4	58.3	09:55 AM - 10:00 AM	58.3	57.4	12:35 PM - 12:40 PM	56.8	56.1
07:20 AM - 07:25 AM	59.5	58.4	10:00 AM - 10:05 AM	57.9	57.2	12:40 PM - 12:45 PM	57.1	56.2
07:25 AM - 07:30 AM	59.4	58.7	10:05 AM - 10:10 AM	57.9	56.8	12:45 PM - 12:50 PM	56.9	55.9
07:30 AM - 07:35 AM	59.2	58.5	10:10 AM - 10:15 AM	57.8	56.6	12:50 PM - 12:55 PM	56.7	55.9
07:35 AM - 07:40 AM	59.4	58.5	10:15 AM - 10:20 AM	57.7	56.6	12:55 PM - 01:00 PM	57.1	56.4
07:40 AM - 07:45 AM	59.4	58.6	10:20 AM - 10:25 AM	57.6	57.0	01:00 PM - 01:05 PM	56.9	55.8
07:45 AM - 07:50 AM	59.3	58.3	10:25 AM - 10:30 AM	57.7	56.8	01:05 PM - 01:10 PM	56.1	55.2
07:50 AM - 07:55 AM	58.8	58.2	10:30 AM - 10:35 AM	57.9	57.1	01:10 PM - 01:15 PM	57.3	56.5
07:55 AM - 08:00 AM	58.9	58.0	10:35 AM - 10:40 AM	57.7	56.8	01:15 PM - 01:20 PM	57.1	56.2
08:00 AM - 08:05 AM	58.8	58.2	10:40 AM - 10:45 AM	57.1	56.3	01:20 PM - 01:25 PM	56.8	56.0
08:05 AM - 08:10 AM	58.8	58.0	10:45 AM - 10:50 AM	57.8	56.8	01:25 PM - 01:30 PM	56.7	55.8
08:10 AM - 08:15 AM	58.9	58.1	10:50 AM - 10:55 AM	57.6	56.5	01:30 PM - 01:35 PM	56.8	55.9
08:15 AM - 08:20 AM	58.8	58.0	10:55 AM - 11:00 AM	57.1	56.3	01:35 PM - 01:40 PM	56.4	55.3
08:20 AM - 08:25 AM	58.9	58.4	11:00 AM - 11:05 AM	57.8	57.0	01:40 PM - 01:45 PM	56.6	55.8
08:25 AM - 08:30 AM	59.2	58.4	11:05 AM - 11:10 AM	57.8	56.6	01:45 PM - 01:50 PM	56.7	55.8
08:30 AM - 08:35 AM	58.9	58.1	11:10 AM - 11:15 AM	57.0	56.2	01:50 PM - 01:55 PM	56.5	55.4
08:35 AM - 08:40 AM	59.3	58.0	11:15 AM - 11:20 AM	57.3	56.5	01:55 PM - 02:00 PM	56.5	55.7
08:40 AM - 08:45 AM	58.7	58.0	11:20 AM - 11:25 AM	56.9	56.1	02:00 PM - 02:05 PM	57.0	56.2
08:45 AM - 08:50 AM	58.9	58.2	11:25 AM - 11:30 AM	57.3	56.4	02:05 PM - 02:10 PM	57.0	56.2
08:50 AM - 08:55 AM	58.6	58.0	11:30 AM - 11:35 AM	57.0	56.3	02:10 PM - 02:15 PM	56.8	56.1
08:55 AM - 09:00 AM	58.6	57.9	11:35 AM - 11:40 AM	57.2	56.4	02:15 PM - 02:20 PM	56.7	56.0
09:00 AM - 09:05 AM	58.7	58.0	11:40 AM - 11:45 AM	57.5	56.5	02:20 PM - 02:25 PM	56.7	55.7
09:05 AM - 09:10 AM	59.6	57.9	11:45 AM - 11:50 AM	57.1	56.5	02:25 PM - 02:30 PM	57.5	56.2
09:10 AM - 09:15 AM	58.9	58.3	11:50 AM - 11:55 AM	57.3	56.4	02:30 PM - 02:35 PM	57.9	56.9
09:15 AM - 09:20 AM	58.8	58.2	11:55 AM - 12:00 PM	57.6	56.7	02:35 PM - 02:40 PM	58.2	57.2
09:20 AM - 09:25 AM	58.4	57.8	12:00 PM - 12:05 PM	58.0	57.1	02:40 PM - 02:45 PM	58.1	57.0
09:25 AM - 09:30 AM	58.3	57.7	12:05 PM - 12:10 PM	57.9	57.2	02:45 PM - 02:50 PM	57.1	56.0
09:30 AM - 09:35 AM	58.4	57.7	12:10 PM - 12:15 PM	59.8	56.7	02:50 PM - 02:55 PM	57.7	56.8
09:35 AM - 09:40 AM	58.3	57.6	12:15 PM - 12:20 PM	58.5	56.2	02:55 PM - 03:00 PM	57.6	56.7

The above results are valid only for the analyzed/tested sample(s) as indicated in this report. No part of this report or certificate may be reproduced in any form without written consent from the Laboratory. ALS Laboratory Group (Thailand) strongly recommends that this report is not reproduced except in full.

Approved by

Sarayuth Jittrantont
Assistant General Manager



Analysis / Test Report

Client : Gulf NRV2 Co., Ltd.

789 Moo 6, T. Nongraveing, A. Muang, Nakhonratchasima Thailand 30000

P/O : GNRV2-4211200239

Project Name : Monitoring EIA

Project Location : GNRV2

Lot ID: 22122147

Date Received : Nov 30, 2022

Date Reported : Dec 09, 2022

Report Number : 2509421-1 C11

Page 1 of 3

Sample Number 22122147-4
Parameter Noise Level (Leq 5 min)
Location บริเวณริมรั้วโครงการโรงไฟฟ้าหนองกระเทียม2 ด้านทิศใต้ (GPS 48P 0196368, 1652272)
Measurement Date Nov 24 - Nov 25, 2022
Measurement by Sangtawan Natasat
Sound Level meter Serial No. 885440

Nov 24, 2022 Time	Leq dB(A)	L90 dB(A)	Nov 24, 2022 Time	Leq dB(A)	L90 dB(A)	Nov 24, 2022 Time	Leq dB(A)	L90 dB(A)
03:00 PM - 03:05 PM	57.6	56.8	05:40 PM - 05:45 PM	61.7	61.2	08:20 PM - 08:25 PM	60.6	59.6
03:05 PM - 03:10 PM	58.0	57.0	05:45 PM - 05:50 PM	61.4	60.8	08:25 PM - 08:30 PM	61.5	59.3
03:10 PM - 03:15 PM	57.5	56.5	05:50 PM - 05:55 PM	60.6	60.2	08:30 PM - 08:35 PM	60.0	59.3
03:15 PM - 03:20 PM	57.6	56.8	05:55 PM - 06:00 PM	60.2	59.7	08:35 PM - 08:40 PM	60.0	59.4
03:20 PM - 03:25 PM	57.5	56.7	06:00 PM - 06:05 PM	59.4	59.0	08:40 PM - 08:45 PM	59.3	58.7
03:25 PM - 03:30 PM	58.0	57.2	06:05 PM - 06:10 PM	59.4	58.9	08:45 PM - 08:50 PM	59.3	58.6
03:30 PM - 03:35 PM	57.9	57.2	06:10 PM - 06:15 PM	59.2	58.6	08:50 PM - 08:55 PM	59.0	58.3
03:35 PM - 03:40 PM	57.9	57.2	06:15 PM - 06:20 PM	58.9	58.4	08:55 PM - 09:00 PM	59.1	58.5
03:40 PM - 03:45 PM	58.1	57.2	06:20 PM - 06:25 PM	59.0	58.4	09:00 PM - 09:05 PM	59.1	58.5
03:45 PM - 03:50 PM	57.6	56.7	06:25 PM - 06:30 PM	58.8	58.3	09:05 PM - 09:10 PM	58.9	58.3
03:50 PM - 03:55 PM	57.3	56.3	06:30 PM - 06:35 PM	59.0	58.3	09:10 PM - 09:15 PM	58.8	58.2
03:55 PM - 04:00 PM	58.1	57.2	06:35 PM - 06:40 PM	59.1	58.6	09:15 PM - 09:20 PM	58.4	57.8
04:00 PM - 04:05 PM	58.4	57.3	06:40 PM - 06:45 PM	59.0	58.5	09:20 PM - 09:25 PM	58.5	57.9
04:05 PM - 04:10 PM	58.2	57.1	06:45 PM - 06:50 PM	59.0	58.4	09:25 PM - 09:30 PM	58.1	57.6
04:10 PM - 04:15 PM	57.9	57.2	06:50 PM - 06:55 PM	58.9	58.4	09:30 PM - 09:35 PM	58.2	57.7
04:15 PM - 04:20 PM	57.6	57.0	06:55 PM - 07:00 PM	58.7	58.2	09:35 PM - 09:40 PM	58.3	57.7
04:20 PM - 04:25 PM	57.8	57.1	07:00 PM - 07:05 PM	58.7	58.1	09:40 PM - 09:45 PM	58.5	58.0
04:25 PM - 04:30 PM	57.7	57.0	07:05 PM - 07:10 PM	58.9	58.4	09:45 PM - 09:50 PM	58.8	58.3
04:30 PM - 04:35 PM	58.0	57.3	07:10 PM - 07:15 PM	59.2	58.6	09:50 PM - 09:55 PM	58.9	58.3
04:35 PM - 04:40 PM	58.0	57.4	07:15 PM - 07:20 PM	60.1	59.0	09:55 PM - 10:00 PM	59.2	58.4
04:40 PM - 04:45 PM	58.2	57.6	07:20 PM - 07:25 PM	59.6	58.8	10:00 PM - 10:05 PM	58.6	58.0
04:45 PM - 04:50 PM	57.6	57.0	07:25 PM - 07:30 PM	59.5	59.0	10:05 PM - 10:10 PM	59.0	58.3
04:50 PM - 04:55 PM	58.4	57.6	07:30 PM - 07:35 PM	59.8	59.2	10:10 PM - 10:15 PM	58.5	57.9
04:55 PM - 05:00 PM	58.7	57.8	07:35 PM - 07:40 PM	60.1	59.5	10:15 PM - 10:20 PM	58.4	57.7
05:00 PM - 05:05 PM	58.7	57.5	07:40 PM - 07:45 PM	61.0	59.5	10:20 PM - 10:25 PM	59.5	58.0
05:05 PM - 05:10 PM	59.3	57.6	07:45 PM - 07:50 PM	60.0	59.3	10:25 PM - 10:30 PM	58.7	58.0
05:10 PM - 05:15 PM	59.3	58.2	07:50 PM - 07:55 PM	60.2	59.5	10:30 PM - 10:35 PM	58.5	57.9
05:15 PM - 05:20 PM	59.4	58.7	07:55 PM - 08:00 PM	60.1	59.5	10:35 PM - 10:40 PM	58.5	57.9
05:20 PM - 05:25 PM	59.7	59.1	08:00 PM - 08:05 PM	60.1	59.4	10:40 PM - 10:45 PM	58.6	58.0
05:25 PM - 05:30 PM	60.3	59.6	08:05 PM - 08:10 PM	60.9	60.0	10:45 PM - 10:50 PM	59.8	57.9
05:30 PM - 05:35 PM	60.7	60.2	08:10 PM - 08:15 PM	61.0	60.1	10:50 PM - 10:55 PM	58.3	57.7
05:35 PM - 05:40 PM	61.1	60.5	08:15 PM - 08:20 PM	61.0	60.1	10:55 PM - 11:00 PM	58.4	57.8

The above results are valid only for the analyzed/tested sample(s) as indicated in this report. No part of this report or certificate may be reproduced in any form without written consent from the Laboratory. ALS Laboratory Group (Thailand) strongly recommends that this report is not reproduced except in full.

Approved by

Sarayuth Jittrantont
Assistant General Manager



Analysis / Test Report

Client : Gulf NRV2 Co., Ltd.

789 Moo 6, T. Nongraveing, A. Muang, Nakhonratchasima Thailand 30000

P/O : GNRV2-4211200239

Project Name : Monitoring EIA

Project Location : GNRV2

Lot ID: 22122147

Date Received : Nov 30, 2022

Date Reported : Dec 09, 2022

Report Number : 2509421-1 C11

Page 2 of 3

Sample Number 22122147-4
 Parameter Noise Level (Leq 5 min)
 Location บริเวณริมรั้วโครงการโรงไฟฟ้าหนองกระเทียม2 ตำบลทิศใต้ (GPS 48P 0196368, 1652272)
 Measurement Date Nov 24 - Nov 25, 2022
 Measurement by Sangtawan Natasat
 Sound Level meter Serial No. 885440

Nov 24 - Nov 25, 2022	Leq	L90	Nov 25, 2022	Leq	L90	Nov 25, 2022	Leq	L90
Time	dB(A)	dB(A)	Time	dB(A)	dB(A)	Time	dB(A)	dB(A)
11:00 PM - 11:05 PM	58.3	57.9	01:40 AM - 01:45 AM	58.5	58.0	04:20 AM - 04:25 AM	59.2	58.4
11:05 PM - 11:10 PM	58.3	57.8	01:45 AM - 01:50 AM	58.8	58.2	04:25 AM - 04:30 AM	58.7	58.3
11:10 PM - 11:15 PM	58.4	58.0	01:50 AM - 01:55 AM	58.9	58.2	04:30 AM - 04:35 AM	59.3	58.5
11:15 PM - 11:20 PM	58.4	57.9	01:55 AM - 02:00 AM	59.1	58.5	04:35 AM - 04:40 AM	59.2	58.6
11:20 PM - 11:25 PM	58.2	57.7	02:00 AM - 02:05 AM	59.0	58.4	04:40 AM - 04:45 AM	59.0	58.4
11:25 PM - 11:30 PM	58.3	57.8	02:05 AM - 02:10 AM	59.4	58.9	04:45 AM - 04:50 AM	58.9	58.3
11:30 PM - 11:35 PM	58.2	57.6	02:10 AM - 02:15 AM	59.6	58.9	04:50 AM - 04:55 AM	58.9	58.4
11:35 PM - 11:40 PM	58.3	57.6	02:15 AM - 02:20 AM	59.5	58.7	04:55 AM - 05:00 AM	59.0	58.5
11:40 PM - 11:45 PM	59.2	58.3	02:20 AM - 02:25 AM	60.3	58.8	05:00 AM - 05:05 AM	59.1	58.5
11:45 PM - 11:50 PM	58.9	58.3	02:25 AM - 02:30 AM	59.4	58.7	05:05 AM - 05:10 AM	58.8	58.2
11:50 PM - 11:55 PM	59.4	58.8	02:30 AM - 02:35 AM	60.1	59.1	05:10 AM - 05:15 AM	58.9	58.4
11:55 PM - 12:00 AM	59.2	58.2	02:35 AM - 02:40 AM	59.7	59.0	05:15 AM - 05:20 AM	59.0	58.5
12:00 AM - 12:05 AM	58.7	57.9	02:40 AM - 02:45 AM	59.8	59.2	05:20 AM - 05:25 AM	59.1	58.6
12:05 AM - 12:10 AM	58.1	57.4	02:45 AM - 02:50 AM	59.8	59.2	05:25 AM - 05:30 AM	59.2	58.8
12:10 AM - 12:15 AM	58.2	57.4	02:50 AM - 02:55 AM	59.8	59.2	05:30 AM - 05:35 AM	59.6	59.1
12:15 AM - 12:20 AM	58.3	57.4	02:55 AM - 03:00 AM	60.1	59.6	05:35 AM - 05:40 AM	59.6	59.1
12:20 AM - 12:25 AM	59.2	57.9	03:00 AM - 03:05 AM	59.9	59.2	05:40 AM - 05:45 AM	59.6	59.1
12:25 AM - 12:30 AM	59.2	57.7	03:05 AM - 03:10 AM	59.6	59.0	05:45 AM - 05:50 AM	59.3	58.7
12:30 AM - 12:35 AM	59.0	57.5	03:10 AM - 03:15 AM	59.3	58.7	05:50 AM - 05:55 AM	59.2	58.6
12:35 AM - 12:40 AM	58.2	57.7	03:15 AM - 03:20 AM	59.5	59.0	05:55 AM - 06:00 AM	60.1	58.8
12:40 AM - 12:45 AM	58.0	57.3	03:20 AM - 03:25 AM	59.3	58.6	06:00 AM - 06:05 AM	60.2	59.3
12:45 AM - 12:50 AM	58.3	57.5	03:25 AM - 03:30 AM	59.6	59.1	06:05 AM - 06:10 AM	59.7	58.8
12:50 AM - 12:55 AM	58.2	57.5	03:30 AM - 03:35 AM	60.0	59.5	06:10 AM - 06:15 AM	59.4	58.5
12:55 AM - 01:00 AM	58.8	58.0	03:35 AM - 03:40 AM	59.3	58.8	06:15 AM - 06:20 AM	59.4	58.5
01:00 AM - 01:05 AM	59.5	58.7	03:40 AM - 03:45 AM	59.8	58.9	06:20 AM - 06:25 AM	59.1	58.4
01:05 AM - 01:10 AM	59.6	58.8	03:45 AM - 03:50 AM	59.6	58.9	06:25 AM - 06:30 AM	59.0	58.1
01:10 AM - 01:15 AM	59.2	58.6	03:50 AM - 03:55 AM	59.7	58.9	06:30 AM - 06:35 AM	59.5	58.0
01:15 AM - 01:20 AM	59.3	58.7	03:55 AM - 04:00 AM	59.4	58.8	06:35 AM - 06:40 AM	58.9	58.0
01:20 AM - 01:25 AM	58.7	58.2	04:00 AM - 04:05 AM	60.2	59.7	06:40 AM - 06:45 AM	58.8	58.1
01:25 AM - 01:30 AM	59.1	58.3	04:05 AM - 04:10 AM	60.1	59.7	06:45 AM - 06:50 AM	58.9	58.0
01:30 AM - 01:35 AM	58.7	58.1	04:10 AM - 04:15 AM	60.0	59.5	06:50 AM - 06:55 AM	58.7	58.0
01:35 AM - 01:40 AM	58.7	58.0	04:15 AM - 04:20 AM	60.1	59.4	06:55 AM - 07:00 AM	59.1	58.2

The above results are valid only for the analyzed/tested sample(s) as indicated in this report. No part of this report or certificate may be reproduced in any form without written consent from the Laboratory, ALS Laboratory Group (Thailand) strongly recommends that this report is not reproduced except in full.

Approved by

Sarayuth Jittrantont
Assistant General Manager



Analysis / Test Report

Client : Gulf NRV2 Co., Ltd.

789 Moo 6, T. Nongraveing, A. Muang, Nakhonratchasima Thailand 30000

P/O : GNRV2-4211200239

Project Name : Monitoring EIA

Project Location : GNRV2

Lot ID: 22122147

Date Received : Nov 30, 2022

Date Reported : Dec 09, 2022

Report Number : 2509421-1 C11

Page 3 of 3

Sample Number 22122147-4
Parameter Noise Level (Leq 5 min)
Location บริเวณริมรั้วโครงการโรงไฟฟ้าหนองกระเทียม2 ด้านทิศใต้ (GPS 48P 0196368, 1652272)
Measurement Date Nov 24 - Nov 25, 2022
Measurement by Sangtawan Natasat
Sound Level meter Serial No. 885440

Nov 25, 2022	Leq	L90	Nov 25, 2022	Leq	L90	Nov 25, 2022	Leq	L90
Time	dB(A)	dB(A)	Time	dB(A)	dB(A)	Time	dB(A)	dB(A)
07:00 AM - 07:05 AM	58.6	58.1	09:40 AM - 09:45 AM	56.7	55.8	12:20 PM - 12:25 PM	56.6	55.5
07:05 AM - 07:10 AM	58.7	57.7	09:45 AM - 09:50 AM	57.0	55.9	12:25 PM - 12:30 PM	56.9	56.0
07:10 AM - 07:15 AM	58.3	57.6	09:50 AM - 09:55 AM	56.9	56.2	12:30 PM - 12:35 PM	56.6	55.6
07:15 AM - 07:20 AM	58.6	58.1	09:55 AM - 10:00 AM	56.4	55.6	12:35 PM - 12:40 PM	56.0	54.9
07:20 AM - 07:25 AM	59.2	58.1	10:00 AM - 10:05 AM	56.6	55.9	12:40 PM - 12:45 PM	56.3	55.5
07:25 AM - 07:30 AM	58.8	58.1	10:05 AM - 10:10 AM	59.2	55.9	12:45 PM - 12:50 PM	57.1	56.0
07:30 AM - 07:35 AM	58.1	57.5	10:10 AM - 10:15 AM	56.7	56.0	12:50 PM - 12:55 PM	56.2	55.1
07:35 AM - 07:40 AM	58.1	57.4	10:15 AM - 10:20 AM	56.6	55.9	12:55 PM - 01:00 PM	55.8	54.9
07:40 AM - 07:45 AM	58.0	57.3	10:20 AM - 10:25 AM	56.6	55.7	01:00 PM - 01:05 PM	56.4	55.2
07:45 AM - 07:50 AM	57.9	57.2	10:25 AM - 10:30 AM	56.6	55.6	01:05 PM - 01:10 PM	56.7	55.5
07:50 AM - 07:55 AM	58.2	57.5	10:30 AM - 10:35 AM	56.7	55.8	01:10 PM - 01:15 PM	57.2	56.5
07:55 AM - 08:00 AM	58.8	57.7	10:35 AM - 10:40 AM	56.8	55.8	01:15 PM - 01:20 PM	57.3	56.5
08:00 AM - 08:05 AM	58.2	57.6	10:40 AM - 10:45 AM	56.8	56.0	01:20 PM - 01:25 PM	56.6	55.9
08:05 AM - 08:10 AM	58.6	57.8	10:45 AM - 10:50 AM	56.8	56.0	01:25 PM - 01:30 PM	56.8	55.9
08:10 AM - 08:15 AM	58.5	57.6	10:50 AM - 10:55 AM	56.7	55.7	01:30 PM - 01:35 PM	57.3	56.2
08:15 AM - 08:20 AM	58.4	57.1	10:55 AM - 11:00 AM	56.0	55.1	01:35 PM - 01:40 PM	56.7	56.0
08:20 AM - 08:25 AM	59.0	57.2	11:00 AM - 11:05 AM	56.6	55.6	01:40 PM - 01:45 PM	56.6	55.9
08:25 AM - 08:30 AM	58.4	57.3	11:05 AM - 11:10 AM	56.5	55.7	01:45 PM - 01:50 PM	57.0	56.1
08:30 AM - 08:35 AM	57.9	56.8	11:10 AM - 11:15 AM	56.4	55.1	01:50 PM - 01:55 PM	56.5	55.4
08:35 AM - 08:40 AM	58.0	56.8	11:15 AM - 11:20 AM	56.6	55.7	01:55 PM - 02:00 PM	66.4	56.0
08:40 AM - 08:45 AM	58.1	57.0	11:20 AM - 11:25 AM	56.6	55.5	02:00 PM - 02:05 PM	56.5	55.5
08:45 AM - 08:50 AM	58.1	57.1	11:25 AM - 11:30 AM	56.3	55.1	02:05 PM - 02:10 PM	56.5	55.6
08:50 AM - 08:55 AM	58.5	56.7	11:30 AM - 11:35 AM	57.0	56.0	02:10 PM - 02:15 PM	56.4	55.8
08:55 AM - 09:00 AM	57.8	56.6	11:35 AM - 11:40 AM	56.9	56.0	02:15 PM - 02:20 PM	56.9	56.1
09:00 AM - 09:05 AM	57.6	56.6	11:40 AM - 11:45 AM	56.6	55.5	02:20 PM - 02:25 PM	56.6	55.8
09:05 AM - 09:10 AM	57.3	56.6	11:45 AM - 11:50 AM	56.8	55.7	02:25 PM - 02:30 PM	56.9	56.1
09:10 AM - 09:15 AM	57.7	56.7	11:50 AM - 11:55 AM	56.3	55.5	02:30 PM - 02:35 PM	56.9	56.1
09:15 AM - 09:20 AM	57.7	56.3	11:55 AM - 12:00 PM	56.5	55.7	02:35 PM - 02:40 PM	57.0	56.4
09:20 AM - 09:25 AM	56.6	55.5	12:00 PM - 12:05 PM	56.2	55.4	02:40 PM - 02:45 PM	57.1	56.3
09:25 AM - 09:30 AM	56.3	55.4	12:05 PM - 12:10 PM	56.4	55.4	02:45 PM - 02:50 PM	57.5	56.7
09:30 AM - 09:35 AM	57.0	56.1	12:10 PM - 12:15 PM	56.2	55.1	02:50 PM - 02:55 PM	57.3	56.7
09:35 AM - 09:40 AM	56.7	55.3	12:15 PM - 12:20 PM	56.1	55.1	02:55 PM - 03:00 PM	57.3	56.7

The above results are valid only for the analyzed/tested sample(s) as indicated in this report. No part of this report or certificate may be reproduced in any form without written consent from the Laboratory. ALS Laboratory Group (Thailand) strongly recommends that this report is not reproduced except in full.

Approved by

Sarayuth Jittrantont
Assistant General Manager



Analysis / Test Report

Client : Gulf NRV2 Co., Ltd.

789 Moo 6, T. Nongraveing, A. Muang, Nakhonratchasima Thailand 30000

P/O : GNRV2-4211200239

Project Name : Monitoring EIA

Project Location : GNRV2

Lot ID: 22122147

Date Received : Nov 30, 2022

Date Reported : Dec 09, 2022

Report Number : 2509422-1 C11

Page 1 of 3

Sample Number 22122147-5
Parameter Noise Level (Leq 5 min)
Location บริเวณริมรั้วโครงการโรงไฟฟ้าหนองกระเทียม2 ด้านทิศใต้ (GPS 48P 0196368, 1652272)
Measurement Date Nov 25 - Nov 26, 2022
Measurement by Sangtawan Natasat
Sound Level meter Serial No. 885440

Nov 25, 2022 Time	Leq dB(A)	L90 dB(A)	Nov 25, 2022 Time	Leq dB(A)	L90 dB(A)	Nov 25, 2022 Time	Leq dB(A)	L90 dB(A)
03:00 PM - 03:05 PM	57.3	56.7	05:40 PM - 05:45 PM	61.6	61.1	08:20 PM - 08:25 PM	58.1	57.4
03:05 PM - 03:10 PM	56.9	56.1	05:45 PM - 05:50 PM	61.1	60.2	08:25 PM - 08:30 PM	57.9	57.4
03:10 PM - 03:15 PM	56.8	56.0	05:50 PM - 05:55 PM	60.2	59.7	08:30 PM - 08:35 PM	58.0	57.4
03:15 PM - 03:20 PM	57.3	56.6	05:55 PM - 06:00 PM	59.4	58.9	08:35 PM - 08:40 PM	57.9	57.4
03:20 PM - 03:25 PM	57.4	56.5	06:00 PM - 06:05 PM	58.8	58.2	08:40 PM - 08:45 PM	58.0	57.3
03:25 PM - 03:30 PM	57.0	56.1	06:05 PM - 06:10 PM	58.5	57.9	08:45 PM - 08:50 PM	58.2	57.4
03:30 PM - 03:35 PM	57.1	56.4	06:10 PM - 06:15 PM	58.5	58.0	08:50 PM - 08:55 PM	58.1	57.6
03:35 PM - 03:40 PM	57.4	56.4	06:15 PM - 06:20 PM	58.3	57.8	08:55 PM - 09:00 PM	58.4	57.8
03:40 PM - 03:45 PM	57.4	56.8	06:20 PM - 06:25 PM	58.1	57.6	09:00 PM - 09:05 PM	58.2	57.6
03:45 PM - 03:50 PM	57.4	56.7	06:25 PM - 06:30 PM	58.1	57.6	09:05 PM - 09:10 PM	58.2	57.6
03:50 PM - 03:55 PM	57.2	56.5	06:30 PM - 06:35 PM	58.4	57.8	09:10 PM - 09:15 PM	57.8	57.3
03:55 PM - 04:00 PM	57.2	56.4	06:35 PM - 06:40 PM	58.2	57.7	09:15 PM - 09:20 PM	57.9	57.4
04:00 PM - 04:05 PM	58.1	57.1	06:40 PM - 06:45 PM	57.9	57.4	09:20 PM - 09:25 PM	58.0	57.4
04:05 PM - 04:10 PM	57.4	56.6	06:45 PM - 06:50 PM	58.1	57.6	09:25 PM - 09:30 PM	58.1	57.6
04:10 PM - 04:15 PM	57.1	56.2	06:50 PM - 06:55 PM	58.3	57.9	09:30 PM - 09:35 PM	58.3	57.7
04:15 PM - 04:20 PM	57.1	56.3	06:55 PM - 07:00 PM	58.8	58.1	09:35 PM - 09:40 PM	58.5	57.8
04:20 PM - 04:25 PM	57.4	56.5	07:00 PM - 07:05 PM	58.5	58.1	09:40 PM - 09:45 PM	58.0	57.5
04:25 PM - 04:30 PM	57.6	57.0	07:05 PM - 07:10 PM	58.2	57.8	09:45 PM - 09:50 PM	58.2	57.7
04:30 PM - 04:35 PM	57.6	56.8	07:10 PM - 07:15 PM	58.4	57.8	09:50 PM - 09:55 PM	58.3	57.7
04:35 PM - 04:40 PM	57.8	57.1	07:15 PM - 07:20 PM	58.3	57.9	09:55 PM - 10:00 PM	59.4	57.6
04:40 PM - 04:45 PM	57.5	57.0	07:20 PM - 07:25 PM	58.3	57.7	10:00 PM - 10:05 PM	58.3	57.8
04:45 PM - 04:50 PM	58.0	57.3	07:25 PM - 07:30 PM	58.4	57.9	10:05 PM - 10:10 PM	58.7	57.9
04:50 PM - 04:55 PM	58.3	57.0	07:30 PM - 07:35 PM	58.1	57.6	10:10 PM - 10:15 PM	58.5	57.8
04:55 PM - 05:00 PM	58.2	57.3	07:35 PM - 07:40 PM	58.1	57.7	10:15 PM - 10:20 PM	58.6	58.0
05:00 PM - 05:05 PM	58.7	57.7	07:40 PM - 07:45 PM	58.0	57.5	10:20 PM - 10:25 PM	58.5	57.9
05:05 PM - 05:10 PM	59.4	58.7	07:45 PM - 07:50 PM	58.0	57.6	10:25 PM - 10:30 PM	58.7	58.1
05:10 PM - 05:15 PM	59.5	58.6	07:50 PM - 07:55 PM	57.9	57.4	10:30 PM - 10:35 PM	58.3	57.6
05:15 PM - 05:20 PM	60.3	59.6	07:55 PM - 08:00 PM	57.6	57.2	10:35 PM - 10:40 PM	59.2	58.0
05:20 PM - 05:25 PM	60.7	60.0	08:00 PM - 08:05 PM	57.8	57.2	10:40 PM - 10:45 PM	58.8	58.2
05:25 PM - 05:30 PM	61.4	60.6	08:05 PM - 08:10 PM	57.7	57.2	10:45 PM - 10:50 PM	58.4	57.9
05:30 PM - 05:35 PM	62.0	61.3	08:10 PM - 08:15 PM	59.0	57.6	10:50 PM - 10:55 PM	58.4	57.9
05:35 PM - 05:40 PM	62.0	61.3	08:15 PM - 08:20 PM	58.1	57.6	10:55 PM - 11:00 PM	58.3	57.9

The above results are valid only for the analyzed/tested sample(s) as indicated in this report. No part of this report or certificate may be reproduced in any form without written consent from the Laboratory. ALS Laboratory Group (Thailand) strongly recommends that this report is not reproduced except in full.

Approved by

Sarayuth Jittrantont
Assistant General Manager



Analysis / Test Report

Client : Gulf NRV2 Co., Ltd.

789 Moo 6, T. Nongraveing, A. Muang, Nakhonratchasima Thailand 30000

P/O : GNRV2-4211200239

Project Name : Monitoring EIA

Project Location : GNRV2

Lot ID: 22122147

Date Received : Nov 30, 2022

Date Reported : Dec 09, 2022

Report Number : 2509422-1 C11

Page 2 of 3

Sample Number 22122147-5
 Parameter Noise Level (Leq 5 min)
 Location บริเวณริมรั้วโครงการโรงไฟฟ้าหนองกระเทียม2 ตำบลทิศใต้ (GPS 48P 0196368, 1652272)
 Measurement Date Nov 25 - Nov 26, 2022
 Measurement by Sangtawan Natasat
 Sound Level meter Serial No. 885440

Nov 25 - Nov 26, 2022	Leq	L90	Nov 26, 2022	Leq	L90	Nov 26, 2022	Leq	L90
Time	dB(A)	dB(A)	Time	dB(A)	dB(A)	Time	dB(A)	dB(A)
11:00 PM - 11:05 PM	58.6	58.0	01:40 AM - 01:45 AM	60.7	60.1	04:20 AM - 04:25 AM	59.5	58.9
11:05 PM - 11:10 PM	58.8	58.3	01:45 AM - 01:50 AM	60.4	59.8	04:25 AM - 04:30 AM	59.5	59.0
11:10 PM - 11:15 PM	58.8	58.2	01:50 AM - 01:55 AM	61.2	60.1	04:30 AM - 04:35 AM	59.4	58.9
11:15 PM - 11:20 PM	58.4	57.7	01:55 AM - 02:00 AM	60.8	60.2	04:35 AM - 04:40 AM	59.4	58.9
11:20 PM - 11:25 PM	58.5	57.7	02:00 AM - 02:05 AM	60.3	59.7	04:40 AM - 04:45 AM	59.8	59.4
11:25 PM - 11:30 PM	58.0	57.5	02:05 AM - 02:10 AM	60.3	59.8	04:45 AM - 04:50 AM	60.0	59.4
11:30 PM - 11:35 PM	57.8	57.2	02:10 AM - 02:15 AM	60.3	59.8	04:50 AM - 04:55 AM	60.2	59.7
11:35 PM - 11:40 PM	58.2	57.5	02:15 AM - 02:20 AM	60.7	60.1	04:55 AM - 05:00 AM	60.0	59.5
11:40 PM - 11:45 PM	58.3	57.5	02:20 AM - 02:25 AM	60.5	60.0	05:00 AM - 05:05 AM	60.0	59.6
11:45 PM - 11:50 PM	57.9	57.2	02:25 AM - 02:30 AM	61.0	60.2	05:05 AM - 05:10 AM	60.5	59.9
11:50 PM - 11:55 PM	58.1	57.5	02:30 AM - 02:35 AM	61.2	60.6	05:10 AM - 05:15 AM	60.4	60.0
11:55 PM - 12:00 AM	58.3	57.6	02:35 AM - 02:40 AM	61.0	60.5	05:15 AM - 05:20 AM	60.5	60.1
12:00 AM - 12:05 AM	58.4	57.8	02:40 AM - 02:45 AM	60.5	59.9	05:20 AM - 05:25 AM	60.4	60.0
12:05 AM - 12:10 AM	58.3	57.9	02:45 AM - 02:50 AM	60.8	60.3	05:25 AM - 05:30 AM	60.3	59.9
12:10 AM - 12:15 AM	58.4	57.8	02:50 AM - 02:55 AM	60.6	60.0	05:30 AM - 05:35 AM	60.2	59.8
12:15 AM - 12:20 AM	61.7	58.9	02:55 AM - 03:00 AM	60.6	59.7	05:35 AM - 05:40 AM	60.2	59.7
12:20 AM - 12:25 AM	61.6	59.0	03:00 AM - 03:05 AM	61.3	60.6	05:40 AM - 05:45 AM	60.2	59.6
12:25 AM - 12:30 AM	60.4	58.7	03:05 AM - 03:10 AM	61.2	60.7	05:45 AM - 05:50 AM	60.2	59.7
12:30 AM - 12:35 AM	59.0	57.9	03:10 AM - 03:15 AM	60.9	60.1	05:50 AM - 05:55 AM	60.1	59.6
12:35 AM - 12:40 AM	59.8	57.9	03:15 AM - 03:20 AM	60.1	59.6	05:55 AM - 06:00 AM	60.0	59.6
12:40 AM - 12:45 AM	62.0	58.0	03:20 AM - 03:25 AM	59.8	58.9	06:00 AM - 06:05 AM	59.9	59.5
12:45 AM - 12:50 AM	58.8	58.0	03:25 AM - 03:30 AM	60.4	59.8	06:05 AM - 06:10 AM	59.8	59.3
12:50 AM - 12:55 AM	59.0	57.7	03:30 AM - 03:35 AM	59.9	58.9	06:10 AM - 06:15 AM	59.7	59.2
12:55 AM - 01:00 AM	58.2	57.7	03:35 AM - 03:40 AM	59.1	58.6	06:15 AM - 06:20 AM	59.5	58.9
01:00 AM - 01:05 AM	58.6	58.0	03:40 AM - 03:45 AM	59.5	58.9	06:20 AM - 06:25 AM	60.6	58.6
01:05 AM - 01:10 AM	60.4	59.1	03:45 AM - 03:50 AM	60.3	59.8	06:25 AM - 06:30 AM	59.0	58.5
01:10 AM - 01:15 AM	60.0	59.3	03:50 AM - 03:55 AM	60.3	59.7	06:30 AM - 06:35 AM	60.0	58.9
01:15 AM - 01:20 AM	60.2	59.5	03:55 AM - 04:00 AM	60.2	59.4	06:35 AM - 06:40 AM	59.7	59.0
01:20 AM - 01:25 AM	60.9	60.3	04:00 AM - 04:05 AM	59.8	59.2	06:40 AM - 06:45 AM	59.4	58.9
01:25 AM - 01:30 AM	60.5	59.7	04:05 AM - 04:10 AM	59.3	58.8	06:45 AM - 06:50 AM	59.3	58.8
01:30 AM - 01:35 AM	62.7	59.9	04:10 AM - 04:15 AM	59.2	58.9	06:50 AM - 06:55 AM	58.9	58.2
01:35 AM - 01:40 AM	62.5	59.8	04:15 AM - 04:20 AM	59.1	58.7	06:55 AM - 07:00 AM	59.6	58.3

The above results are valid only for the analyzed/tested sample(s) as indicated in this report. No part of this report or certificate may be reproduced in any form without written consent from the Laboratory, ALS Laboratory Group (Thailand) strongly recommends that this report is not reproduced except in full.

Approved by

Sarayuth Jittrantont
Assistant General Manager



Analysis / Test Report

Client : Gulf NRV2 Co., Ltd.

789 Moo 6, T. Nongraveing, A. Muang, Nakhonratchasima Thailand 30000

P/O : GNRV2-4211200239

Project Name : Monitoring EIA

Project Location : GNRV2

Lot ID: 22122147

Date Received : Nov 30, 2022

Date Reported : Dec 09, 2022

Report Number : 2509422-1 C11

Page 3 of 3

Sample Number 22122147-5
 Parameter Noise Level (Leq 5 min)
 Location บริเวณริมรั้วโครงการโรงไฟฟ้าหนองกระเทียม2 ด้านทิศใต้ (GPS 48P 0196368, 1652272)
 Measurement Date Nov 25 - Nov 26, 2022
 Measurement by Sangtawan Natasat
 Sound Level meter Serial No. 885440

Nov 26, 2022 Time	Leq dB(A)	L90 dB(A)	Nov 26, 2022 Time	Leq dB(A)	L90 dB(A)	Nov 26, 2022 Time	Leq dB(A)	L90 dB(A)
07:00 AM - 07:05 AM	58.8	58.1	09:40 AM - 09:45 AM	57.0	56.0	12:20 PM - 12:25 PM	56.3	55.3
07:05 AM - 07:10 AM	59.2	58.4	09:45 AM - 09:50 AM	56.9	56.0	12:25 PM - 12:30 PM	57.7	56.1
07:10 AM - 07:15 AM	59.3	58.7	09:50 AM - 09:55 AM	57.9	57.0	12:30 PM - 12:35 PM	57.6	56.3
07:15 AM - 07:20 AM	59.3	58.6	09:55 AM - 10:00 AM	58.7	56.8	12:35 PM - 12:40 PM	57.9	56.4
07:20 AM - 07:25 AM	59.1	58.5	10:00 AM - 10:05 AM	58.1	56.7	12:40 PM - 12:45 PM	59.8	58.7
07:25 AM - 07:30 AM	59.1	58.3	10:05 AM - 10:10 AM	56.0	55.0	12:45 PM - 12:50 PM	58.9	57.9
07:30 AM - 07:35 AM	60.7	58.2	10:10 AM - 10:15 AM	56.5	55.6	12:50 PM - 12:55 PM	59.0	57.7
07:35 AM - 07:40 AM	58.6	57.8	10:15 AM - 10:20 AM	56.8	56.0	12:55 PM - 01:00 PM	58.0	56.7
07:40 AM - 07:45 AM	58.3	57.6	10:20 AM - 10:25 AM	56.8	56.2	01:00 PM - 01:05 PM	58.2	57.4
07:45 AM - 07:50 AM	58.5	57.5	10:25 AM - 10:30 AM	57.2	56.3	01:05 PM - 01:10 PM	58.1	57.0
07:50 AM - 07:55 AM	58.1	57.3	10:30 AM - 10:35 AM	56.4	55.7	01:10 PM - 01:15 PM	57.6	56.6
07:55 AM - 08:00 AM	58.0	57.3	10:35 AM - 10:40 AM	56.0	54.9	01:15 PM - 01:20 PM	59.1	57.2
08:00 AM - 08:05 AM	58.5	57.5	10:40 AM - 10:45 AM	56.8	56.0	01:20 PM - 01:25 PM	60.9	57.4
08:05 AM - 08:10 AM	58.2	57.3	10:45 AM - 10:50 AM	56.4	55.7	01:25 PM - 01:30 PM	58.4	57.7
08:10 AM - 08:15 AM	58.5	57.6	10:50 AM - 10:55 AM	56.0	54.6	01:30 PM - 01:35 PM	58.6	57.8
08:15 AM - 08:20 AM	58.2	57.2	10:55 AM - 11:00 AM	56.3	55.4	01:35 PM - 01:40 PM	58.3	57.3
08:20 AM - 08:25 AM	58.5	57.7	11:00 AM - 11:05 AM	56.5	55.7	01:40 PM - 01:45 PM	58.7	57.4
08:25 AM - 08:30 AM	59.0	58.1	11:05 AM - 11:10 AM	57.3	56.0	01:45 PM - 01:50 PM	58.4	57.5
08:30 AM - 08:35 AM	58.4	57.7	11:10 AM - 11:15 AM	57.3	56.4	01:50 PM - 01:55 PM	58.4	57.7
08:35 AM - 08:40 AM	58.8	57.9	11:15 AM - 11:20 AM	57.5	56.8	01:55 PM - 02:00 PM	58.4	57.6
08:40 AM - 08:45 AM	58.1	57.1	11:20 AM - 11:25 AM	57.6	56.5	02:00 PM - 02:05 PM	58.2	57.4
08:45 AM - 08:50 AM	57.8	56.9	11:25 AM - 11:30 AM	57.6	56.4	02:05 PM - 02:10 PM	58.4	57.7
08:50 AM - 08:55 AM	57.4	56.2	11:30 AM - 11:35 AM	57.8	56.6	02:10 PM - 02:15 PM	58.8	57.9
08:55 AM - 09:00 AM	57.3	56.5	11:35 AM - 11:40 AM	57.2	56.4	02:15 PM - 02:20 PM	58.7	57.9
09:00 AM - 09:05 AM	57.4	56.6	11:40 AM - 11:45 AM	57.0	55.5	02:20 PM - 02:25 PM	58.4	57.6
09:05 AM - 09:10 AM	57.7	56.9	11:45 AM - 11:50 AM	57.3	56.7	02:25 PM - 02:30 PM	58.8	58.0
09:10 AM - 09:15 AM	57.9	56.9	11:50 AM - 11:55 AM	57.7	56.8	02:30 PM - 02:35 PM	59.5	58.4
09:15 AM - 09:20 AM	58.3	57.4	11:55 AM - 12:00 PM	56.9	55.9	02:35 PM - 02:40 PM	60.0	58.7
09:20 AM - 09:25 AM	58.2	57.1	12:00 PM - 12:05 PM	56.7	56.1	02:40 PM - 02:45 PM	59.0	58.1
09:25 AM - 09:30 AM	56.8	55.8	12:05 PM - 12:10 PM	56.9	55.9	02:45 PM - 02:50 PM	59.6	58.6
09:30 AM - 09:35 AM	57.1	56.2	12:10 PM - 12:15 PM	55.7	54.9	02:50 PM - 02:55 PM	59.5	58.6
09:35 AM - 09:40 AM	58.5	56.4	12:15 PM - 12:20 PM	56.6	55.8	02:55 PM - 03:00 PM	59.0	58.1

The above results are valid only for the analyzed/tested sample(s) as indicated in this report. No part of this report or certificate may be reproduced in any form without written consent from the Laboratory. ALS Laboratory Group (Thailand) strongly recommends that this report is not reproduced except in full.

Approved by

Sarayuth Jittrantont
Assistant General Manager



Analysis / Test Report

Client : Gulf NRV2 Co., Ltd.
789 Moo 6, T. Nongraveing, A. Muang, Nakhonratchasima Thailand 30000
P/O : GNRV2-4211200239
Project Name : Monitoring EIA
Project Location : GNRV2

Lot ID: 22122147
Date Received : Nov 30, 2022
Date Reported : Dec 09, 2022
Report Number : 2509423-1 C11

Page 1 of 3

Sample Number : 22122147-6
Parameter : Noise Level (Leq 5 min)
Location : บริเวณริมรั้วโครงการโรงไฟฟ้าหนองกระเทียม2 ด้านทิศใต้ (GPS 48P 0196368, 1652272)
Measurement Date : Nov 26 - Nov 27, 2022
Measurement by : Sangtawan Natasat
Sound Level meter : Serial No. 885440

Nov 26, 2022 Time	Leq dB(A)	L90 dB(A)	Nov 26, 2022 Time	Leq dB(A)	L90 dB(A)	Nov 26, 2022 Time	Leq dB(A)	L90 dB(A)
03:00 PM - 03:05 PM	58.3	57.0	05:40 PM - 05:45 PM	60.5	59.7	08:20 PM - 08:25 PM	59.2	58.3
03:05 PM - 03:10 PM	57.5	56.6	05:45 PM - 05:50 PM	60.1	59.5	08:25 PM - 08:30 PM	59.0	58.4
03:10 PM - 03:15 PM	58.3	56.3	05:50 PM - 05:55 PM	60.1	59.6	08:30 PM - 08:35 PM	59.1	58.6
03:15 PM - 03:20 PM	64.1	61.3	05:55 PM - 06:00 PM	58.8	57.9	08:35 PM - 08:40 PM	58.9	58.3
03:20 PM - 03:25 PM	63.7	62.4	06:00 PM - 06:05 PM	58.2	57.6	08:40 PM - 08:45 PM	59.1	58.6
03:25 PM - 03:30 PM	65.4	62.5	06:05 PM - 06:10 PM	58.0	57.3	08:45 PM - 08:50 PM	59.8	59.4
03:30 PM - 03:35 PM	65.1	62.9	06:10 PM - 06:15 PM	57.7	57.1	08:50 PM - 08:55 PM	59.5	59.0
03:35 PM - 03:40 PM	60.7	58.6	06:15 PM - 06:20 PM	58.1	57.5	08:55 PM - 09:00 PM	59.7	59.1
03:40 PM - 03:45 PM	59.2	58.6	06:20 PM - 06:25 PM	58.2	57.4	09:00 PM - 09:05 PM	59.4	58.7
03:45 PM - 03:50 PM	59.5	58.7	06:25 PM - 06:30 PM	58.4	57.6	09:05 PM - 09:10 PM	59.2	58.5
03:50 PM - 03:55 PM	59.8	59.2	06:30 PM - 06:35 PM	57.9	57.2	09:10 PM - 09:15 PM	59.0	58.3
03:55 PM - 04:00 PM	59.8	59.1	06:35 PM - 06:40 PM	58.0	57.3	09:15 PM - 09:20 PM	59.4	58.6
04:00 PM - 04:05 PM	59.8	59.1	06:40 PM - 06:45 PM	58.1	57.3	09:20 PM - 09:25 PM	59.2	58.6
04:05 PM - 04:10 PM	59.7	59.1	06:45 PM - 06:50 PM	58.8	58.2	09:25 PM - 09:30 PM	58.9	58.4
04:10 PM - 04:15 PM	59.8	59.1	06:50 PM - 06:55 PM	59.3	58.5	09:30 PM - 09:35 PM	59.4	58.7
04:15 PM - 04:20 PM	59.6	59.0	06:55 PM - 07:00 PM	59.4	58.7	09:35 PM - 09:40 PM	59.2	58.6
04:20 PM - 04:25 PM	59.5	58.9	07:00 PM - 07:05 PM	59.6	58.9	09:40 PM - 09:45 PM	59.3	58.7
04:25 PM - 04:30 PM	59.0	58.4	07:05 PM - 07:10 PM	59.3	58.6	09:45 PM - 09:50 PM	58.9	58.4
04:30 PM - 04:35 PM	58.8	57.9	07:10 PM - 07:15 PM	59.9	59.0	09:50 PM - 09:55 PM	58.6	57.9
04:35 PM - 04:40 PM	58.3	57.6	07:15 PM - 07:20 PM	59.5	58.9	09:55 PM - 10:00 PM	58.5	58.0
04:40 PM - 04:45 PM	58.3	57.7	07:20 PM - 07:25 PM	59.8	59.3	10:00 PM - 10:05 PM	58.2	57.7
04:45 PM - 04:50 PM	58.5	57.9	07:25 PM - 07:30 PM	59.6	59.2	10:05 PM - 10:10 PM	58.1	57.7
04:50 PM - 04:55 PM	58.6	58.1	07:30 PM - 07:35 PM	59.7	59.2	10:10 PM - 10:15 PM	58.3	57.7
04:55 PM - 05:00 PM	58.8	58.1	07:35 PM - 07:40 PM	59.8	59.2	10:15 PM - 10:20 PM	58.1	57.4
05:00 PM - 05:05 PM	59.3	58.4	07:40 PM - 07:45 PM	59.7	59.1	10:20 PM - 10:25 PM	58.4	57.9
05:05 PM - 05:10 PM	60.4	59.4	07:45 PM - 07:50 PM	60.0	59.5	10:25 PM - 10:30 PM	59.0	58.4
05:10 PM - 05:15 PM	60.9	59.6	07:50 PM - 07:55 PM	60.0	59.5	10:30 PM - 10:35 PM	59.3	58.6
05:15 PM - 05:20 PM	60.7	60.1	07:55 PM - 08:00 PM	60.6	59.4	10:35 PM - 10:40 PM	59.5	58.7
05:20 PM - 05:25 PM	60.0	59.3	08:00 PM - 08:05 PM	60.0	59.0	10:40 PM - 10:45 PM	59.5	58.9
05:25 PM - 05:30 PM	59.6	58.8	08:05 PM - 08:10 PM	60.8	60.2	10:45 PM - 10:50 PM	59.5	58.5
05:30 PM - 05:35 PM	60.4	59.3	08:10 PM - 08:15 PM	60.4	59.5	10:50 PM - 10:55 PM	61.8	60.4
05:35 PM - 05:40 PM	60.6	60.1	08:15 PM - 08:20 PM	59.4	58.4	10:55 PM - 11:00 PM	63.0	61.7

Approved by

Sarayuth Jittrantont
Assistant General Manager

The above results are valid only for the analyzed/tested sample(s) as indicated in this report. No part of this report or certificate may be reproduced in any form without written consent from the Laboratory. ALS Laboratory Group (Thailand) strongly recommends that this report is not reproduced except in full.



Analysis / Test Report

Client : Gulf NRV2 Co., Ltd.

789 Moo 6, T. Nongraveing, A. Muang, Nakhonratchasima Thailand 30000

P/O : GNRV2-4211200239

Project Name : Monitoring EIA

Project Location : GNRV2

Lot ID: 22122147

Date Received : Nov 30, 2022

Date Reported : Dec 09, 2022

Report Number : 2509423-1 C11

Page 2 of 3

Sample Number 22122147-6
 Parameter Noise Level (Leq 5 min)
 Location บริเวณริมรั้วโครงการโรงไฟฟ้าหนองกระเทียม2 ด้านทิศใต้ (GPS 48P 0196368, 1652272)
 Measurement Date Nov 26 - Nov 27, 2022
 Measurement by Sangtawan Natasat
 Sound Level meter Serial No. 885440

Nov 26 - Nov 27, 2022	Leq	L90	Nov 27, 2022	Leq	L90	Nov 27, 2022	Leq	L90
Time	dB(A)	dB(A)	Time	dB(A)	dB(A)	Time	dB(A)	dB(A)
11:00 PM - 11:05 PM	63.3	62.9	01:40 AM - 01:45 AM	58.4	57.3	04:20 AM - 04:25 AM	58.5	58.1
11:05 PM - 11:10 PM	62.9	62.4	01:45 AM - 01:50 AM	57.3	56.8	04:25 AM - 04:30 AM	58.9	58.4
11:10 PM - 11:15 PM	62.2	61.3	01:50 AM - 01:55 AM	58.0	57.6	04:30 AM - 04:35 AM	58.4	57.8
11:15 PM - 11:20 PM	60.9	60.5	01:55 AM - 02:00 AM	58.3	57.7	04:35 AM - 04:40 AM	58.5	58.0
11:20 PM - 11:25 PM	60.5	60.2	02:00 AM - 02:05 AM	58.2	57.7	04:40 AM - 04:45 AM	58.4	58.0
11:25 PM - 11:30 PM	59.5	58.0	02:05 AM - 02:10 AM	57.9	57.3	04:45 AM - 04:50 AM	58.5	58.0
11:30 PM - 11:35 PM	58.0	56.8	02:10 AM - 02:15 AM	57.6	56.9	04:50 AM - 04:55 AM	58.9	58.3
11:35 PM - 11:40 PM	56.9	56.4	02:15 AM - 02:20 AM	57.6	56.8	04:55 AM - 05:00 AM	59.0	58.5
11:40 PM - 11:45 PM	57.4	56.8	02:20 AM - 02:25 AM	57.9	57.2	05:00 AM - 05:05 AM	58.9	58.4
11:45 PM - 11:50 PM	57.6	57.1	02:25 AM - 02:30 AM	57.9	57.3	05:05 AM - 05:10 AM	59.0	58.5
11:50 PM - 11:55 PM	57.5	57.1	02:30 AM - 02:35 AM	57.4	56.9	05:10 AM - 05:15 AM	59.7	59.1
11:55 PM - 12:00 AM	56.9	56.5	02:35 AM - 02:40 AM	57.6	57.1	05:15 AM - 05:20 AM	59.7	59.3
12:00 AM - 12:05 AM	57.6	57.1	02:40 AM - 02:45 AM	57.8	57.1	05:20 AM - 05:25 AM	59.8	59.2
12:05 AM - 12:10 AM	58.0	57.5	02:45 AM - 02:50 AM	57.7	57.2	05:25 AM - 05:30 AM	60.0	59.6
12:10 AM - 12:15 AM	58.1	57.4	02:50 AM - 02:55 AM	57.8	56.9	05:30 AM - 05:35 AM	60.1	59.3
12:15 AM - 12:20 AM	58.1	57.3	02:55 AM - 03:00 AM	57.8	57.1	05:35 AM - 05:40 AM	59.7	59.2
12:20 AM - 12:25 AM	57.2	56.7	03:00 AM - 03:05 AM	57.7	56.9	05:40 AM - 05:45 AM	59.2	58.7
12:25 AM - 12:30 AM	57.7	57.2	03:05 AM - 03:10 AM	57.3	56.9	05:45 AM - 05:50 AM	59.5	58.9
12:30 AM - 12:35 AM	57.8	57.2	03:10 AM - 03:15 AM	57.6	57.1	05:50 AM - 05:55 AM	59.8	59.0
12:35 AM - 12:40 AM	58.2	57.3	03:15 AM - 03:20 AM	58.1	57.4	05:55 AM - 06:00 AM	59.3	58.7
12:40 AM - 12:45 AM	58.4	57.8	03:20 AM - 03:25 AM	58.4	57.7	06:00 AM - 06:05 AM	59.3	58.6
12:45 AM - 12:50 AM	57.9	57.2	03:25 AM - 03:30 AM	58.7	58.1	06:05 AM - 06:10 AM	61.9	59.0
12:50 AM - 12:55 AM	58.2	57.4	03:30 AM - 03:35 AM	58.3	57.9	06:10 AM - 06:15 AM	59.3	58.3
12:55 AM - 01:00 AM	58.2	57.7	03:35 AM - 03:40 AM	58.4	58.0	06:15 AM - 06:20 AM	58.8	57.9
01:00 AM - 01:05 AM	58.2	57.5	03:40 AM - 03:45 AM	58.7	58.3	06:20 AM - 06:25 AM	58.3	57.6
01:05 AM - 01:10 AM	58.5	57.8	03:45 AM - 03:50 AM	58.4	58.0	06:25 AM - 06:30 AM	58.3	57.4
01:10 AM - 01:15 AM	58.3	57.7	03:50 AM - 03:55 AM	58.6	58.1	06:30 AM - 06:35 AM	58.7	57.1
01:15 AM - 01:20 AM	58.4	57.8	03:55 AM - 04:00 AM	58.4	58.0	06:35 AM - 06:40 AM	57.5	56.7
01:20 AM - 01:25 AM	58.2	57.6	04:00 AM - 04:05 AM	58.4	58.0	06:40 AM - 06:45 AM	57.9	57.1
01:25 AM - 01:30 AM	57.9	57.2	04:05 AM - 04:10 AM	58.3	57.8	06:45 AM - 06:50 AM	57.6	56.5
01:30 AM - 01:35 AM	58.0	57.4	04:10 AM - 04:15 AM	58.1	57.7	06:50 AM - 06:55 AM	57.2	56.5
01:35 AM - 01:40 AM	58.0	57.3	04:15 AM - 04:20 AM	58.2	57.7	06:55 AM - 07:00 AM	57.4	56.2

The above results are valid only for the analyzed/tested sample(s) as indicated in this report. No part of this report or certificate may be reproduced in any form without written consent from the Laboratory, ALS Laboratory Group (Thailand) strongly recommends that this report is not reproduced except in full.

Approved by

Sarayuth Jittrantont
 Assistant General Manager



Analysis / Test Report

Client : Gulf NRV2 Co., Ltd.

789 Moo 6, T. Nongraveing, A. Muang, Nakhonratchasima Thailand 30000

P/O : GNRV2-4211200239

Project Name : Monitoring EIA

Project Location : GNRV2

Lot ID: 22122147

Date Received : Nov 30, 2022

Date Reported : Dec 09, 2022

Report Number : 2509423-1 C11

Page 3 of 3

Sample Number 22122147-6
 Parameter Noise Level (Leq 5 min)
 Location บริเวณริมรั้วโครงการโรงไฟฟ้าหนองกระเทียม2 ด้านทิศใต้ (GPS 48P 0196368, 1652272)
 Measurement Date Nov 26 - Nov 27, 2022
 Measurement by Sangtawan Natasat
 Sound Level meter Serial No. 885440

Nov 27, 2022 Time	Leq dB(A)	L90 dB(A)	Nov 27, 2022 Time	Leq dB(A)	L90 dB(A)	Nov 27, 2022 Time	Leq dB(A)	L90 dB(A)
07:00 AM - 07:05 AM	57.1	55.8	09:40 AM - 09:45 AM	60.7	58.0	12:20 PM - 12:25 PM	58.2	57.7
07:05 AM - 07:10 AM	56.7	55.8	09:45 AM - 09:50 AM	59.6	58.4	12:25 PM - 12:30 PM	58.6	57.9
07:10 AM - 07:15 AM	56.7	55.6	09:50 AM - 09:55 AM	58.4	57.7	12:30 PM - 12:35 PM	58.2	57.6
07:15 AM - 07:20 AM	56.5	55.6	09:55 AM - 10:00 AM	58.4	57.8	12:35 PM - 12:40 PM	58.8	58.2
07:20 AM - 07:25 AM	56.3	55.5	10:00 AM - 10:05 AM	58.2	57.6	12:40 PM - 12:45 PM	58.8	58.3
07:25 AM - 07:30 AM	56.2	55.2	10:05 AM - 10:10 AM	58.7	58.0	12:45 PM - 12:50 PM	59.0	58.2
07:30 AM - 07:35 AM	56.7	55.6	10:10 AM - 10:15 AM	58.6	57.7	12:50 PM - 12:55 PM	58.2	57.3
07:35 AM - 07:40 AM	56.7	55.6	10:15 AM - 10:20 AM	58.2	57.5	12:55 PM - 01:00 PM	58.0	57.5
07:40 AM - 07:45 AM	56.2	54.8	10:20 AM - 10:25 AM	58.2	57.6	01:00 PM - 01:05 PM	58.3	57.9
07:45 AM - 07:50 AM	57.2	56.2	10:25 AM - 10:30 AM	57.8	57.2	01:05 PM - 01:10 PM	58.7	58.1
07:50 AM - 07:55 AM	57.9	56.9	10:30 AM - 10:35 AM	58.4	57.9	01:10 PM - 01:15 PM	58.5	57.9
07:55 AM - 08:00 AM	62.1	57.7	10:35 AM - 10:40 AM	58.9	58.1	01:15 PM - 01:20 PM	58.6	57.7
08:00 AM - 08:05 AM	59.1	58.3	10:40 AM - 10:45 AM	58.8	57.4	01:20 PM - 01:25 PM	58.0	57.3
08:05 AM - 08:10 AM	58.9	58.3	10:45 AM - 10:50 AM	58.6	58.2	01:25 PM - 01:30 PM	57.6	57.0
08:10 AM - 08:15 AM	58.9	58.3	10:50 AM - 10:55 AM	58.1	57.3	01:30 PM - 01:35 PM	58.4	57.9
08:15 AM - 08:20 AM	58.7	58.2	10:55 AM - 11:00 AM	58.2	57.6	01:35 PM - 01:40 PM	57.8	56.8
08:20 AM - 08:25 AM	58.6	58.1	11:00 AM - 11:05 AM	58.8	58.3	01:40 PM - 01:45 PM	58.3	57.5
08:25 AM - 08:30 AM	58.6	58.0	11:05 AM - 11:10 AM	58.6	58.1	01:45 PM - 01:50 PM	58.4	57.8
08:30 AM - 08:35 AM	62.4	57.8	11:10 AM - 11:15 AM	59.2	58.7	01:50 PM - 01:55 PM	58.6	57.8
08:35 AM - 08:40 AM	59.2	58.2	11:15 AM - 11:20 AM	58.7	58.0	01:55 PM - 02:00 PM	58.9	58.4
08:40 AM - 08:45 AM	58.3	57.7	11:20 AM - 11:25 AM	58.5	58.0	02:00 PM - 02:05 PM	59.0	58.4
08:45 AM - 08:50 AM	58.8	58.1	11:25 AM - 11:30 AM	58.7	58.2	02:05 PM - 02:10 PM	59.2	58.3
08:50 AM - 08:55 AM	58.4	57.3	11:30 AM - 11:35 AM	59.0	58.6	02:10 PM - 02:15 PM	59.0	58.4
08:55 AM - 09:00 AM	58.4	57.9	11:35 AM - 11:40 AM	59.1	58.7	02:15 PM - 02:20 PM	58.8	58.2
09:00 AM - 09:05 AM	58.7	58.0	11:40 AM - 11:45 AM	59.2	58.7	02:20 PM - 02:25 PM	60.9	58.3
09:05 AM - 09:10 AM	59.0	58.5	11:45 AM - 11:50 AM	59.1	58.4	02:25 PM - 02:30 PM	59.4	58.1
09:10 AM - 09:15 AM	58.7	58.2	11:50 AM - 11:55 AM	58.4	57.7	02:30 PM - 02:35 PM	58.3	57.8
09:15 AM - 09:20 AM	59.0	58.5	11:55 AM - 12:00 PM	58.3	57.8	02:35 PM - 02:40 PM	57.7	57.1
09:20 AM - 09:25 AM	58.8	57.8	12:00 PM - 12:05 PM	58.5	58.0	02:40 PM - 02:45 PM	57.8	57.3
09:25 AM - 09:30 AM	58.4	57.3	12:05 PM - 12:10 PM	57.9	57.2	02:45 PM - 02:50 PM	57.3	56.5
09:30 AM - 09:35 AM	58.5	57.9	12:10 PM - 12:15 PM	58.3	57.5	02:50 PM - 02:55 PM	57.2	56.8
09:35 AM - 09:40 AM	58.8	58.1	12:15 PM - 12:20 PM	57.2	56.7	02:55 PM - 03:00 PM	57.5	56.8

The above results are valid only for the analyzed/tested sample(s) as indicated in this report. No part of this report or certificate may be reproduced in any form without written consent from the Laboratory. ALS Laboratory Group (Thailand) strongly recommends that this report is not reproduced except in full.

Approved by

Sarayuth Jittrantont
Assistant General Manager



Analysis / Test Report

Client : Gulf NRV2 Co., Ltd.

789 Moo 6, T. Nongraveing, A. Muang, Nakhonratchasima Thailand 30000

P/O : GNRV2-4211200239

Project Name : Monitoring EIA

Project Location : GNRV2

Lot ID: 22122147

Date Received : Nov 30, 2022

Date Reported : Dec 09, 2022

Report Number : 2509424-1 C11

Page 1 of 3

Sample Number 22122147-7
Parameter Noise Level (Leq 5 min)
Location บริเวณริมรั้วโครงการโรงไฟฟ้าหนองกระเทียม2 ด้านทิศใต้ (GPS 48P 0196368, 1652272)
Measurement Date Nov 27 - Nov 28, 2022
Measurement by Sangtawan Natasat
Sound Level meter Serial No. 885440

Nov 27, 2022	Leq	L90	Nov 27, 2022	Leq	L90	Nov 27, 2022	Leq	L90
Time	dB(A)	dB(A)	Time	dB(A)	dB(A)	Time	dB(A)	dB(A)
03:00 PM - 03:05 PM	57.6	57.0	05:40 PM - 05:45 PM	61.1	60.7	08:20 PM - 08:25 PM	59.2	58.6
03:05 PM - 03:10 PM	57.5	56.9	05:45 PM - 05:50 PM	60.9	60.3	08:25 PM - 08:30 PM	58.6	58.1
03:10 PM - 03:15 PM	57.4	56.8	05:50 PM - 05:55 PM	60.2	59.6	08:30 PM - 08:35 PM	58.5	58.1
03:15 PM - 03:20 PM	57.4	57.0	05:55 PM - 06:00 PM	59.4	58.9	08:35 PM - 08:40 PM	58.4	57.9
03:20 PM - 03:25 PM	57.7	57.1	06:00 PM - 06:05 PM	58.8	58.4	08:40 PM - 08:45 PM	58.4	57.9
03:25 PM - 03:30 PM	57.9	57.3	06:05 PM - 06:10 PM	58.6	58.2	08:45 PM - 08:50 PM	58.3	57.8
03:30 PM - 03:35 PM	57.7	57.0	06:10 PM - 06:15 PM	58.2	57.7	08:50 PM - 08:55 PM	58.1	57.7
03:35 PM - 03:40 PM	57.7	57.1	06:15 PM - 06:20 PM	58.2	57.8	08:55 PM - 09:00 PM	58.1	57.6
03:40 PM - 03:45 PM	57.9	56.8	06:20 PM - 06:25 PM	58.2	57.5	09:00 PM - 09:05 PM	58.1	57.6
03:45 PM - 03:50 PM	57.2	56.4	06:25 PM - 06:30 PM	57.7	57.2	09:05 PM - 09:10 PM	58.8	57.7
03:50 PM - 03:55 PM	57.0	56.2	06:30 PM - 06:35 PM	57.9	57.4	09:10 PM - 09:15 PM	58.9	58.0
03:55 PM - 04:00 PM	57.5	56.3	06:35 PM - 06:40 PM	58.4	57.7	09:15 PM - 09:20 PM	59.2	58.2
04:00 PM - 04:05 PM	59.5	56.2	06:40 PM - 06:45 PM	58.1	57.5	09:20 PM - 09:25 PM	60.2	59.1
04:05 PM - 04:10 PM	57.4	56.2	06:45 PM - 06:50 PM	58.1	57.5	09:25 PM - 09:30 PM	61.1	59.3
04:10 PM - 04:15 PM	57.4	56.4	06:50 PM - 06:55 PM	58.0	57.4	09:30 PM - 09:35 PM	59.5	57.7
04:15 PM - 04:20 PM	57.0	56.2	06:55 PM - 07:00 PM	58.0	57.5	09:35 PM - 09:40 PM	58.4	57.3
04:20 PM - 04:25 PM	56.8	56.0	07:00 PM - 07:05 PM	57.8	57.3	09:40 PM - 09:45 PM	58.6	57.5
04:25 PM - 04:30 PM	57.0	56.2	07:05 PM - 07:10 PM	57.9	57.3	09:45 PM - 09:50 PM	57.7	56.6
04:30 PM - 04:35 PM	57.2	56.2	07:10 PM - 07:15 PM	57.5	56.9	09:50 PM - 09:55 PM	57.1	56.0
04:35 PM - 04:40 PM	57.8	57.0	07:15 PM - 07:20 PM	57.3	56.8	09:55 PM - 10:00 PM	57.0	56.0
04:40 PM - 04:45 PM	58.4	57.5	07:20 PM - 07:25 PM	57.8	57.3	10:00 PM - 10:05 PM	56.7	55.9
04:45 PM - 04:50 PM	59.2	58.3	07:25 PM - 07:30 PM	58.5	58.0	10:05 PM - 10:10 PM	56.6	55.7
04:50 PM - 04:55 PM	59.2	58.5	07:30 PM - 07:35 PM	58.3	57.8	10:10 PM - 10:15 PM	56.7	55.8
04:55 PM - 05:00 PM	61.0	60.5	07:35 PM - 07:40 PM	58.1	57.5	10:15 PM - 10:20 PM	57.3	56.2
05:00 PM - 05:05 PM	61.3	60.8	07:40 PM - 07:45 PM	58.0	57.5	10:20 PM - 10:25 PM	57.0	56.1
05:05 PM - 05:10 PM	63.1	61.9	07:45 PM - 07:50 PM	58.0	57.5	10:25 PM - 10:30 PM	57.1	56.0
05:10 PM - 05:15 PM	62.9	61.9	07:50 PM - 07:55 PM	59.1	58.0	10:30 PM - 10:35 PM	57.5	56.3
05:15 PM - 05:20 PM	62.8	62.0	07:55 PM - 08:00 PM	58.6	58.1	10:35 PM - 10:40 PM	56.9	55.7
05:20 PM - 05:25 PM	62.0	61.4	08:00 PM - 08:05 PM	58.3	57.7	10:40 PM - 10:45 PM	56.9	56.0
05:25 PM - 05:30 PM	62.1	60.4	08:05 PM - 08:10 PM	58.0	57.5	10:45 PM - 10:50 PM	57.3	56.3
05:30 PM - 05:35 PM	61.0	60.5	08:10 PM - 08:15 PM	59.0	58.4	10:50 PM - 10:55 PM	57.3	56.3
05:35 PM - 05:40 PM	61.1	60.7	08:15 PM - 08:20 PM	59.8	58.9	10:55 PM - 11:00 PM	57.7	56.8

The above results are valid only for the analyzed/tested sample(s) as indicated in this report. No part of this report or certificate may be reproduced in any form without written consent from the Laboratory. ALS Laboratory Group (Thailand) strongly recommends that this report is not reproduced except in full.

Approved by

Sarayuth Jittrantont
Assistant General Manager



Analysis / Test Report

Client : Gulf NRV2 Co., Ltd.

789 Moo 6, T. Nongraveing, A. Muang, Nakhonratchasima Thailand 30000

P/O : GNRV2-4211200239

Project Name : Monitoring EIA

Project Location : GNRV2

Lot ID: 22122147

Date Received : Nov 30, 2022

Date Reported : Dec 09, 2022

Report Number : 2509424-1 C11

Page 2 of 3

Sample Number 22122147-7
 Parameter Noise Level (Leq 5 min)
 Location บริเวณริมรั้วโครงการโรงไฟฟ้าหนองกระเทียม 2 ด้านทิศใต้ (GPS 48P 0196368, 1652272)
 Measurement Date Nov 27 - Nov 28, 2022
 Measurement by Sangtawan Natasat
 Sound Level meter Serial No. 885440

Nov 27 - Nov 28, 2022	Leq	L90	Nov 28, 2022	Leq	L90	Nov 28, 2022	Leq	L90
Time	dB(A)	dB(A)	Time	dB(A)	dB(A)	Time	dB(A)	dB(A)
11:00 PM - 11:05 PM	58.5	57.5	01:40 AM - 01:45 AM	57.0	56.3	04:20 AM - 04:25 AM	59.1	58.5
11:05 PM - 11:10 PM	58.5	57.5	01:45 AM - 01:50 AM	57.3	56.5	04:25 AM - 04:30 AM	59.6	59.0
11:10 PM - 11:15 PM	57.7	56.8	01:50 AM - 01:55 AM	57.3	56.8	04:30 AM - 04:35 AM	59.6	58.9
11:15 PM - 11:20 PM	57.8	57.0	01:55 AM - 02:00 AM	57.1	56.1	04:35 AM - 04:40 AM	59.9	58.9
11:20 PM - 11:25 PM	58.1	57.2	02:00 AM - 02:05 AM	57.2	56.1	04:40 AM - 04:45 AM	60.3	59.5
11:25 PM - 11:30 PM	57.8	56.9	02:05 AM - 02:10 AM	57.4	56.1	04:45 AM - 04:50 AM	60.8	60.1
11:30 PM - 11:35 PM	58.5	57.7	02:10 AM - 02:15 AM	57.9	57.0	04:50 AM - 04:55 AM	60.2	59.6
11:35 PM - 11:40 PM	58.1	57.4	02:15 AM - 02:20 AM	57.9	57.2	04:55 AM - 05:00 AM	60.1	59.2
11:40 PM - 11:45 PM	58.4	57.6	02:20 AM - 02:25 AM	58.0	57.2	05:00 AM - 05:05 AM	59.8	59.1
11:45 PM - 11:50 PM	57.8	56.5	02:25 AM - 02:30 AM	58.4	57.5	05:05 AM - 05:10 AM	60.5	59.7
11:50 PM - 11:55 PM	57.1	56.3	02:30 AM - 02:35 AM	58.2	56.8	05:10 AM - 05:15 AM	60.1	59.0
11:55 PM - 12:00 AM	57.2	56.0	02:35 AM - 02:40 AM	58.3	57.3	05:15 AM - 05:20 AM	60.1	59.3
12:00 AM - 12:05 AM	57.7	56.8	02:40 AM - 02:45 AM	58.4	57.6	05:20 AM - 05:25 AM	59.6	58.9
12:05 AM - 12:10 AM	57.1	56.2	02:45 AM - 02:50 AM	57.7	56.6	05:25 AM - 05:30 AM	59.9	58.8
12:10 AM - 12:15 AM	56.7	55.8	02:50 AM - 02:55 AM	58.1	57.4	05:30 AM - 05:35 AM	59.9	59.1
12:15 AM - 12:20 AM	57.4	56.3	02:55 AM - 03:00 AM	57.9	56.7	05:35 AM - 05:40 AM	60.6	59.9
12:20 AM - 12:25 AM	58.2	57.1	03:00 AM - 03:05 AM	58.3	57.1	05:40 AM - 05:45 AM	61.2	59.9
12:25 AM - 12:30 AM	57.6	56.9	03:05 AM - 03:10 AM	57.9	56.8	05:45 AM - 05:50 AM	61.8	59.9
12:30 AM - 12:35 AM	57.5	56.6	03:10 AM - 03:15 AM	57.5	56.0	05:50 AM - 05:55 AM	62.4	60.7
12:35 AM - 12:40 AM	57.3	56.6	03:15 AM - 03:20 AM	57.7	56.5	05:55 AM - 06:00 AM	60.6	59.3
12:40 AM - 12:45 AM	57.6	56.8	03:20 AM - 03:25 AM	58.3	57.1	06:00 AM - 06:05 AM	63.2	58.5
12:45 AM - 12:50 AM	58.0	56.8	03:25 AM - 03:30 AM	57.6	56.6	06:05 AM - 06:10 AM	62.6	58.6
12:50 AM - 12:55 AM	58.2	57.1	03:30 AM - 03:35 AM	58.1	57.3	06:10 AM - 06:15 AM	59.0	57.8
12:55 AM - 01:00 AM	58.6	57.3	03:35 AM - 03:40 AM	57.7	56.8	06:15 AM - 06:20 AM	59.6	58.2
01:00 AM - 01:05 AM	57.7	56.5	03:40 AM - 03:45 AM	59.2	58.1	06:20 AM - 06:25 AM	62.4	58.4
01:05 AM - 01:10 AM	57.8	57.1	03:45 AM - 03:50 AM	58.8	58.0	06:25 AM - 06:30 AM	59.6	58.3
01:10 AM - 01:15 AM	57.3	56.6	03:50 AM - 03:55 AM	58.9	57.8	06:30 AM - 06:35 AM	58.7	57.7
01:15 AM - 01:20 AM	57.6	57.0	03:55 AM - 04:00 AM	58.5	57.7	06:35 AM - 06:40 AM	58.7	57.7
01:20 AM - 01:25 AM	57.4	56.7	04:00 AM - 04:05 AM	58.4	57.4	06:40 AM - 06:45 AM	58.3	57.5
01:25 AM - 01:30 AM	57.3	56.7	04:05 AM - 04:10 AM	58.7	58.0	06:45 AM - 06:50 AM	59.3	57.6
01:30 AM - 01:35 AM	57.4	56.6	04:10 AM - 04:15 AM	59.1	58.4	06:50 AM - 06:55 AM	59.1	58.2
01:35 AM - 01:40 AM	57.6	57.0	04:15 AM - 04:20 AM	60.2	59.4	06:55 AM - 07:00 AM	58.8	57.8

The above results are valid only for the analyzed/tested sample(s) as indicated in this report. No part of this report or certificate may be reproduced in any form without written consent from the Laboratory, ALS Laboratory Group (Thailand) strongly recommends that this report is not reproduced except in full.

Approved by

Sarayuth Jittrantont
Assistant General Manager



Analysis / Test Report

Client : Gulf NRV2 Co., Ltd.

789 Moo 6, T. Nongraveing, A. Muang, Nakhonratchasima Thailand 30000

P/O : GNRV2-4211200239

Project Name : Monitoring EIA

Project Location : GNRV2

Lot ID: 22122147

Date Received : Nov 30, 2022

Date Reported : Dec 09, 2022

Report Number : 2509424-1 C11

Page 3 of 3

Sample Number 22122147-7
 Parameter Noise Level (Leq 5 min)
 Location บริเวณริมรั้วโครงการโรงไฟฟ้าหนองกระเทียม2 ด้านทิศใต้ (GPS 48P 0196368, 1652272)
 Measurement Date Nov 27 - Nov 28, 2022
 Measurement by Sangtawan Natasat
 Sound Level meter Serial No. 885440

Nov 28, 2022 Time	Leq dB(A)	L90 dB(A)	Nov 28, 2022 Time	Leq dB(A)	L90 dB(A)	Nov 28, 2022 Time	Leq dB(A)	L90 dB(A)
07:00 AM - 07:05 AM	58.7	57.5	09:40 AM - 09:45 AM	58.5	57.4	12:20 PM - 12:25 PM	57.4	56.2
07:05 AM - 07:10 AM	59.1	58.3	09:45 AM - 09:50 AM	57.8	56.9	12:25 PM - 12:30 PM	57.8	56.1
07:10 AM - 07:15 AM	58.7	57.8	09:50 AM - 09:55 AM	57.4	56.5	12:30 PM - 12:35 PM	58.3	57.6
07:15 AM - 07:20 AM	58.4	57.5	09:55 AM - 10:00 AM	57.2	56.2	12:35 PM - 12:40 PM	58.5	57.8
07:20 AM - 07:25 AM	58.7	57.7	10:00 AM - 10:05 AM	57.8	56.7	12:40 PM - 12:45 PM	59.3	58.4
07:25 AM - 07:30 AM	58.8	57.3	10:05 AM - 10:10 AM	58.7	56.4	12:45 PM - 12:50 PM	58.9	58.2
07:30 AM - 07:35 AM	59.9	58.6	10:10 AM - 10:15 AM	58.5	55.7	12:50 PM - 12:55 PM	59.3	58.6
07:35 AM - 07:40 AM	60.6	59.5	10:15 AM - 10:20 AM	56.4	55.5	12:55 PM - 01:00 PM	59.5	57.6
07:40 AM - 07:45 AM	60.7	59.6	10:20 AM - 10:25 AM	57.1	56.0	01:00 PM - 01:05 PM	58.2	56.9
07:45 AM - 07:50 AM	60.4	59.2	10:25 AM - 10:30 AM	56.8	55.8	01:05 PM - 01:10 PM	56.7	55.8
07:50 AM - 07:55 AM	61.3	59.9	10:30 AM - 10:35 AM	56.6	55.4	01:10 PM - 01:15 PM	57.5	56.5
07:55 AM - 08:00 AM	60.4	59.2	10:35 AM - 10:40 AM	58.2	56.3	01:15 PM - 01:20 PM	58.3	56.7
08:00 AM - 08:05 AM	60.6	59.3	10:40 AM - 10:45 AM	57.1	56.0	01:20 PM - 01:25 PM	57.8	57.1
08:05 AM - 08:10 AM	60.1	58.9	10:45 AM - 10:50 AM	57.7	56.4	01:25 PM - 01:30 PM	58.3	57.5
08:10 AM - 08:15 AM	64.0	58.8	10:50 AM - 10:55 AM	58.0	57.0	01:30 PM - 01:35 PM	59.5	57.7
08:15 AM - 08:20 AM	60.7	59.0	10:55 AM - 11:00 AM	58.3	57.2	01:35 PM - 01:40 PM	58.8	57.7
08:20 AM - 08:25 AM	66.9	59.2	11:00 AM - 11:05 AM	58.4	57.3	01:40 PM - 01:45 PM	59.3	57.8
08:25 AM - 08:30 AM	59.5	58.4	11:05 AM - 11:10 AM	58.3	57.5	01:45 PM - 01:50 PM	57.0	56.1
08:30 AM - 08:35 AM	59.5	58.4	11:10 AM - 11:15 AM	57.9	57.0	01:50 PM - 01:55 PM	57.8	56.7
08:35 AM - 08:40 AM	59.8	58.1	11:15 AM - 11:20 AM	58.4	57.0	01:55 PM - 02:00 PM	57.7	56.6
08:40 AM - 08:45 AM	59.1	57.5	11:20 AM - 11:25 AM	57.6	56.5	02:00 PM - 02:05 PM	58.0	56.8
08:45 AM - 08:50 AM	58.1	57.2	11:25 AM - 11:30 AM	57.4	56.1	02:05 PM - 02:10 PM	57.5	56.7
08:50 AM - 08:55 AM	58.9	57.7	11:30 AM - 11:35 AM	56.8	56.0	02:10 PM - 02:15 PM	57.9	57.0
08:55 AM - 09:00 AM	59.3	58.2	11:35 AM - 11:40 AM	56.1	55.2	02:15 PM - 02:20 PM	57.8	56.4
09:00 AM - 09:05 AM	58.7	57.7	11:40 AM - 11:45 AM	56.2	55.1	02:20 PM - 02:25 PM	57.5	56.1
09:05 AM - 09:10 AM	58.4	57.0	11:45 AM - 11:50 AM	56.7	55.7	02:25 PM - 02:30 PM	57.1	55.8
09:10 AM - 09:15 AM	58.1	56.9	11:50 AM - 11:55 AM	55.8	54.7	02:30 PM - 02:35 PM	58.4	57.3
09:15 AM - 09:20 AM	58.4	57.3	11:55 AM - 12:00 PM	54.8	53.5	02:35 PM - 02:40 PM	57.9	56.7
09:20 AM - 09:25 AM	58.2	57.2	12:00 PM - 12:05 PM	57.7	54.5	02:40 PM - 02:45 PM	59.2	57.3
09:25 AM - 09:30 AM	57.5	56.7	12:05 PM - 12:10 PM	56.3	55.2	02:45 PM - 02:50 PM	58.2	56.9
09:30 AM - 09:35 AM	58.4	57.1	12:10 PM - 12:15 PM	56.0	55.1	02:50 PM - 02:55 PM	57.3	56.4
09:35 AM - 09:40 AM	58.2	57.1	12:15 PM - 12:20 PM	56.0	54.8	02:55 PM - 03:00 PM	57.6	56.9

The above results are valid only for the analyzed/tested sample(s) as indicated in this report. No part of this report or certificate may be reproduced in any form without written consent from the Laboratory. ALS Laboratory Group (Thailand) strongly recommends that this report is not reproduced except in full.

Approved by

Sarayuth Jittrantont
Assistant General Manager



Analysis / Test Report

Client : Gulf NRV2 Co., Ltd.

789 Moo 6, T. Nongraveing, A. Muang, Nakhonratchasima Thailand 30000

P/O : GNRV2-4211200239

Project Name : Monitoring EIA

Project Location : GNRV2

Lot ID: 22122147

Date Received : Nov 30, 2022

Date Reported : Dec 09, 2022

Report Number : 2509425-1 C11

Page 1 of 3

Sample Number 22122147-8
Parameter Noise Level (Leq 5 min)
Location ชุมชนด้านทิศตะวันตกของโครงการโรงไฟฟ้าหนองกระเรียง 2 (GPS 48P 0194661, 1653152)
Measurement Date Nov 21 - Nov 22, 2022
Measurement by Sangtawan Natasat
Sound Level meter Serial No. 998162

Nov 21, 2022	Leq	L90	Nov 21, 2022	Leq	L90	Nov 21, 2022	Leq	L90
Time	dB(A)	dB(A)	Time	dB(A)	dB(A)	Time	dB(A)	dB(A)
02:00 PM - 02:05 PM	53.0	46.3	04:40 PM - 04:45 PM	51.4	40.1	07:20 PM - 07:25 PM	47.2	44.1
02:05 PM - 02:10 PM	49.5	38.8	04:45 PM - 04:50 PM	49.6	39.1	07:25 PM - 07:30 PM	49.6	43.8
02:10 PM - 02:15 PM	43.8	39.5	04:50 PM - 04:55 PM	45.5	39.8	07:30 PM - 07:35 PM	47.2	43.6
02:15 PM - 02:20 PM	43.7	39.9	04:55 PM - 05:00 PM	45.4	40.4	07:35 PM - 07:40 PM	45.2	43.6
02:20 PM - 02:25 PM	50.3	41.0	05:00 PM - 05:05 PM	47.1	42.6	07:40 PM - 07:45 PM	46.7	43.9
02:25 PM - 02:30 PM	43.7	40.6	05:05 PM - 05:10 PM	46.2	42.3	07:45 PM - 07:50 PM	45.9	44.1
02:30 PM - 02:35 PM	44.2	40.9	05:10 PM - 05:15 PM	49.4	43.3	07:50 PM - 07:55 PM	47.3	43.6
02:35 PM - 02:40 PM	44.9	40.1	05:15 PM - 05:20 PM	47.9	44.0	07:55 PM - 08:00 PM	45.3	43.5
02:40 PM - 02:45 PM	46.6	40.8	05:20 PM - 05:25 PM	48.4	43.2	08:00 PM - 08:05 PM	47.0	44.3
02:45 PM - 02:50 PM	49.7	41.1	05:25 PM - 05:30 PM	47.6	42.3	08:05 PM - 08:10 PM	48.0	44.2
02:50 PM - 02:55 PM	51.4	39.4	05:30 PM - 05:35 PM	52.2	41.8	08:10 PM - 08:15 PM	48.4	44.0
02:55 PM - 03:00 PM	42.2	37.8	05:35 PM - 05:40 PM	52.1	42.3	08:15 PM - 08:20 PM	45.2	43.4
03:00 PM - 03:05 PM	44.6	38.1	05:40 PM - 05:45 PM	46.5	41.5	08:20 PM - 08:25 PM	45.6	42.8
03:05 PM - 03:10 PM	44.2	37.3	05:45 PM - 05:50 PM	46.2	41.6	08:25 PM - 08:30 PM	45.8	42.5
03:10 PM - 03:15 PM	49.7	39.2	05:50 PM - 05:55 PM	50.1	42.5	08:30 PM - 08:35 PM	46.1	42.6
03:15 PM - 03:20 PM	46.2	38.1	05:55 PM - 06:00 PM	53.0	42.7	08:35 PM - 08:40 PM	44.0	42.3
03:20 PM - 03:25 PM	53.4	36.9	06:00 PM - 06:05 PM	46.6	43.4	08:40 PM - 08:45 PM	45.6	42.5
03:25 PM - 03:30 PM	58.5	41.8	06:05 PM - 06:10 PM	47.8	44.8	08:45 PM - 08:50 PM	46.5	42.5
03:30 PM - 03:35 PM	51.9	38.8	06:10 PM - 06:15 PM	46.6	43.9	08:50 PM - 08:55 PM	48.0	42.6
03:35 PM - 03:40 PM	49.7	40.1	06:15 PM - 06:20 PM	47.5	44.1	08:55 PM - 09:00 PM	46.0	42.3
03:40 PM - 03:45 PM	46.2	37.8	06:20 PM - 06:25 PM	49.4	44.5	09:00 PM - 09:05 PM	51.0	42.3
03:45 PM - 03:50 PM	40.8	36.7	06:25 PM - 06:30 PM	50.1	43.8	09:05 PM - 09:10 PM	46.0	43.0
03:50 PM - 03:55 PM	44.7	37.0	06:30 PM - 06:35 PM	53.4	45.9	09:10 PM - 09:15 PM	45.2	42.5
03:55 PM - 04:00 PM	50.2	38.0	06:35 PM - 06:40 PM	53.1	48.9	09:15 PM - 09:20 PM	44.0	42.6
04:00 PM - 04:05 PM	45.2	38.3	06:40 PM - 06:45 PM	54.3	53.0	09:20 PM - 09:25 PM	44.9	42.5
04:05 PM - 04:10 PM	50.1	39.9	06:45 PM - 06:50 PM	46.9	44.9	09:25 PM - 09:30 PM	45.9	42.5
04:10 PM - 04:15 PM	42.9	39.0	06:50 PM - 06:55 PM	46.9	44.8	09:30 PM - 09:35 PM	44.5	42.0
04:15 PM - 04:20 PM	51.0	39.9	06:55 PM - 07:00 PM	46.5	44.8	09:35 PM - 09:40 PM	43.7	42.1
04:20 PM - 04:25 PM	48.9	40.9	07:00 PM - 07:05 PM	46.4	44.3	09:40 PM - 09:45 PM	43.0	42.0
04:25 PM - 04:30 PM	47.1	39.9	07:05 PM - 07:10 PM	48.0	45.0	09:45 PM - 09:50 PM	43.5	42.5
04:30 PM - 04:35 PM	45.2	38.6	07:10 PM - 07:15 PM	46.5	44.6	09:50 PM - 09:55 PM	43.3	41.9
04:35 PM - 04:40 PM	48.1	40.2	07:15 PM - 07:20 PM	47.8	44.2	09:55 PM - 10:00 PM	42.4	41.3

The above results are valid only for the analyzed/tested sample(s) as indicated in this report. No part of this report or certificate may be reproduced in any form without written consent from the Laboratory. ALS Laboratory Group (Thailand) strongly recommends that this report is not reproduced except in full.

Approved by

Sarayuth Jittrantont
Assistant General Manager



Analysis / Test Report

Client : Gulf NRV2 Co., Ltd.

789 Moo 6, T. Nongraveing, A. Muang, Nakhonratchasima Thailand 30000

P/O : GNRV2-4211200239

Project Name : Monitoring EIA

Project Location : GNRV2

Lot ID: 22122147

Date Received : Nov 30, 2022

Date Reported : Dec 09, 2022

Report Number : 2509425-1 C11

Page 2 of 3

Sample Number 22122147-8
 Parameter Noise Level (Leq 5 min)
 Location ชุมชนด้านทิศตะวันตกของโครงการโรงไฟฟ้าหนองระเรียง 2 (GPS 48P 0194661, 1653152)
 Measurement Date Nov 21 - Nov 22, 2022
 Measurement by Sangtawan Natasat
 Sound Level meter Serial No. 998162

Nov 21 - Nov 22, 2022	Leq	L90	Nov 22, 2022	Leq	L90	Nov 22, 2022	Leq	L90
Time	dB(A)	dB(A)	Time	dB(A)	dB(A)	Time	dB(A)	dB(A)
10:00 PM - 10:05 PM	42.6	40.9	12:40 AM - 12:45 AM	41.2	39.9	03:20 AM - 03:25 AM	45.2	44.1
10:05 PM - 10:10 PM	42.8	40.7	12:45 AM - 12:50 AM	41.3	39.8	03:25 AM - 03:30 AM	45.3	44.2
10:10 PM - 10:15 PM	43.0	41.5	12:50 AM - 12:55 AM	41.8	40.0	03:30 AM - 03:35 AM	44.8	41.6
10:15 PM - 10:20 PM	43.0	41.5	12:55 AM - 01:00 AM	44.0	40.2	03:35 AM - 03:40 AM	41.1	39.5
10:20 PM - 10:25 PM	43.0	41.6	01:00 AM - 01:05 AM	46.7	43.1	03:40 AM - 03:45 AM	41.2	39.8
10:25 PM - 10:30 PM	43.0	41.9	01:05 AM - 01:10 AM	43.3	40.9	03:45 AM - 03:50 AM	40.9	39.3
10:30 PM - 10:35 PM	42.6	41.4	01:10 AM - 01:15 AM	40.8	39.5	03:50 AM - 03:55 AM	44.3	40.3
10:35 PM - 10:40 PM	43.9	43.0	01:15 AM - 01:20 AM	40.8	39.3	03:55 AM - 04:00 AM	44.8	39.6
10:40 PM - 10:45 PM	44.4	43.3	01:20 AM - 01:25 AM	46.6	40.5	04:00 AM - 04:05 AM	41.1	39.3
10:45 PM - 10:50 PM	45.1	44.0	01:25 AM - 01:30 AM	41.8	39.7	04:05 AM - 04:10 AM	41.1	39.5
10:50 PM - 10:55 PM	44.7	43.2	01:30 AM - 01:35 AM	40.7	39.6	04:10 AM - 04:15 AM	41.4	39.4
10:55 PM - 11:00 PM	43.8	42.0	01:35 AM - 01:40 AM	40.4	39.1	04:15 AM - 04:20 AM	42.2	39.4
11:00 PM - 11:05 PM	42.8	41.2	01:40 AM - 01:45 AM	39.7	38.5	04:20 AM - 04:25 AM	40.3	38.2
11:05 PM - 11:10 PM	42.6	40.9	01:45 AM - 01:50 AM	40.3	39.0	04:25 AM - 04:30 AM	43.4	38.3
11:10 PM - 11:15 PM	43.4	41.7	01:50 AM - 01:55 AM	41.1	39.2	04:30 AM - 04:35 AM	40.7	39.0
11:15 PM - 11:20 PM	43.3	41.1	01:55 AM - 02:00 AM	40.7	39.4	04:35 AM - 04:40 AM	41.3	39.5
11:20 PM - 11:25 PM	42.2	41.0	02:00 AM - 02:05 AM	43.7	39.5	04:40 AM - 04:45 AM	41.2	39.5
11:25 PM - 11:30 PM	43.9	41.0	02:05 AM - 02:10 AM	45.2	44.0	04:45 AM - 04:50 AM	41.3	40.0
11:30 PM - 11:35 PM	41.7	40.5	02:10 AM - 02:15 AM	43.5	39.4	04:50 AM - 04:55 AM	41.2	40.2
11:35 PM - 11:40 PM	42.0	40.6	02:15 AM - 02:20 AM	42.9	41.4	04:55 AM - 05:00 AM	41.8	40.2
11:40 PM - 11:45 PM	42.4	41.0	02:20 AM - 02:25 AM	42.6	41.7	05:00 AM - 05:05 AM	42.3	40.2
11:45 PM - 11:50 PM	41.5	40.8	02:25 AM - 02:30 AM	42.8	42.0	05:05 AM - 05:10 AM	42.9	40.0
11:50 PM - 11:55 PM	43.2	40.9	02:30 AM - 02:35 AM	43.1	41.9	05:10 AM - 05:15 AM	41.4	39.7
11:55 PM - 12:00 AM	42.0	41.2	02:35 AM - 02:40 AM	43.3	41.8	05:15 AM - 05:20 AM	40.6	39.3
12:00 AM - 12:05 AM	43.4	41.7	02:40 AM - 02:45 AM	44.4	42.0	05:20 AM - 05:25 AM	43.7	39.8
12:05 AM - 12:10 AM	43.9	42.3	02:45 AM - 02:50 AM	45.0	43.9	05:25 AM - 05:30 AM	42.6	39.7
12:10 AM - 12:15 AM	42.9	41.1	02:50 AM - 02:55 AM	45.0	43.9	05:30 AM - 05:35 AM	42.1	39.3
12:15 AM - 12:20 AM	42.6	41.4	02:55 AM - 03:00 AM	45.0	43.7	05:35 AM - 05:40 AM	41.9	39.4
12:20 AM - 12:25 AM	43.9	40.6	03:00 AM - 03:05 AM	45.0	43.9	05:40 AM - 05:45 AM	41.8	39.5
12:25 AM - 12:30 AM	42.5	40.2	03:05 AM - 03:10 AM	44.4	42.7	05:45 AM - 05:50 AM	41.4	39.2
12:30 AM - 12:35 AM	43.2	40.1	03:10 AM - 03:15 AM	44.7	43.6	05:50 AM - 05:55 AM	45.3	40.0
12:35 AM - 12:40 AM	41.1	39.8	03:15 AM - 03:20 AM	45.1	43.9	05:55 AM - 06:00 AM	44.5	41.2

The above results are valid only for the analyzed/tested sample(s) as indicated in this report. No part of this report or certificate may be reproduced in any form without written consent from the Laboratory, ALS Laboratory Group (Thailand) strongly recommends that this report is not reproduced except in full.

Approved by

Sarayuth Jittrantont
Assistant General Manager



Analysis / Test Report

Client : Gulf NRV2 Co., Ltd.

789 Moo 6, T. Nongraveing, A. Muang, Nakhonratchasima Thailand 30000

P/O : GNRV2-4211200239

Project Name : Monitoring EIA

Project Location : GNRV2

Lot ID: 22122147

Date Received : Nov 30, 2022

Date Reported : Dec 09, 2022

Report Number : 2509425-1 C11

Page 3 of 3

Sample Number 22122147-8
 Parameter Noise Level (Leq 5 min)
 Location ชุมชนด้านทิศตะวันตกของโครงการโรงไฟฟ้าหนองระเรียง 2 (GPS 48P 0194661, 1653152)
 Measurement Date Nov 21 - Nov 22, 2022
 Measurement by Sangtawan Natasat
 Sound Level meter Serial No. 998162

Nov 22, 2022 Time	Leq dB(A)	L90 dB(A)	Nov 22, 2022 Time	Leq dB(A)	L90 dB(A)	Nov 22, 2022 Time	Leq dB(A)	L90 dB(A)
06:00 AM - 06:05 AM	46.4	40.3	08:40 AM - 08:45 AM	42.3	38.5	11:20 AM - 11:25 AM	43.0	38.6
06:05 AM - 06:10 AM	49.2	42.1	08:45 AM - 08:50 AM	51.5	40.0	11:25 AM - 11:30 AM	49.9	41.0
06:10 AM - 06:15 AM	46.0	40.8	08:50 AM - 08:55 AM	45.9	38.6	11:30 AM - 11:35 AM	46.8	40.6
06:15 AM - 06:20 AM	48.0	41.3	08:55 AM - 09:00 AM	51.4	38.7	11:35 AM - 11:40 AM	45.1	39.0
06:20 AM - 06:25 AM	53.0	41.0	09:00 AM - 09:05 AM	45.0	36.3	11:40 AM - 11:45 AM	45.8	39.4
06:25 AM - 06:30 AM	47.1	41.0	09:05 AM - 09:10 AM	48.2	37.5	11:45 AM - 11:50 AM	49.3	38.9
06:30 AM - 06:35 AM	48.2	40.9	09:10 AM - 09:15 AM	47.6	36.9	11:50 AM - 11:55 AM	45.9	38.0
06:35 AM - 06:40 AM	50.1	41.3	09:15 AM - 09:20 AM	47.2	38.0	11:55 AM - 12:00 PM	50.9	37.4
06:40 AM - 06:45 AM	48.5	40.1	09:20 AM - 09:25 AM	58.4	39.2	12:00 PM - 12:05 PM	45.1	37.5
06:45 AM - 06:50 AM	47.4	41.0	09:25 AM - 09:30 AM	49.0	38.1	12:05 PM - 12:10 PM	41.8	36.3
06:50 AM - 06:55 AM	46.8	40.4	09:30 AM - 09:35 AM	50.3	37.6	12:10 PM - 12:15 PM	39.4	34.2
06:55 AM - 07:00 AM	48.4	43.1	09:35 AM - 09:40 AM	52.7	37.3	12:15 PM - 12:20 PM	43.4	34.6
07:00 AM - 07:05 AM	48.8	42.5	09:40 AM - 09:45 AM	46.3	36.5	12:20 PM - 12:25 PM	46.1	38.8
07:05 AM - 07:10 AM	49.9	41.8	09:45 AM - 09:50 AM	45.6	36.6	12:25 PM - 12:30 PM	44.3	38.3
07:10 AM - 07:15 AM	47.9	43.4	09:50 AM - 09:55 AM	50.3	37.2	12:30 PM - 12:35 PM	40.9	37.0
07:15 AM - 07:20 AM	50.2	42.8	09:55 AM - 10:00 AM	47.3	38.3	12:35 PM - 12:40 PM	50.7	40.4
07:20 AM - 07:25 AM	51.7	42.0	10:00 AM - 10:05 AM	41.9	36.5	12:40 PM - 12:45 PM	46.1	36.5
07:25 AM - 07:30 AM	50.9	44.2	10:05 AM - 10:10 AM	44.2	37.0	12:45 PM - 12:50 PM	42.2	37.7
07:30 AM - 07:35 AM	48.6	43.2	10:10 AM - 10:15 AM	52.5	39.1	12:50 PM - 12:55 PM	47.4	41.6
07:35 AM - 07:40 AM	48.8	41.8	10:15 AM - 10:20 AM	52.5	39.6	12:55 PM - 01:00 PM	56.8	50.3
07:40 AM - 07:45 AM	48.4	41.8	10:20 AM - 10:25 AM	42.7	37.3	01:00 PM - 01:05 PM	42.7	37.7
07:45 AM - 07:50 AM	47.5	41.2	10:25 AM - 10:30 AM	48.1	38.8	01:05 PM - 01:10 PM	39.1	34.1
07:50 AM - 07:55 AM	46.1	38.3	10:30 AM - 10:35 AM	44.8	39.5	01:10 PM - 01:15 PM	44.3	38.3
07:55 AM - 08:00 AM	48.3	40.7	10:35 AM - 10:40 AM	43.9	36.9	01:15 PM - 01:20 PM	44.9	39.1
08:00 AM - 08:05 AM	47.7	39.5	10:40 AM - 10:45 AM	46.8	38.9	01:20 PM - 01:25 PM	43.0	37.8
08:05 AM - 08:10 AM	45.8	38.5	10:45 AM - 10:50 AM	43.8	38.7	01:25 PM - 01:30 PM	50.7	38.0
08:10 AM - 08:15 AM	45.2	39.2	10:50 AM - 10:55 AM	42.2	38.6	01:30 PM - 01:35 PM	45.5	38.7
08:15 AM - 08:20 AM	46.3	40.0	10:55 AM - 11:00 AM	44.9	36.4	01:35 PM - 01:40 PM	40.6	36.1
08:20 AM - 08:25 AM	47.1	40.0	11:00 AM - 11:05 AM	50.2	36.8	01:40 PM - 01:45 PM	48.2	36.9
08:25 AM - 08:30 AM	61.2	40.0	11:05 AM - 11:10 AM	42.7	39.0	01:45 PM - 01:50 PM	44.7	37.4
08:30 AM - 08:35 AM	44.6	37.4	11:10 AM - 11:15 AM	41.0	37.5	01:50 PM - 01:55 PM	44.3	38.6
08:35 AM - 08:40 AM	52.0	40.2	11:15 AM - 11:20 AM	49.6	38.1	01:55 PM - 02:00 PM	49.5	36.0

The above results are valid only for the analyzed/tested sample(s) as indicated in this report. No part of this report or certificate may be reproduced in any form without written consent from the Laboratory. ALS Laboratory Group (Thailand) strongly recommends that this report is not reproduced except in full.

Approved by

Sarayuth Jittrantont
Assistant General Manager



Analysis / Test Report

Client : Gulf NRV2 Co., Ltd.

789 Moo 6, T. Nongraveing, A. Muang, Nakhonratchasima Thailand 30000

P/O : GNRV2-4211200239

Project Name : Monitoring EIA

Project Location : GNRV2

Lot ID: 22122147

Date Received : Nov 30, 2022

Date Reported : Dec 09, 2022

Report Number : 2509426-1 C11

Page 1 of 3

Sample Number 22122147-9
Parameter Noise Level (Leq 5 min)
Location ชุมชนด้านทิศตะวันตกของโครงการโรงไฟฟ้าหนองกระเรียง 2 (GPS 48P 0194661, 1653152)
Measurement Date Nov 22 - Nov 23, 2022
Measurement by Sangtawan Natasat
Sound Level meter Serial No. 998162

Nov 22, 2022	Leq	L90	Nov 22, 2022	Leq	L90	Nov 22, 2022	Leq	L90
Time	dB(A)	dB(A)	Time	dB(A)	dB(A)	Time	dB(A)	dB(A)
02:00 PM - 02:05 PM	44.4	37.1	04:40 PM - 04:45 PM	52.0	39.1	07:20 PM - 07:25 PM	50.5	44.3
02:05 PM - 02:10 PM	45.2	38.6	04:45 PM - 04:50 PM	52.5	37.2	07:25 PM - 07:30 PM	49.0	43.4
02:10 PM - 02:15 PM	51.4	41.5	04:50 PM - 04:55 PM	44.9	37.4	07:30 PM - 07:35 PM	44.7	42.8
02:15 PM - 02:20 PM	48.5	37.7	04:55 PM - 05:00 PM	46.5	37.5	07:35 PM - 07:40 PM	48.6	42.5
02:20 PM - 02:25 PM	42.0	36.8	05:00 PM - 05:05 PM	46.8	41.8	07:40 PM - 07:45 PM	46.0	42.7
02:25 PM - 02:30 PM	44.9	38.7	05:05 PM - 05:10 PM	46.6	41.9	07:45 PM - 07:50 PM	45.6	43.0
02:30 PM - 02:35 PM	46.8	37.9	05:10 PM - 05:15 PM	47.8	41.0	07:50 PM - 07:55 PM	46.3	43.2
02:35 PM - 02:40 PM	47.2	37.3	05:15 PM - 05:20 PM	47.2	41.0	07:55 PM - 08:00 PM	47.9	43.3
02:40 PM - 02:45 PM	40.5	34.9	05:20 PM - 05:25 PM	47.5	41.5	08:00 PM - 08:05 PM	47.8	44.0
02:45 PM - 02:50 PM	45.6	36.3	05:25 PM - 05:30 PM	44.1	40.4	08:05 PM - 08:10 PM	48.2	44.1
02:50 PM - 02:55 PM	46.2	36.0	05:30 PM - 05:35 PM	48.5	40.3	08:10 PM - 08:15 PM	45.7	42.9
02:55 PM - 03:00 PM	44.5	37.2	05:35 PM - 05:40 PM	43.3	38.2	08:15 PM - 08:20 PM	49.3	43.2
03:00 PM - 03:05 PM	48.3	37.4	05:40 PM - 05:45 PM	48.8	40.4	08:20 PM - 08:25 PM	45.1	42.8
03:05 PM - 03:10 PM	49.7	38.0	05:45 PM - 05:50 PM	46.8	41.6	08:25 PM - 08:30 PM	46.4	40.6
03:10 PM - 03:15 PM	43.4	36.2	05:50 PM - 05:55 PM	46.4	40.2	08:30 PM - 08:35 PM	48.9	41.6
03:15 PM - 03:20 PM	51.1	38.6	05:55 PM - 06:00 PM	48.6	39.2	08:35 PM - 08:40 PM	44.9	42.6
03:20 PM - 03:25 PM	43.3	35.8	06:00 PM - 06:05 PM	48.1	42.4	08:40 PM - 08:45 PM	46.8	42.8
03:25 PM - 03:30 PM	44.6	37.8	06:05 PM - 06:10 PM	51.0	42.7	08:45 PM - 08:50 PM	44.3	42.7
03:30 PM - 03:35 PM	48.0	38.5	06:10 PM - 06:15 PM	46.9	43.1	08:50 PM - 08:55 PM	44.1	42.4
03:35 PM - 03:40 PM	48.9	37.9	06:15 PM - 06:20 PM	45.3	42.4	08:55 PM - 09:00 PM	46.5	41.8
03:40 PM - 03:45 PM	45.4	36.5	06:20 PM - 06:25 PM	47.8	43.1	09:00 PM - 09:05 PM	46.0	42.5
03:45 PM - 03:50 PM	43.0	36.1	06:25 PM - 06:30 PM	48.8	44.0	09:05 PM - 09:10 PM	46.4	45.2
03:50 PM - 03:55 PM	51.2	38.1	06:30 PM - 06:35 PM	49.0	43.8	09:10 PM - 09:15 PM	47.1	45.1
03:55 PM - 04:00 PM	48.3	38.0	06:35 PM - 06:40 PM	46.9	45.5	09:15 PM - 09:20 PM	50.2	46.2
04:00 PM - 04:05 PM	50.9	39.9	06:40 PM - 06:45 PM	50.2	45.5	09:20 PM - 09:25 PM	50.6	46.1
04:05 PM - 04:10 PM	43.5	35.8	06:45 PM - 06:50 PM	47.2	45.4	09:25 PM - 09:30 PM	51.8	45.9
04:10 PM - 04:15 PM	45.1	38.5	06:50 PM - 06:55 PM	47.4	42.9	09:30 PM - 09:35 PM	55.8	55.0
04:15 PM - 04:20 PM	43.4	37.1	06:55 PM - 07:00 PM	46.8	41.5	09:35 PM - 09:40 PM	55.3	54.5
04:20 PM - 04:25 PM	44.0	38.2	07:00 PM - 07:05 PM	44.6	43.1	09:40 PM - 09:45 PM	55.5	54.2
04:25 PM - 04:30 PM	48.1	37.6	07:05 PM - 07:10 PM	44.8	43.1	09:45 PM - 09:50 PM	55.4	54.6
04:30 PM - 04:35 PM	53.0	38.8	07:10 PM - 07:15 PM	48.8	43.3	09:50 PM - 09:55 PM	55.9	55.2
04:35 PM - 04:40 PM	43.8	37.0	07:15 PM - 07:20 PM	45.5	43.3	09:55 PM - 10:00 PM	55.8	55.2

The above results are valid only for the analyzed/tested sample(s) as indicated in this report. No part of this report or certificate may be reproduced in any form without written consent from the Laboratory. ALS Laboratory Group (Thailand) strongly recommends that this report is not reproduced except in full.

Approved by

Sarayuth Jittrantont
Assistant General Manager



Analysis / Test Report

Client : Gulf NRV2 Co., Ltd.

789 Moo 6, T. Nongraveing, A. Muang, Nakhonratchasima Thailand 30000

P/O : GNRV2-4211200239

Project Name : Monitoring EIA

Project Location : GNRV2

Lot ID: 22122147

Date Received : Nov 30, 2022

Date Reported : Dec 09, 2022

Report Number : 2509426-1 C11

Page 2 of 3

Sample Number 22122147-9
Parameter Noise Level (Leq 5 min)
Location ชุมชนด้านทิศตะวันตกของโครงการโรงไฟฟ้าหนองระเรียง 2 (GPS 48P 0194661, 1653152)
Measurement Date Nov 22 - Nov 23, 2022
Measurement by Sangtawan Natasat
Sound Level meter Serial No. 998162

Nov 22 - Nov 23, 2022	Leq	L90	Nov 23, 2022	Leq	L90	Nov 23, 2022	Leq	L90
Time	dB(A)	dB(A)	Time	dB(A)	dB(A)	Time	dB(A)	dB(A)
10:00 PM - 10:05 PM	53.9	46.1	12:40 AM - 12:45 AM	41.3	39.3	03:20 AM - 03:25 AM	36.7	35.9
10:05 PM - 10:10 PM	53.7	47.0	12:45 AM - 12:50 AM	40.6	38.8	03:25 AM - 03:30 AM	37.5	36.4
10:10 PM - 10:15 PM	55.5	54.1	12:50 AM - 12:55 AM	39.9	38.6	03:30 AM - 03:35 AM	37.2	36.4
10:15 PM - 10:20 PM	55.5	41.8	12:55 AM - 01:00 AM	43.0	38.3	03:35 AM - 03:40 AM	36.8	36.0
10:20 PM - 10:25 PM	56.5	56.0	01:00 AM - 01:05 AM	39.5	38.4	03:40 AM - 03:45 AM	37.3	36.3
10:25 PM - 10:30 PM	56.5	56.0	01:05 AM - 01:10 AM	40.6	38.7	03:45 AM - 03:50 AM	38.6	37.2
10:30 PM - 10:35 PM	57.9	56.3	01:10 AM - 01:15 AM	37.8	37.1	03:50 AM - 03:55 AM	39.1	37.8
10:35 PM - 10:40 PM	58.1	57.6	01:15 AM - 01:20 AM	39.4	36.8	03:55 AM - 04:00 AM	39.7	37.6
10:40 PM - 10:45 PM	55.0	41.9	01:20 AM - 01:25 AM	37.7	36.6	04:00 AM - 04:05 AM	40.0	37.8
10:45 PM - 10:50 PM	44.5	42.6	01:25 AM - 01:30 AM	40.8	38.1	04:05 AM - 04:10 AM	38.9	36.5
10:50 PM - 10:55 PM	45.8	42.2	01:30 AM - 01:35 AM	40.9	39.0	04:10 AM - 04:15 AM	41.4	37.9
10:55 PM - 11:00 PM	44.6	42.1	01:35 AM - 01:40 AM	39.1	38.2	04:15 AM - 04:20 AM	40.9	38.9
11:00 PM - 11:05 PM	56.8	43.7	01:40 AM - 01:45 AM	39.0	38.3	04:20 AM - 04:25 AM	40.2	37.6
11:05 PM - 11:10 PM	43.3	41.6	01:45 AM - 01:50 AM	38.5	37.8	04:25 AM - 04:30 AM	42.1	37.1
11:10 PM - 11:15 PM	43.2	41.4	01:50 AM - 01:55 AM	39.6	37.0	04:30 AM - 04:35 AM	38.7	37.5
11:15 PM - 11:20 PM	42.3	40.6	01:55 AM - 02:00 AM	37.5	36.8	04:35 AM - 04:40 AM	38.6	37.6
11:20 PM - 11:25 PM	43.2	41.6	02:00 AM - 02:05 AM	38.8	36.8	04:40 AM - 04:45 AM	47.2	37.7
11:25 PM - 11:30 PM	43.7	42.0	02:05 AM - 02:10 AM	38.2	36.8	04:45 AM - 04:50 AM	39.6	38.4
11:30 PM - 11:35 PM	42.8	40.9	02:10 AM - 02:15 AM	43.2	36.4	04:50 AM - 04:55 AM	40.1	38.5
11:35 PM - 11:40 PM	42.9	41.4	02:15 AM - 02:20 AM	38.1	36.8	04:55 AM - 05:00 AM	40.2	38.5
11:40 PM - 11:45 PM	43.2	40.1	02:20 AM - 02:25 AM	37.3	36.0	05:00 AM - 05:05 AM	41.0	39.0
11:45 PM - 11:50 PM	46.8	40.2	02:25 AM - 02:30 AM	37.8	36.7	05:05 AM - 05:10 AM	39.9	38.3
11:50 PM - 11:55 PM	43.0	40.0	02:30 AM - 02:35 AM	37.8	37.1	05:10 AM - 05:15 AM	40.1	38.5
11:55 PM - 12:00 AM	42.0	40.0	02:35 AM - 02:40 AM	37.5	36.8	05:15 AM - 05:20 AM	39.4	38.0
12:00 AM - 12:05 AM	41.6	39.9	02:40 AM - 02:45 AM	37.4	36.4	05:20 AM - 05:25 AM	41.8	37.7
12:05 AM - 12:10 AM	42.9	39.9	02:45 AM - 02:50 AM	41.2	35.7	05:25 AM - 05:30 AM	43.6	37.7
12:10 AM - 12:15 AM	41.0	39.6	02:50 AM - 02:55 AM	41.8	36.1	05:30 AM - 05:35 AM	41.0	38.0
12:15 AM - 12:20 AM	42.6	41.0	02:55 AM - 03:00 AM	37.1	35.9	05:35 AM - 05:40 AM	41.4	38.5
12:20 AM - 12:25 AM	42.3	40.5	03:00 AM - 03:05 AM	36.7	36.0	05:40 AM - 05:45 AM	40.4	38.3
12:25 AM - 12:30 AM	41.6	39.9	03:05 AM - 03:10 AM	37.3	36.5	05:45 AM - 05:50 AM	41.7	38.4
12:30 AM - 12:35 AM	41.6	39.4	03:10 AM - 03:15 AM	37.1	35.9	05:50 AM - 05:55 AM	43.1	38.8
12:35 AM - 12:40 AM	40.7	39.5	03:15 AM - 03:20 AM	36.6	35.8	05:55 AM - 06:00 AM	42.2	39.6

The above results are valid only for the analyzed/tested sample(s) as indicated in this report. No part of this report or certificate may be reproduced in any form without written consent from the Laboratory, ALS Laboratory Group (Thailand) strongly recommends that this report is not reproduced except in full.

Approved by

Sarayuth Jittrantont
Assistant General Manager



Analysis / Test Report

Client : Gulf NRV2 Co., Ltd.

789 Moo 6, T. Nongraveing, A. Muang, Nakhonratchasima Thailand 30000

P/O : GNRV2-4211200239

Project Name : Monitoring EIA

Project Location : GNRV2

Lot ID: 22122147

Date Received : Nov 30, 2022

Date Reported : Dec 09, 2022

Report Number : 2509426-1 C11

Page 3 of 3

Sample Number 22122147-9
 Parameter Noise Level (Leq 5 min)
 Location ชุมชนด้านทิศตะวันตกของโครงการโรงไฟฟ้าหนองระเรียง 2 (GPS 48P 0194661, 1653152)
 Measurement Date Nov 22 - Nov 23, 2022
 Measurement by Sangtawan Natasat
 Sound Level meter Serial No. 998162

Nov 23, 2022 Time	Leq dB(A)	L90 dB(A)	Nov 23, 2022 Time	Leq dB(A)	L90 dB(A)	Nov 23, 2022 Time	Leq dB(A)	L90 dB(A)
06:00 AM - 06:05 AM	47.3	40.8	08:40 AM - 08:45 AM	40.7	35.4	11:20 AM - 11:25 AM	46.7	36.5
06:05 AM - 06:10 AM	44.0	40.5	08:45 AM - 08:50 AM	41.4	35.7	11:25 AM - 11:30 AM	49.1	36.7
06:10 AM - 06:15 AM	47.0	42.3	08:50 AM - 08:55 AM	43.8	35.2	11:30 AM - 11:35 AM	49.6	37.1
06:15 AM - 06:20 AM	50.7	42.0	08:55 AM - 09:00 AM	49.1	38.5	11:35 AM - 11:40 AM	43.4	35.5
06:20 AM - 06:25 AM	49.0	41.6	09:00 AM - 09:05 AM	47.1	39.0	11:40 AM - 11:45 AM	41.6	35.6
06:25 AM - 06:30 AM	47.4	41.6	09:05 AM - 09:10 AM	48.8	39.4	11:45 AM - 11:50 AM	42.1	35.4
06:30 AM - 06:35 AM	49.3	42.8	09:10 AM - 09:15 AM	52.6	38.8	11:50 AM - 11:55 AM	50.9	37.0
06:35 AM - 06:40 AM	49.0	42.4	09:15 AM - 09:20 AM	46.7	38.4	11:55 AM - 12:00 PM	53.8	39.3
06:40 AM - 06:45 AM	46.9	41.2	09:20 AM - 09:25 AM	43.0	36.0	12:00 PM - 12:05 PM	47.7	38.3
06:45 AM - 06:50 AM	48.3	42.4	09:25 AM - 09:30 AM	43.7	38.2	12:05 PM - 12:10 PM	45.8	36.2
06:50 AM - 06:55 AM	45.8	40.8	09:30 AM - 09:35 AM	45.4	39.1	12:10 PM - 12:15 PM	43.5	36.0
06:55 AM - 07:00 AM	52.1	41.1	09:35 AM - 09:40 AM	52.0	39.4	12:15 PM - 12:20 PM	39.0	35.0
07:00 AM - 07:05 AM	54.4	42.2	09:40 AM - 09:45 AM	57.0	39.8	12:20 PM - 12:25 PM	45.4	35.7
07:05 AM - 07:10 AM	55.3	41.5	09:45 AM - 09:50 AM	47.8	38.5	12:25 PM - 12:30 PM	48.4	35.9
07:10 AM - 07:15 AM	58.9	43.2	09:50 AM - 09:55 AM	49.0	41.0	12:30 PM - 12:35 PM	43.6	37.4
07:15 AM - 07:20 AM	58.1	43.7	09:55 AM - 10:00 AM	45.7	39.4	12:35 PM - 12:40 PM	44.1	34.6
07:20 AM - 07:25 AM	54.8	44.2	10:00 AM - 10:05 AM	49.5	40.0	12:40 PM - 12:45 PM	48.2	35.5
07:25 AM - 07:30 AM	48.8	42.9	10:05 AM - 10:10 AM	43.7	35.4	12:45 PM - 12:50 PM	47.7	37.2
07:30 AM - 07:35 AM	48.7	43.0	10:10 AM - 10:15 AM	53.4	39.4	12:50 PM - 12:55 PM	44.1	36.5
07:35 AM - 07:40 AM	51.7	43.9	10:15 AM - 10:20 AM	51.6	36.8	12:55 PM - 01:00 PM	42.6	32.7
07:40 AM - 07:45 AM	48.8	41.3	10:20 AM - 10:25 AM	48.1	39.2	01:00 PM - 01:05 PM	41.1	34.4
07:45 AM - 07:50 AM	46.5	41.7	10:25 AM - 10:30 AM	44.0	37.8	01:05 PM - 01:10 PM	45.5	33.2
07:50 AM - 07:55 AM	51.6	40.2	10:30 AM - 10:35 AM	46.9	36.9	01:10 PM - 01:15 PM	40.8	33.3
07:55 AM - 08:00 AM	43.0	38.7	10:35 AM - 10:40 AM	46.1	38.2	01:15 PM - 01:20 PM	49.4	34.8
08:00 AM - 08:05 AM	50.6	40.9	10:40 AM - 10:45 AM	48.1	36.8	01:20 PM - 01:25 PM	41.3	34.1
08:05 AM - 08:10 AM	46.0	38.8	10:45 AM - 10:50 AM	43.0	33.9	01:25 PM - 01:30 PM	41.8	33.5
08:10 AM - 08:15 AM	47.7	40.3	10:50 AM - 10:55 AM	42.4	36.9	01:30 PM - 01:35 PM	44.0	35.2
08:15 AM - 08:20 AM	46.9	38.9	10:55 AM - 11:00 AM	50.5	38.5	01:35 PM - 01:40 PM	39.8	33.1
08:20 AM - 08:25 AM	48.7	39.7	11:00 AM - 11:05 AM	43.4	36.9	01:40 PM - 01:45 PM	41.7	33.4
08:25 AM - 08:30 AM	46.0	39.6	11:05 AM - 11:10 AM	44.2	35.3	01:45 PM - 01:50 PM	43.2	34.4
08:30 AM - 08:35 AM	45.9	38.0	11:10 AM - 11:15 AM	46.9	36.6	01:50 PM - 01:55 PM	44.9	35.8
08:35 AM - 08:40 AM	43.3	37.1	11:15 AM - 11:20 AM	42.9	35.4	01:55 PM - 02:00 PM	47.0	35.2

The above results are valid only for the analyzed/tested sample(s) as indicated in this report. No part of this report or certificate may be reproduced in any form without written consent from the Laboratory. ALS Laboratory Group (Thailand) strongly recommends that this report is not reproduced except in full.

Approved by

Sarayuth Jittrantont
Assistant General Manager



Analysis / Test Report

Client : Gulf NRV2 Co., Ltd.

789 Moo 6, T. Nongraveing, A. Muang, Nakhonratchasima Thailand 30000

P/O : GNRV2-4211200239

Project Name : Monitoring EIA

Project Location : GNRV2

Lot ID: 22122147

Date Received : Nov 30, 2022

Date Reported : Dec 09, 2022

Report Number : 2509427-1 C11

Page 1 of 3

Sample Number 22122147-10
Parameter Noise Level (Leq 5 min)
Location ชุมชนด้านทิศตะวันตกของโครงการโรงไฟฟ้าหนองกระเทียม 2 (GPS 48P 0194661, 1653152)
Measurement Date Nov 23 - Nov 24, 2022
Measurement by Sangtawan Natasat
Sound Level meter Serial No. 998162

Nov 23, 2022	Leq	L90	Nov 23, 2022	Leq	L90	Nov 23, 2022	Leq	L90
Time	dB(A)	dB(A)	Time	dB(A)	dB(A)	Time	dB(A)	dB(A)
02:00 PM - 02:05 PM	48.7	36.4	04:40 PM - 04:45 PM	48.1	40.2	07:20 PM - 07:25 PM	47.4	41.1
02:05 PM - 02:10 PM	49.6	36.2	04:45 PM - 04:50 PM	46.9	39.6	07:25 PM - 07:30 PM	44.4	40.0
02:10 PM - 02:15 PM	41.1	35.5	04:50 PM - 04:55 PM	48.0	39.1	07:30 PM - 07:35 PM	49.1	40.0
02:15 PM - 02:20 PM	40.6	33.9	04:55 PM - 05:00 PM	48.3	40.6	07:35 PM - 07:40 PM	51.1	39.9
02:20 PM - 02:25 PM	43.4	35.1	05:00 PM - 05:05 PM	48.5	41.0	07:40 PM - 07:45 PM	45.7	39.3
02:25 PM - 02:30 PM	50.8	36.3	05:05 PM - 05:10 PM	49.6	43.8	07:45 PM - 07:50 PM	46.6	39.3
02:30 PM - 02:35 PM	48.8	36.6	05:10 PM - 05:15 PM	47.1	43.4	07:50 PM - 07:55 PM	46.2	39.4
02:35 PM - 02:40 PM	44.0	36.0	05:15 PM - 05:20 PM	43.7	40.7	07:55 PM - 08:00 PM	43.7	39.7
02:40 PM - 02:45 PM	46.1	37.2	05:20 PM - 05:25 PM	46.9	40.6	08:00 PM - 08:05 PM	47.0	42.5
02:45 PM - 02:50 PM	48.1	37.0	05:25 PM - 05:30 PM	47.3	41.3	08:05 PM - 08:10 PM	44.6	40.4
02:50 PM - 02:55 PM	46.3	34.9	05:30 PM - 05:35 PM	45.5	40.5	08:10 PM - 08:15 PM	44.5	40.1
02:55 PM - 03:00 PM	44.3	36.5	05:35 PM - 05:40 PM	47.2	39.2	08:15 PM - 08:20 PM	43.9	40.1
03:00 PM - 03:05 PM	48.9	36.9	05:40 PM - 05:45 PM	46.0	40.5	08:20 PM - 08:25 PM	49.1	39.8
03:05 PM - 03:10 PM	50.7	40.7	05:45 PM - 05:50 PM	43.9	38.7	08:25 PM - 08:30 PM	45.5	39.1
03:10 PM - 03:15 PM	49.2	42.4	05:50 PM - 05:55 PM	47.8	39.6	08:30 PM - 08:35 PM	45.3	39.5
03:15 PM - 03:20 PM	51.6	42.5	05:55 PM - 06:00 PM	46.8	40.1	08:35 PM - 08:40 PM	41.8	39.3
03:20 PM - 03:25 PM	46.5	41.3	06:00 PM - 06:05 PM	51.9	41.3	08:40 PM - 08:45 PM	42.7	39.7
03:25 PM - 03:30 PM	44.3	38.7	06:05 PM - 06:10 PM	45.7	41.6	08:45 PM - 08:50 PM	44.4	39.7
03:30 PM - 03:35 PM	49.1	39.6	06:10 PM - 06:15 PM	47.0	42.1	08:50 PM - 08:55 PM	41.3	39.2
03:35 PM - 03:40 PM	46.2	39.6	06:15 PM - 06:20 PM	47.3	41.4	08:55 PM - 09:00 PM	41.7	39.4
03:40 PM - 03:45 PM	42.6	38.5	06:20 PM - 06:25 PM	50.4	43.1	09:00 PM - 09:05 PM	43.0	39.3
03:45 PM - 03:50 PM	52.3	40.0	06:25 PM - 06:30 PM	45.6	42.3	09:05 PM - 09:10 PM	43.3	39.2
03:50 PM - 03:55 PM	56.8	44.5	06:30 PM - 06:35 PM	46.9	44.9	09:10 PM - 09:15 PM	42.5	39.8
03:55 PM - 04:00 PM	51.3	43.1	06:35 PM - 06:40 PM	47.7	46.8	09:15 PM - 09:20 PM	40.8	38.7
04:00 PM - 04:05 PM	47.0	41.3	06:40 PM - 06:45 PM	48.5	45.7	09:20 PM - 09:25 PM	41.2	38.6
04:05 PM - 04:10 PM	49.2	41.0	06:45 PM - 06:50 PM	49.1	46.0	09:25 PM - 09:30 PM	41.3	38.6
04:10 PM - 04:15 PM	47.4	41.1	06:50 PM - 06:55 PM	48.9	47.6	09:30 PM - 09:35 PM	41.0	39.6
04:15 PM - 04:20 PM	53.4	42.0	06:55 PM - 07:00 PM	48.8	47.3	09:35 PM - 09:40 PM	41.1	39.9
04:20 PM - 04:25 PM	49.8	39.5	07:00 PM - 07:05 PM	48.3	46.1	09:40 PM - 09:45 PM	42.3	39.4
04:25 PM - 04:30 PM	50.1	39.5	07:05 PM - 07:10 PM	47.5	44.0	09:45 PM - 09:50 PM	39.9	38.2
04:30 PM - 04:35 PM	46.8	39.6	07:10 PM - 07:15 PM	47.9	44.2	09:50 PM - 09:55 PM	40.9	38.0
04:35 PM - 04:40 PM	55.4	42.7	07:15 PM - 07:20 PM	47.7	43.1	09:55 PM - 10:00 PM	41.0	38.7

The above results are valid only for the analyzed/tested sample(s) as indicated in this report. No part of this report or certificate may be reproduced in any form without written consent from the Laboratory. ALS Laboratory Group (Thailand) strongly recommends that this report is not reproduced except in full.

Approved by

Sarayuth Jittrantont
Assistant General Manager



Analysis / Test Report

Client : Gulf NRV2 Co., Ltd.

789 Moo 6, T. Nongraveing, A. Muang, Nakhonratchasima Thailand 30000

P/O : GNRV2-4211200239

Project Name : Monitoring EIA

Project Location : GNRV2

Lot ID: 22122147

Date Received : Nov 30, 2022

Date Reported : Dec 09, 2022

Report Number : 2509427-1 C11

Page 2 of 3

Sample Number 22122147-10
Parameter Noise Level (Leq 5 min)
Location ชุมชนด้านทิศตะวันตกของโครงการโรงไฟฟ้าหนองระเรียง 2 (GPS 48P 0194661, 1653152)
Measurement Date Nov 23 - Nov 24, 2022
Measurement by Sangtawan Natasat
Sound Level meter Serial No. 998162

Nov 23 - Nov 24, 2022	Leq	L90	Nov 24, 2022	Leq	L90	Nov 24, 2022	Leq	L90
Time	dB(A)	dB(A)	Time	dB(A)	dB(A)	Time	dB(A)	dB(A)
10:00 PM - 10:05 PM	52.8	38.8	12:40 AM - 12:45 AM	37.3	36.4	03:20 AM - 03:25 AM	47.5	39.1
10:05 PM - 10:10 PM	40.3	38.4	12:45 AM - 12:50 AM	37.9	35.8	03:25 AM - 03:30 AM	51.0	47.2
10:10 PM - 10:15 PM	41.3	38.7	12:50 AM - 12:55 AM	36.5	35.7	03:30 AM - 03:35 AM	49.1	46.9
10:15 PM - 10:20 PM	41.0	38.7	12:55 AM - 01:00 AM	36.8	35.9	03:35 AM - 03:40 AM	44.9	41.8
10:20 PM - 10:25 PM	39.7	38.6	01:00 AM - 01:05 AM	39.3	35.6	03:40 AM - 03:45 AM	45.4	43.4
10:25 PM - 10:30 PM	39.9	38.2	01:05 AM - 01:10 AM	38.0	36.2	03:45 AM - 03:50 AM	46.1	42.4
10:30 PM - 10:35 PM	42.2	38.6	01:10 AM - 01:15 AM	36.4	35.6	03:50 AM - 03:55 AM	41.3	38.4
10:35 PM - 10:40 PM	42.9	38.8	01:15 AM - 01:20 AM	36.7	36.0	03:55 AM - 04:00 AM	43.0	39.8
10:40 PM - 10:45 PM	40.4	38.6	01:20 AM - 01:25 AM	36.6	35.6	04:00 AM - 04:05 AM	43.5	39.2
10:45 PM - 10:50 PM	45.2	38.2	01:25 AM - 01:30 AM	36.7	35.7	04:05 AM - 04:10 AM	39.3	37.7
10:50 PM - 10:55 PM	41.5	38.0	01:30 AM - 01:35 AM	37.4	36.5	04:10 AM - 04:15 AM	44.4	38.5
10:55 PM - 11:00 PM	39.7	38.0	01:35 AM - 01:40 AM	38.5	36.9	04:15 AM - 04:20 AM	41.7	39.0
11:00 PM - 11:05 PM	41.8	38.0	01:40 AM - 01:45 AM	37.4	36.6	04:20 AM - 04:25 AM	40.9	38.7
11:05 PM - 11:10 PM	41.5	38.5	01:45 AM - 01:50 AM	37.6	36.1	04:25 AM - 04:30 AM	39.8	38.3
11:10 PM - 11:15 PM	42.3	38.7	01:50 AM - 01:55 AM	37.6	36.6	04:30 AM - 04:35 AM	41.2	39.8
11:15 PM - 11:20 PM	39.5	37.9	01:55 AM - 02:00 AM	37.4	36.6	04:35 AM - 04:40 AM	41.1	39.6
11:20 PM - 11:25 PM	39.3	37.1	02:00 AM - 02:05 AM	38.8	36.9	04:40 AM - 04:45 AM	41.6	39.9
11:25 PM - 11:30 PM	37.6	36.8	02:05 AM - 02:10 AM	37.9	36.9	04:45 AM - 04:50 AM	43.4	39.4
11:30 PM - 11:35 PM	40.7	36.8	02:10 AM - 02:15 AM	39.6	36.9	04:50 AM - 04:55 AM	41.4	39.7
11:35 PM - 11:40 PM	39.2	37.1	02:15 AM - 02:20 AM	40.0	37.2	04:55 AM - 05:00 AM	40.7	39.4
11:40 PM - 11:45 PM	38.3	36.9	02:20 AM - 02:25 AM	37.4	36.6	05:00 AM - 05:05 AM	48.4	40.0
11:45 PM - 11:50 PM	43.7	36.9	02:25 AM - 02:30 AM	37.0	36.0	05:05 AM - 05:10 AM	41.5	39.8
11:50 PM - 11:55 PM	39.0	36.7	02:30 AM - 02:35 AM	36.8	35.9	05:10 AM - 05:15 AM	43.4	39.3
11:55 PM - 12:00 AM	37.9	36.9	02:35 AM - 02:40 AM	37.3	36.1	05:15 AM - 05:20 AM	41.8	40.4
12:00 AM - 12:05 AM	39.2	37.1	02:40 AM - 02:45 AM	38.2	37.1	05:20 AM - 05:25 AM	44.9	43.2
12:05 AM - 12:10 AM	40.0	37.3	02:45 AM - 02:50 AM	37.3	36.5	05:25 AM - 05:30 AM	48.6	44.1
12:10 AM - 12:15 AM	40.1	37.9	02:50 AM - 02:55 AM	37.0	36.1	05:30 AM - 05:35 AM	49.2	45.8
12:15 AM - 12:20 AM	39.7	37.1	02:55 AM - 03:00 AM	38.1	36.8	05:35 AM - 05:40 AM	50.1	49.0
12:20 AM - 12:25 AM	38.9	36.8	03:00 AM - 03:05 AM	39.8	35.2	05:40 AM - 05:45 AM	46.7	45.0
12:25 AM - 12:30 AM	42.7	38.1	03:05 AM - 03:10 AM	44.6	35.6	05:45 AM - 05:50 AM	45.3	43.4
12:30 AM - 12:35 AM	39.9	37.1	03:10 AM - 03:15 AM	47.4	44.6	05:50 AM - 05:55 AM	50.2	43.7
12:35 AM - 12:40 AM	38.2	36.8	03:15 AM - 03:20 AM	49.1	41.5	05:55 AM - 06:00 AM	58.4	47.2

The above results are valid only for the analyzed/tested sample(s) as indicated in this report. No part of this report or certificate may be reproduced in any form without written consent from the Laboratory, ALS Laboratory Group (Thailand) strongly recommends that this report is not reproduced except in full.

Approved by

Sarayuth Jittrantont
Assistant General Manager



Analysis / Test Report

Client : Gulf NRV2 Co., Ltd.

789 Moo 6, T. Nongraveing, A. Muang, Nakhonratchasima Thailand 30000

P/O : GNRV2-4211200239

Project Name : Monitoring EIA

Project Location : GNRV2

Lot ID: 22122147

Date Received : Nov 30, 2022

Date Reported : Dec 09, 2022

Report Number : 2509427-1 C11

Page 3 of 3

Sample Number 22122147-10
 Parameter Noise Level (Leq 5 min)
 Location ชุมชนด้านทิศตะวันตกของโครงการโรงไฟฟ้าหนองระเรียง 2 (GPS 48P 0194661, 1653152)
 Measurement Date Nov 23 - Nov 24, 2022
 Measurement by Sangtawan Natasat
 Sound Level meter Serial No. 998162

Nov 24, 2022 Time	Leq dB(A)	L90 dB(A)	Nov 24, 2022 Time	Leq dB(A)	L90 dB(A)	Nov 24, 2022 Time	Leq dB(A)	L90 dB(A)
06:00 AM - 06:05 AM	62.2	56.3	08:40 AM - 08:45 AM	46.9	40.6	11:20 AM - 11:25 AM	46.0	37.4
06:05 AM - 06:10 AM	62.6	56.2	08:45 AM - 08:50 AM	45.6	39.2	11:25 AM - 11:30 AM	41.9	37.4
06:10 AM - 06:15 AM	61.0	56.2	08:50 AM - 08:55 AM	48.0	38.9	11:30 AM - 11:35 AM	42.2	35.9
06:15 AM - 06:20 AM	64.0	56.1	08:55 AM - 09:00 AM	49.6	39.4	11:35 AM - 11:40 AM	44.3	36.8
06:20 AM - 06:25 AM	59.7	57.4	09:00 AM - 09:05 AM	44.1	38.0	11:40 AM - 11:45 AM	47.9	38.9
06:25 AM - 06:30 AM	60.8	55.0	09:05 AM - 09:10 AM	47.3	38.8	11:45 AM - 11:50 AM	45.5	41.1
06:30 AM - 06:35 AM	59.3	52.9	09:10 AM - 09:15 AM	46.4	39.3	11:50 AM - 11:55 AM	51.3	41.6
06:35 AM - 06:40 AM	55.2	51.1	09:15 AM - 09:20 AM	47.0	38.3	11:55 AM - 12:00 PM	51.0	40.5
06:40 AM - 06:45 AM	55.9	48.9	09:20 AM - 09:25 AM	47.4	39.3	12:00 PM - 12:05 PM	47.7	37.5
06:45 AM - 06:50 AM	51.6	49.3	09:25 AM - 09:30 AM	48.7	40.0	12:05 PM - 12:10 PM	46.0	39.3
06:50 AM - 06:55 AM	53.8	51.8	09:30 AM - 09:35 AM	44.4	38.7	12:10 PM - 12:15 PM	51.6	38.3
06:55 AM - 07:00 AM	56.9	53.8	09:35 AM - 09:40 AM	44.1	37.2	12:15 PM - 12:20 PM	43.0	36.3
07:00 AM - 07:05 AM	57.2	54.6	09:40 AM - 09:45 AM	49.5	36.7	12:20 PM - 12:25 PM	43.7	36.9
07:05 AM - 07:10 AM	57.4	54.6	09:45 AM - 09:50 AM	45.2	38.0	12:25 PM - 12:30 PM	43.1	35.2
07:10 AM - 07:15 AM	58.9	54.2	09:50 AM - 09:55 AM	46.4	37.0	12:30 PM - 12:35 PM	41.8	36.7
07:15 AM - 07:20 AM	60.9	50.1	09:55 AM - 10:00 AM	44.8	38.4	12:35 PM - 12:40 PM	46.0	36.8
07:20 AM - 07:25 AM	51.6	46.9	10:00 AM - 10:05 AM	49.3	38.1	12:40 PM - 12:45 PM	43.4	34.9
07:25 AM - 07:30 AM	53.9	47.7	10:05 AM - 10:10 AM	55.9	40.6	12:45 PM - 12:50 PM	52.3	35.8
07:30 AM - 07:35 AM	53.2	46.3	10:10 AM - 10:15 AM	46.0	37.0	12:50 PM - 12:55 PM	46.8	38.0
07:35 AM - 07:40 AM	51.4	46.7	10:15 AM - 10:20 AM	45.8	36.9	12:55 PM - 01:00 PM	44.0	36.4
07:40 AM - 07:45 AM	50.1	43.9	10:20 AM - 10:25 AM	41.9	35.9	01:00 PM - 01:05 PM	51.3	36.4
07:45 AM - 07:50 AM	49.7	44.2	10:25 AM - 10:30 AM	43.2	37.8	01:05 PM - 01:10 PM	39.5	35.2
07:50 AM - 07:55 AM	49.6	40.7	10:30 AM - 10:35 AM	42.1	36.5	01:10 PM - 01:15 PM	40.9	36.6
07:55 AM - 08:00 AM	49.4	41.6	10:35 AM - 10:40 AM	41.9	36.9	01:15 PM - 01:20 PM	44.1	35.6
08:00 AM - 08:05 AM	49.8	39.3	10:40 AM - 10:45 AM	48.2	37.5	01:20 PM - 01:25 PM	45.0	37.3
08:05 AM - 08:10 AM	49.9	40.7	10:45 AM - 10:50 AM	40.1	36.0	01:25 PM - 01:30 PM	43.1	36.0
08:10 AM - 08:15 AM	49.1	40.5	10:50 AM - 10:55 AM	48.3	37.6	01:30 PM - 01:35 PM	44.8	37.5
08:15 AM - 08:20 AM	44.2	39.0	10:55 AM - 11:00 AM	44.5	39.6	01:35 PM - 01:40 PM	44.1	37.9
08:20 AM - 08:25 AM	50.9	40.1	11:00 AM - 11:05 AM	45.2	38.4	01:40 PM - 01:45 PM	44.1	36.5
08:25 AM - 08:30 AM	45.7	39.5	11:05 AM - 11:10 AM	45.5	38.9	01:45 PM - 01:50 PM	45.8	37.1
08:30 AM - 08:35 AM	52.6	39.7	11:10 AM - 11:15 AM	43.9	40.1	01:50 PM - 01:55 PM	43.0	36.9
08:35 AM - 08:40 AM	51.0	41.0	11:15 AM - 11:20 AM	50.4	38.9	01:55 PM - 02:00 PM	44.0	36.2

The above results are valid only for the analyzed/tested sample(s) as indicated in this report. No part of this report or certificate may be reproduced in any form without written consent from the Laboratory. ALS Laboratory Group (Thailand) strongly recommends that this report is not reproduced except in full.

Approved by

Sarayuth Jittrantont
Assistant General Manager



Analysis / Test Report

Client : Gulf NRV2 Co., Ltd.

789 Moo 6, T. Nongraveing, A. Muang, Nakhonratchasima Thailand 30000

P/O : GNRV2-4211200239

Project Name : Monitoring EIA

Project Location : GNRV2

Lot ID: 22122147

Date Received : Nov 30, 2022

Date Reported : Dec 09, 2022

Report Number : 2509428-1 C11

Page 1 of 3

Sample Number 22122147-11
Parameter Noise Level (Leq 5 min)
Location ชุมชนด้านทิศตะวันตกของโครงการโรงไฟฟ้าหนองกระเรียง 2 (GPS 48P 0194661, 1653152)
Measurement Date Nov 24 - Nov 25, 2022
Measurement by Sangtawan Natasat
Sound Level meter Serial No. 998162

Nov 24, 2022	Leq	L90	Nov 24, 2022	Leq	L90	Nov 24, 2022	Leq	L90
Time	dB(A)	dB(A)	Time	dB(A)	dB(A)	Time	dB(A)	dB(A)
02:00 PM - 02:05 PM	43.3	36.9	04:40 PM - 04:45 PM	42.9	38.5	07:20 PM - 07:25 PM	47.6	44.6
02:05 PM - 02:10 PM	47.3	37.9	04:45 PM - 04:50 PM	50.7	39.8	07:25 PM - 07:30 PM	48.2	44.2
02:10 PM - 02:15 PM	46.7	36.8	04:50 PM - 04:55 PM	50.5	42.6	07:30 PM - 07:35 PM	48.9	44.7
02:15 PM - 02:20 PM	45.9	37.5	04:55 PM - 05:00 PM	51.0	43.1	07:35 PM - 07:40 PM	52.3	47.3
02:20 PM - 02:25 PM	43.8	37.3	05:00 PM - 05:05 PM	52.3	43.1	07:40 PM - 07:45 PM	50.4	48.6
02:25 PM - 02:30 PM	46.0	38.4	05:05 PM - 05:10 PM	50.0	42.8	07:45 PM - 07:50 PM	49.5	47.9
02:30 PM - 02:35 PM	44.7	36.3	05:10 PM - 05:15 PM	48.0	44.5	07:50 PM - 07:55 PM	49.7	48.0
02:35 PM - 02:40 PM	44.5	36.1	05:15 PM - 05:20 PM	50.1	42.3	07:55 PM - 08:00 PM	50.0	48.3
02:40 PM - 02:45 PM	41.6	36.4	05:20 PM - 05:25 PM	48.4	43.5	08:00 PM - 08:05 PM	50.9	48.6
02:45 PM - 02:50 PM	43.8	36.4	05:25 PM - 05:30 PM	51.2	43.4	08:05 PM - 08:10 PM	51.7	46.3
02:50 PM - 02:55 PM	45.5	37.3	05:30 PM - 05:35 PM	47.3	42.5	08:10 PM - 08:15 PM	48.4	45.0
02:55 PM - 03:00 PM	43.4	38.6	05:35 PM - 05:40 PM	45.8	40.6	08:15 PM - 08:20 PM	47.8	44.7
03:00 PM - 03:05 PM	50.0	38.3	05:40 PM - 05:45 PM	48.3	41.9	08:20 PM - 08:25 PM	50.2	46.1
03:05 PM - 03:10 PM	45.3	37.1	05:45 PM - 05:50 PM	44.3	40.2	08:25 PM - 08:30 PM	50.1	48.2
03:10 PM - 03:15 PM	41.6	35.9	05:50 PM - 05:55 PM	48.0	41.4	08:30 PM - 08:35 PM	50.5	48.3
03:15 PM - 03:20 PM	50.7	45.3	05:55 PM - 06:00 PM	50.1	41.1	08:35 PM - 08:40 PM	49.3	47.5
03:20 PM - 03:25 PM	46.8	40.5	06:00 PM - 06:05 PM	48.3	41.6	08:40 PM - 08:45 PM	50.0	48.0
03:25 PM - 03:30 PM	49.5	41.5	06:05 PM - 06:10 PM	45.4	43.0	08:45 PM - 08:50 PM	49.6	47.4
03:30 PM - 03:35 PM	47.0	40.3	06:10 PM - 06:15 PM	46.4	43.3	08:50 PM - 08:55 PM	48.7	47.7
03:35 PM - 03:40 PM	51.5	39.5	06:15 PM - 06:20 PM	48.4	43.1	08:55 PM - 09:00 PM	48.5	47.1
03:40 PM - 03:45 PM	49.8	40.0	06:20 PM - 06:25 PM	47.6	42.4	09:00 PM - 09:05 PM	48.5	47.9
03:45 PM - 03:50 PM	51.7	42.3	06:25 PM - 06:30 PM	49.9	45.5	09:05 PM - 09:10 PM	48.4	47.8
03:50 PM - 03:55 PM	46.0	40.4	06:30 PM - 06:35 PM	51.8	46.4	09:10 PM - 09:15 PM	48.9	47.9
03:55 PM - 04:00 PM	49.5	43.7	06:35 PM - 06:40 PM	50.4	46.0	09:15 PM - 09:20 PM	48.7	47.6
04:00 PM - 04:05 PM	47.0	43.5	06:40 PM - 06:45 PM	49.4	45.4	09:20 PM - 09:25 PM	48.0	47.0
04:05 PM - 04:10 PM	51.7	42.3	06:45 PM - 06:50 PM	55.1	44.8	09:25 PM - 09:30 PM	49.8	47.7
04:10 PM - 04:15 PM	47.9	40.0	06:50 PM - 06:55 PM	48.1	44.5	09:30 PM - 09:35 PM	48.4	47.6
04:15 PM - 04:20 PM	47.1	40.6	06:55 PM - 07:00 PM	49.8	45.2	09:35 PM - 09:40 PM	48.3	47.3
04:20 PM - 04:25 PM	53.2	38.0	07:00 PM - 07:05 PM	48.0	44.1	09:40 PM - 09:45 PM	48.4	47.2
04:25 PM - 04:30 PM	44.1	38.0	07:05 PM - 07:10 PM	48.0	44.2	09:45 PM - 09:50 PM	48.7	47.5
04:30 PM - 04:35 PM	47.0	40.5	07:10 PM - 07:15 PM	47.5	44.3	09:50 PM - 09:55 PM	49.0	47.4
04:35 PM - 04:40 PM	44.0	38.6	07:15 PM - 07:20 PM	48.7	44.9	09:55 PM - 10:00 PM	48.1	47.2

The above results are valid only for the analyzed/tested sample(s) as indicated in this report. No part of this report or certificate may be reproduced in any form without written consent from the Laboratory. ALS Laboratory Group (Thailand) strongly recommends that this report is not reproduced except in full.

Approved by

Sarayuth Jittrantont
Assistant General Manager



Analysis / Test Report

Client : Gulf NRV2 Co., Ltd.

789 Moo 6, T. Nongraveing, A. Muang, Nakhonratchasima Thailand 30000

P/O : GNRV2-4211200239

Project Name : Monitoring EIA

Project Location : GNRV2

Lot ID: 22122147

Date Received : Nov 30, 2022

Date Reported : Dec 09, 2022

Report Number : 2509428-1 C11

Page 2 of 3

Sample Number 22122147-11
Parameter Noise Level (Leq 5 min)
Location ชุมชนด้านทิศตะวันตกของโครงการโรงไฟฟ้าหนองระเรียง 2 (GPS 48P 0194661, 1653152)
Measurement Date Nov 24 - Nov 25, 2022
Measurement by Sangtawan Natasat
Sound Level meter Serial No. 998162

Nov 24 - Nov 25, 2022	Leq	L90	Nov 25, 2022	Leq	L90	Nov 25, 2022	Leq	L90
Time	dB(A)	dB(A)	Time	dB(A)	dB(A)	Time	dB(A)	dB(A)
10:00 PM - 10:05 PM	48.0	47.3	12:40 AM - 12:45 AM	47.7	47.3	03:20 AM - 03:25 AM	46.6	46.0
10:05 PM - 10:10 PM	48.2	47.2	12:45 AM - 12:50 AM	48.3	46.9	03:25 AM - 03:30 AM	46.9	46.2
10:10 PM - 10:15 PM	48.0	47.1	12:50 AM - 12:55 AM	47.6	47.0	03:30 AM - 03:35 AM	46.8	46.1
10:15 PM - 10:20 PM	48.1	47.2	12:55 AM - 01:00 AM	47.6	47.1	03:35 AM - 03:40 AM	46.8	46.3
10:20 PM - 10:25 PM	47.8	46.8	01:00 AM - 01:05 AM	47.7	47.0	03:40 AM - 03:45 AM	46.6	46.0
10:25 PM - 10:30 PM	49.2	47.5	01:05 AM - 01:10 AM	47.2	46.7	03:45 AM - 03:50 AM	46.6	45.9
10:30 PM - 10:35 PM	47.8	47.0	01:10 AM - 01:15 AM	47.3	46.8	03:50 AM - 03:55 AM	47.0	46.4
10:35 PM - 10:40 PM	48.1	47.3	01:15 AM - 01:20 AM	47.7	47.1	03:55 AM - 04:00 AM	47.0	46.4
10:40 PM - 10:45 PM	47.9	47.1	01:20 AM - 01:25 AM	47.5	47.0	04:00 AM - 04:05 AM	46.6	44.3
10:45 PM - 10:50 PM	48.0	47.1	01:25 AM - 01:30 AM	47.4	46.9	04:05 AM - 04:10 AM	46.7	46.0
10:50 PM - 10:55 PM	48.3	46.8	01:30 AM - 01:35 AM	44.8	38.8	04:10 AM - 04:15 AM	47.0	46.5
10:55 PM - 11:00 PM	47.4	46.8	01:35 AM - 01:40 AM	41.7	39.6	04:15 AM - 04:20 AM	47.3	46.7
11:00 PM - 11:05 PM	47.5	46.8	01:40 AM - 01:45 AM	42.5	41.1	04:20 AM - 04:25 AM	47.5	46.9
11:05 PM - 11:10 PM	47.7	47.0	01:45 AM - 01:50 AM	45.1	41.8	04:25 AM - 04:30 AM	49.5	46.7
11:10 PM - 11:15 PM	47.7	47.0	01:50 AM - 01:55 AM	47.7	46.9	04:30 AM - 04:35 AM	46.9	46.1
11:15 PM - 11:20 PM	47.3	46.5	01:55 AM - 02:00 AM	47.0	46.5	04:35 AM - 04:40 AM	48.9	46.0
11:20 PM - 11:25 PM	48.1	47.0	02:00 AM - 02:05 AM	46.8	46.3	04:40 AM - 04:45 AM	46.6	46.0
11:25 PM - 11:30 PM	47.5	46.7	02:05 AM - 02:10 AM	46.7	46.3	04:45 AM - 04:50 AM	46.8	46.2
11:30 PM - 11:35 PM	47.8	46.8	02:10 AM - 02:15 AM	46.9	46.5	04:50 AM - 04:55 AM	46.8	46.3
11:35 PM - 11:40 PM	47.5	46.9	02:15 AM - 02:20 AM	47.5	46.4	04:55 AM - 05:00 AM	48.3	46.4
11:40 PM - 11:45 PM	47.2	46.5	02:20 AM - 02:25 AM	47.0	46.5	05:00 AM - 05:05 AM	47.3	46.3
11:45 PM - 11:50 PM	48.6	46.9	02:25 AM - 02:30 AM	46.7	46.0	05:05 AM - 05:10 AM	49.9	46.0
11:50 PM - 11:55 PM	47.4	46.8	02:30 AM - 02:35 AM	46.8	46.3	05:10 AM - 05:15 AM	41.1	38.9
11:55 PM - 12:00 AM	47.6	47.1	02:35 AM - 02:40 AM	47.7	47.1	05:15 AM - 05:20 AM	42.5	38.5
12:00 AM - 12:05 AM	48.2	47.5	02:40 AM - 02:45 AM	47.3	46.5	05:20 AM - 05:25 AM	45.4	38.4
12:05 AM - 12:10 AM	47.5	46.7	02:45 AM - 02:50 AM	47.2	46.5	05:25 AM - 05:30 AM	42.6	38.6
12:10 AM - 12:15 AM	47.6	47.0	02:50 AM - 02:55 AM	47.0	46.4	05:30 AM - 05:35 AM	43.6	38.1
12:15 AM - 12:20 AM	48.2	47.3	02:55 AM - 03:00 AM	47.1	46.4	05:35 AM - 05:40 AM	40.2	38.0
12:20 AM - 12:25 AM	48.6	47.3	03:00 AM - 03:05 AM	47.0	46.5	05:40 AM - 05:45 AM	40.1	38.1
12:25 AM - 12:30 AM	47.4	46.9	03:05 AM - 03:10 AM	47.0	46.5	05:45 AM - 05:50 AM	41.3	38.5
12:30 AM - 12:35 AM	48.2	47.3	03:10 AM - 03:15 AM	47.3	46.5	05:50 AM - 05:55 AM	43.0	39.6
12:35 AM - 12:40 AM	47.7	47.1	03:15 AM - 03:20 AM	47.1	46.5	05:55 AM - 06:00 AM	44.0	39.5

The above results are valid only for the analyzed/tested sample(s) as indicated in this report. No part of this report or certificate may be reproduced in any form without written consent from the Laboratory, ALS Laboratory Group (Thailand) strongly recommends that this report is not reproduced except in full.

Approved by

Sarayuth Jittrantont
Assistant General Manager



Analysis / Test Report

Client : Gulf NRV2 Co., Ltd.

789 Moo 6, T. Nongraveing, A. Muang, Nakhonratchasima Thailand 30000

P/O : GNRV2-4211200239

Project Name : Monitoring EIA

Project Location : GNRV2

Lot ID: 22122147

Date Received : Nov 30, 2022

Date Reported : Dec 09, 2022

Report Number : 2509428-1 C11

Page 3 of 3

Sample Number 22122147-11
Parameter Noise Level (Leq 5 min)
Location ชุมชนด้านทิศตะวันตกของโครงการโรงไฟฟ้าหนองระเรียง 2 (GPS 48P 0194661, 1653152)
Measurement Date Nov 24 - Nov 25, 2022
Measurement by Sangtawan Natasat
Sound Level meter Serial No. 998162

Nov 25, 2022 Time	Leq dB(A)	L90 dB(A)	Nov 25, 2022 Time	Leq dB(A)	L90 dB(A)	Nov 25, 2022 Time	Leq dB(A)	L90 dB(A)
06:00 AM - 06:05 AM	47.2	39.8	08:40 AM - 08:45 AM	45.5	38.5	11:20 AM - 11:25 AM	46.2	39.1
06:05 AM - 06:10 AM	47.3	40.6	08:45 AM - 08:50 AM	48.0	40.2	11:25 AM - 11:30 AM	54.1	40.0
06:10 AM - 06:15 AM	47.5	40.8	08:50 AM - 08:55 AM	43.4	40.0	11:30 AM - 11:35 AM	49.0	37.7
06:15 AM - 06:20 AM	48.5	41.2	08:55 AM - 09:00 AM	48.2	39.7	11:35 AM - 11:40 AM	44.7	38.5
06:20 AM - 06:25 AM	52.9	43.0	09:00 AM - 09:05 AM	45.5	37.8	11:40 AM - 11:45 AM	40.4	35.9
06:25 AM - 06:30 AM	48.2	41.6	09:05 AM - 09:10 AM	47.0	36.1	11:45 AM - 11:50 AM	44.6	37.2
06:30 AM - 06:35 AM	47.8	40.4	09:10 AM - 09:15 AM	48.7	37.2	11:50 AM - 11:55 AM	43.5	37.5
06:35 AM - 06:40 AM	47.6	40.3	09:15 AM - 09:20 AM	43.7	38.3	11:55 AM - 12:00 PM	49.3	37.5
06:40 AM - 06:45 AM	49.6	40.1	09:20 AM - 09:25 AM	44.8	38.3	12:00 PM - 12:05 PM	43.5	36.5
06:45 AM - 06:50 AM	51.0	42.0	09:25 AM - 09:30 AM	45.8	40.0	12:05 PM - 12:10 PM	45.0	37.6
06:50 AM - 06:55 AM	45.1	37.8	09:30 AM - 09:35 AM	52.4	39.6	12:10 PM - 12:15 PM	45.7	36.7
06:55 AM - 07:00 AM	46.1	39.7	09:35 AM - 09:40 AM	53.2	38.0	12:15 PM - 12:20 PM	43.3	38.1
07:00 AM - 07:05 AM	47.4	41.5	09:40 AM - 09:45 AM	45.2	38.8	12:20 PM - 12:25 PM	49.6	39.9
07:05 AM - 07:10 AM	47.1	41.3	09:45 AM - 09:50 AM	46.7	37.1	12:25 PM - 12:30 PM	43.0	36.9
07:10 AM - 07:15 AM	51.6	42.0	09:50 AM - 09:55 AM	42.7	37.4	12:30 PM - 12:35 PM	42.8	36.7
07:15 AM - 07:20 AM	52.0	42.5	09:55 AM - 10:00 AM	44.6	39.1	12:35 PM - 12:40 PM	41.3	35.6
07:20 AM - 07:25 AM	50.1	43.3	10:00 AM - 10:05 AM	45.4	37.9	12:40 PM - 12:45 PM	45.5	36.8
07:25 AM - 07:30 AM	50.8	43.2	10:05 AM - 10:10 AM	47.6	39.2	12:45 PM - 12:50 PM	48.0	37.1
07:30 AM - 07:35 AM	51.1	45.6	10:10 AM - 10:15 AM	44.4	38.3	12:50 PM - 12:55 PM	47.5	36.1
07:35 AM - 07:40 AM	50.3	44.6	10:15 AM - 10:20 AM	46.5	38.5	12:55 PM - 01:00 PM	44.3	36.9
07:40 AM - 07:45 AM	47.8	41.8	10:20 AM - 10:25 AM	42.4	35.6	01:00 PM - 01:05 PM	42.8	37.9
07:45 AM - 07:50 AM	49.7	42.6	10:25 AM - 10:30 AM	43.3	37.1	01:05 PM - 01:10 PM	43.0	35.9
07:50 AM - 07:55 AM	51.7	41.4	10:30 AM - 10:35 AM	46.9	37.8	01:10 PM - 01:15 PM	45.7	37.4
07:55 AM - 08:00 AM	52.4	43.0	10:35 AM - 10:40 AM	51.4	39.8	01:15 PM - 01:20 PM	44.8	36.0
08:00 AM - 08:05 AM	52.7	40.9	10:40 AM - 10:45 AM	41.0	37.1	01:20 PM - 01:25 PM	41.2	35.9
08:05 AM - 08:10 AM	49.4	42.6	10:45 AM - 10:50 AM	42.6	36.9	01:25 PM - 01:30 PM	45.8	38.0
08:10 AM - 08:15 AM	47.9	41.7	10:50 AM - 10:55 AM	45.9	35.3	01:30 PM - 01:35 PM	44.6	37.7
08:15 AM - 08:20 AM	45.2	39.3	10:55 AM - 11:00 AM	43.3	37.7	01:35 PM - 01:40 PM	44.1	35.8
08:20 AM - 08:25 AM	46.2	39.9	11:00 AM - 11:05 AM	41.4	37.1	01:40 PM - 01:45 PM	43.4	38.0
08:25 AM - 08:30 AM	49.1	41.0	11:05 AM - 11:10 AM	42.0	37.2	01:45 PM - 01:50 PM	43.1	36.5
08:30 AM - 08:35 AM	44.2	37.7	11:10 AM - 11:15 AM	43.2	38.0	01:50 PM - 01:55 PM	42.4	37.0
08:35 AM - 08:40 AM	43.6	38.0	11:15 AM - 11:20 AM	44.6	39.6	01:55 PM - 02:00 PM	45.5	34.9

The above results are valid only for the analyzed/tested sample(s) as indicated in this report. No part of this report or certificate may be reproduced in any form without written consent from the Laboratory. ALS Laboratory Group (Thailand) strongly recommends that this report is not reproduced except in full.

Approved by

Sarayuth Jittrantont
Assistant General Manager



Analysis / Test Report

Client : Gulf NRV2 Co., Ltd.

789 Moo 6, T. Nongraveing, A. Muang, Nakhonratchasima Thailand 30000

P/O : GNRV2-4211200239

Project Name : Monitoring EIA

Project Location : GNRV2

Lot ID: 22122147

Date Received : Nov 30, 2022

Date Reported : Dec 09, 2022

Report Number : 2509429-1 C11

Page 1 of 3

Sample Number 22122147-12
Parameter Noise Level (Leq 5 min)
Location ชุมชนด้านทิศตะวันตกของโครงการโรงไฟฟ้าหนองกระเรียง 2 (GPS 48P 0194661, 1653152)
Measurement Date Nov 25 - Nov 26, 2022
Measurement by Sangtawan Natasat
Sound Level meter Serial No. 998162

Nov 25, 2022	Leq	L90	Nov 25, 2022	Leq	L90	Nov 25, 2022	Leq	L90
Time	dB(A)	dB(A)	Time	dB(A)	dB(A)	Time	dB(A)	dB(A)
02:00 PM - 02:05 PM	49.5	37.1	04:40 PM - 04:45 PM	52.1	39.1	07:20 PM - 07:25 PM	52.3	46.3
02:05 PM - 02:10 PM	42.3	36.6	04:45 PM - 04:50 PM	44.7	39.1	07:25 PM - 07:30 PM	50.2	46.3
02:10 PM - 02:15 PM	47.0	39.0	04:50 PM - 04:55 PM	45.0	38.8	07:30 PM - 07:35 PM	51.3	46.8
02:15 PM - 02:20 PM	43.6	36.8	04:55 PM - 05:00 PM	51.6	40.7	07:35 PM - 07:40 PM	50.4	46.3
02:20 PM - 02:25 PM	49.9	38.9	05:00 PM - 05:05 PM	48.7	43.0	07:40 PM - 07:45 PM	50.0	46.1
02:25 PM - 02:30 PM	46.0	38.6	05:05 PM - 05:10 PM	47.8	42.2	07:45 PM - 07:50 PM	49.8	46.1
02:30 PM - 02:35 PM	51.5	38.2	05:10 PM - 05:15 PM	51.1	43.6	07:50 PM - 07:55 PM	50.8	46.4
02:35 PM - 02:40 PM	44.7	39.1	05:15 PM - 05:20 PM	49.1	43.6	07:55 PM - 08:00 PM	50.5	46.2
02:40 PM - 02:45 PM	42.3	37.1	05:20 PM - 05:25 PM	48.6	42.8	08:00 PM - 08:05 PM	51.1	46.7
02:45 PM - 02:50 PM	44.8	35.3	05:25 PM - 05:30 PM	51.9	42.9	08:05 PM - 08:10 PM	49.9	46.5
02:50 PM - 02:55 PM	41.4	35.3	05:30 PM - 05:35 PM	52.1	40.5	08:10 PM - 08:15 PM	49.3	45.7
02:55 PM - 03:00 PM	42.5	35.7	05:35 PM - 05:40 PM	46.9	39.0	08:15 PM - 08:20 PM	50.0	45.5
03:00 PM - 03:05 PM	51.6	38.6	05:40 PM - 05:45 PM	45.3	39.2	08:20 PM - 08:25 PM	49.7	45.8
03:05 PM - 03:10 PM	43.3	36.9	05:45 PM - 05:50 PM	47.5	40.7	08:25 PM - 08:30 PM	50.3	46.0
03:10 PM - 03:15 PM	45.6	38.0	05:50 PM - 05:55 PM	46.6	40.9	08:30 PM - 08:35 PM	50.9	45.3
03:15 PM - 03:20 PM	44.0	36.9	05:55 PM - 06:00 PM	52.7	39.4	08:35 PM - 08:40 PM	48.0	44.3
03:20 PM - 03:25 PM	42.6	37.5	06:00 PM - 06:05 PM	46.6	40.9	08:40 PM - 08:45 PM	48.3	44.4
03:25 PM - 03:30 PM	47.5	35.1	06:05 PM - 06:10 PM	50.2	43.8	08:45 PM - 08:50 PM	50.3	45.3
03:30 PM - 03:35 PM	54.5	38.2	06:10 PM - 06:15 PM	46.2	44.0	08:50 PM - 08:55 PM	49.8	44.6
03:35 PM - 03:40 PM	43.4	37.0	06:15 PM - 06:20 PM	47.6	44.0	08:55 PM - 09:00 PM	49.9	45.5
03:40 PM - 03:45 PM	44.9	38.1	06:20 PM - 06:25 PM	46.8	44.1	09:00 PM - 09:05 PM	48.6	45.0
03:45 PM - 03:50 PM	44.9	36.4	06:25 PM - 06:30 PM	51.4	45.7	09:05 PM - 09:10 PM	48.3	44.8
03:50 PM - 03:55 PM	45.5	38.0	06:30 PM - 06:35 PM	50.9	46.1	09:10 PM - 09:15 PM	47.9	44.3
03:55 PM - 04:00 PM	45.2	37.8	06:35 PM - 06:40 PM	51.8	46.4	09:15 PM - 09:20 PM	48.6	44.0
04:00 PM - 04:05 PM	45.1	38.5	06:40 PM - 06:45 PM	51.1	46.1	09:20 PM - 09:25 PM	47.4	44.1
04:05 PM - 04:10 PM	48.9	39.7	06:45 PM - 06:50 PM	51.5	46.9	09:25 PM - 09:30 PM	46.6	43.6
04:10 PM - 04:15 PM	47.2	42.6	06:50 PM - 06:55 PM	52.4	46.5	09:30 PM - 09:35 PM	46.5	43.4
04:15 PM - 04:20 PM	46.6	40.1	06:55 PM - 07:00 PM	50.8	46.3	09:35 PM - 09:40 PM	47.2	43.6
04:20 PM - 04:25 PM	49.5	41.8	07:00 PM - 07:05 PM	51.5	46.4	09:40 PM - 09:45 PM	45.5	43.2
04:25 PM - 04:30 PM	45.9	39.8	07:05 PM - 07:10 PM	51.4	47.2	09:45 PM - 09:50 PM	46.5	43.1
04:30 PM - 04:35 PM	52.8	39.0	07:10 PM - 07:15 PM	51.1	46.8	09:50 PM - 09:55 PM	44.7	42.6
04:35 PM - 04:40 PM	45.6	38.4	07:15 PM - 07:20 PM	50.8	46.7	09:55 PM - 10:00 PM	47.3	41.8

The above results are valid only for the analyzed/tested sample(s) as indicated in this report. No part of this report or certificate may be reproduced in any form without written consent from the Laboratory. ALS Laboratory Group (Thailand) strongly recommends that this report is not reproduced except in full.

Approved by

Sarayuth Jittrantont
Assistant General Manager



Analysis / Test Report

Client : Gulf NRV2 Co., Ltd.
789 Moo 6, T. Nongraveing, A. Muang, Nakhonratchasima Thailand 30000
P/O : GNRV2-4211200239
Project Name : Monitoring EIA
Project Location : GNRV2

Lot ID: 22122147
Date Received : Nov 30, 2022
Date Reported : Dec 09, 2022
Report Number : 2509429-1 C11

Page 2 of 3

Sample Number : 22122147-12
Parameter : Noise Level (Leq 5 min)
Location : ชุมชนด้านทิศตะวันตกของโครงการโรงไฟฟ้าหนองระเรียง 2 (GPS 48P 0194661, 1653152)
Measurement Date : Nov 25 - Nov 26, 2022
Measurement by : Sangtawan Natasat
Sound Level meter : Serial No. 998162

Nov 25 - Nov 26, 2022	Leq	L90	Nov 26, 2022	Leq	L90	Nov 26, 2022	Leq	L90
Time	dB(A)	dB(A)	Time	dB(A)	dB(A)	Time	dB(A)	dB(A)
10:00 PM - 10:05 PM	43.9	42.5	12:40 AM - 12:45 AM	47.0	41.0	03:20 AM - 03:25 AM	39.3	38.1
10:05 PM - 10:10 PM	43.2	42.0	12:45 AM - 12:50 AM	44.6	40.3	03:25 AM - 03:30 AM	42.1	38.6
10:10 PM - 10:15 PM	43.7	42.3	12:50 AM - 12:55 AM	44.2	40.8	03:30 AM - 03:35 AM	40.8	39.3
10:15 PM - 10:20 PM	46.1	41.9	12:55 AM - 01:00 AM	44.1	40.4	03:35 AM - 03:40 AM	40.8	39.2
10:20 PM - 10:25 PM	45.6	42.7	01:00 AM - 01:05 AM	42.9	40.1	03:40 AM - 03:45 AM	40.5	38.9
10:25 PM - 10:30 PM	43.7	41.7	01:05 AM - 01:10 AM	43.7	40.6	03:45 AM - 03:50 AM	40.7	39.3
10:30 PM - 10:35 PM	44.9	42.3	01:10 AM - 01:15 AM	45.1	40.3	03:50 AM - 03:55 AM	40.9	38.7
10:35 PM - 10:40 PM	45.0	42.5	01:15 AM - 01:20 AM	44.1	41.1	03:55 AM - 04:00 AM	39.9	38.1
10:40 PM - 10:45 PM	45.9	42.7	01:20 AM - 01:25 AM	44.1	40.4	04:00 AM - 04:05 AM	40.5	38.7
10:45 PM - 10:50 PM	43.9	41.7	01:25 AM - 01:30 AM	44.1	40.6	04:05 AM - 04:10 AM	40.4	38.5
10:50 PM - 10:55 PM	44.8	41.6	01:30 AM - 01:35 AM	44.4	41.4	04:10 AM - 04:15 AM	40.5	38.7
10:55 PM - 11:00 PM	47.0	42.3	01:35 AM - 01:40 AM	43.8	41.2	04:15 AM - 04:20 AM	40.4	38.7
11:00 PM - 11:05 PM	44.2	42.6	01:40 AM - 01:45 AM	42.7	40.7	04:20 AM - 04:25 AM	39.6	38.1
11:05 PM - 11:10 PM	45.4	43.2	01:45 AM - 01:50 AM	42.3	40.6	04:25 AM - 04:30 AM	40.4	38.7
11:10 PM - 11:15 PM	46.6	42.9	01:50 AM - 01:55 AM	42.8	40.5	04:30 AM - 04:35 AM	39.8	38.4
11:15 PM - 11:20 PM	44.9	41.8	01:55 AM - 02:00 AM	41.1	39.9	04:35 AM - 04:40 AM	40.4	38.5
11:20 PM - 11:25 PM	47.4	41.3	02:00 AM - 02:05 AM	41.3	39.9	04:40 AM - 04:45 AM	40.4	38.9
11:25 PM - 11:30 PM	45.0	41.5	02:05 AM - 02:10 AM	41.4	39.7	04:45 AM - 04:50 AM	40.8	39.5
11:30 PM - 11:35 PM	44.8	42.8	02:10 AM - 02:15 AM	41.7	40.4	04:50 AM - 04:55 AM	41.2	40.0
11:35 PM - 11:40 PM	43.9	41.6	02:15 AM - 02:20 AM	43.3	40.4	04:55 AM - 05:00 AM	49.4	40.3
11:40 PM - 11:45 PM	45.0	41.9	02:20 AM - 02:25 AM	41.1	39.3	05:00 AM - 05:05 AM	42.5	40.8
11:45 PM - 11:50 PM	44.6	42.3	02:25 AM - 02:30 AM	42.9	40.1	05:05 AM - 05:10 AM	42.7	40.9
11:50 PM - 11:55 PM	49.1	42.8	02:30 AM - 02:35 AM	41.3	39.4	05:10 AM - 05:15 AM	42.4	41.0
11:55 PM - 12:00 AM	43.1	42.1	02:35 AM - 02:40 AM	40.2	38.3	05:15 AM - 05:20 AM	41.8	40.7
12:00 AM - 12:05 AM	43.7	42.0	02:40 AM - 02:45 AM	39.6	38.0	05:20 AM - 05:25 AM	43.1	40.7
12:05 AM - 12:10 AM	42.4	40.2	02:45 AM - 02:50 AM	40.3	38.4	05:25 AM - 05:30 AM	42.1	40.4
12:10 AM - 12:15 AM	43.9	40.4	02:50 AM - 02:55 AM	40.7	38.2	05:30 AM - 05:35 AM	41.9	40.4
12:15 AM - 12:20 AM	42.5	40.3	02:55 AM - 03:00 AM	40.0	37.8	05:35 AM - 05:40 AM	42.9	40.8
12:20 AM - 12:25 AM	42.4	40.4	03:00 AM - 03:05 AM	44.0	39.3	05:40 AM - 05:45 AM	44.1	40.9
12:25 AM - 12:30 AM	41.7	40.1	03:05 AM - 03:10 AM	40.0	38.3	05:45 AM - 05:50 AM	42.8	40.9
12:30 AM - 12:35 AM	41.3	39.8	03:10 AM - 03:15 AM	40.9	38.8	05:50 AM - 05:55 AM	47.0	41.5
12:35 AM - 12:40 AM	41.8	40.2	03:15 AM - 03:20 AM	40.3	39.0	05:55 AM - 06:00 AM	45.0	41.6

The above results are valid only for the analyzed/tested sample(s) as indicated in this report. No part of this report or certificate may be reproduced in any form without written consent from the Laboratory, ALS Laboratory Group (Thailand) strongly recommends that this report is not reproduced except in full.

Approved by

Sarayuth Jittrantont
Assistant General Manager



Analysis / Test Report

Client : Gulf NRV2 Co., Ltd.

789 Moo 6, T. Nongraveing, A. Muang, Nakhonratchasima Thailand 30000

P/O : GNRV2-4211200239

Project Name : Monitoring EIA

Project Location : GNRV2

Lot ID: 22122147

Date Received : Nov 30, 2022

Date Reported : Dec 09, 2022

Report Number : 2509429-1 C11

Page 3 of 3

Sample Number 22122147-12
Parameter Noise Level (Leq 5 min)
Location ชุมชนด้านทิศตะวันตกของโครงการโรงไฟฟ้าหนองระเรียง 2 (GPS 48P 0194661, 1653152)
Measurement Date Nov 25 - Nov 26, 2022
Measurement by Sangtawan Natasat
Sound Level meter Serial No. 998162

Nov 26, 2022 Time	Leq dB(A)	L90 dB(A)	Nov 26, 2022 Time	Leq dB(A)	L90 dB(A)	Nov 26, 2022 Time	Leq dB(A)	L90 dB(A)
06:00 AM - 06:05 AM	45.0	41.5	08:40 AM - 08:45 AM	52.2	38.4	11:20 AM - 11:25 AM	46.9	42.6
06:05 AM - 06:10 AM	47.6	41.9	08:45 AM - 08:50 AM	46.7	39.4	11:25 AM - 11:30 AM	48.4	42.4
06:10 AM - 06:15 AM	46.6	41.7	08:50 AM - 08:55 AM	44.9	36.9	11:30 AM - 11:35 AM	47.7	42.8
06:15 AM - 06:20 AM	47.7	42.0	08:55 AM - 09:00 AM	44.7	37.7	11:35 AM - 11:40 AM	49.4	42.7
06:20 AM - 06:25 AM	48.9	42.5	09:00 AM - 09:05 AM	57.6	39.0	11:40 AM - 11:45 AM	49.3	43.3
06:25 AM - 06:30 AM	52.7	42.9	09:05 AM - 09:10 AM	53.2	39.7	11:45 AM - 11:50 AM	48.0	44.8
06:30 AM - 06:35 AM	47.5	41.2	09:10 AM - 09:15 AM	51.8	37.5	11:50 AM - 11:55 AM	48.4	45.0
06:35 AM - 06:40 AM	45.9	39.8	09:15 AM - 09:20 AM	47.9	40.6	11:55 AM - 12:00 PM	48.7	45.1
06:40 AM - 06:45 AM	46.6	37.9	09:20 AM - 09:25 AM	46.1	38.5	12:00 PM - 12:05 PM	47.9	43.4
06:45 AM - 06:50 AM	58.7	42.2	09:25 AM - 09:30 AM	56.2	39.5	12:05 PM - 12:10 PM	49.3	42.9
06:50 AM - 06:55 AM	49.0	40.3	09:30 AM - 09:35 AM	57.6	42.1	12:10 PM - 12:15 PM	45.7	42.5
06:55 AM - 07:00 AM	47.9	39.9	09:35 AM - 09:40 AM	50.9	38.3	12:15 PM - 12:20 PM	47.1	42.9
07:00 AM - 07:05 AM	45.1	40.0	09:40 AM - 09:45 AM	45.4	38.1	12:20 PM - 12:25 PM	50.9	38.6
07:05 AM - 07:10 AM	49.6	41.8	09:45 AM - 09:50 AM	48.1	39.9	12:25 PM - 12:30 PM	45.0	37.3
07:10 AM - 07:15 AM	47.1	41.4	09:50 AM - 09:55 AM	43.4	38.0	12:30 PM - 12:35 PM	45.6	36.7
07:15 AM - 07:20 AM	45.3	41.3	09:55 AM - 10:00 AM	47.9	40.3	12:35 PM - 12:40 PM	60.1	38.0
07:20 AM - 07:25 AM	47.5	40.8	10:00 AM - 10:05 AM	60.0	44.4	12:40 PM - 12:45 PM	50.9	37.6
07:25 AM - 07:30 AM	50.2	42.6	10:05 AM - 10:10 AM	49.9	44.1	12:45 PM - 12:50 PM	44.5	35.8
07:30 AM - 07:35 AM	52.2	43.6	10:10 AM - 10:15 AM	52.7	44.3	12:50 PM - 12:55 PM	51.1	37.8
07:35 AM - 07:40 AM	47.1	41.0	10:15 AM - 10:20 AM	47.6	43.3	12:55 PM - 01:00 PM	51.2	35.9
07:40 AM - 07:45 AM	48.2	42.0	10:20 AM - 10:25 AM	45.4	42.0	01:00 PM - 01:05 PM	55.4	37.0
07:45 AM - 07:50 AM	49.2	40.7	10:25 AM - 10:30 AM	57.4	45.6	01:05 PM - 01:10 PM	52.6	40.7
07:50 AM - 07:55 AM	55.6	40.9	10:30 AM - 10:35 AM	49.2	43.4	01:10 PM - 01:15 PM	51.0	37.2
07:55 AM - 08:00 AM	46.2	38.5	10:35 AM - 10:40 AM	53.6	43.7	01:15 PM - 01:20 PM	45.5	38.2
08:00 AM - 08:05 AM	46.8	37.9	10:40 AM - 10:45 AM	51.4	43.9	01:20 PM - 01:25 PM	43.7	35.7
08:05 AM - 08:10 AM	61.3	39.2	10:45 AM - 10:50 AM	52.3	39.0	01:25 PM - 01:30 PM	43.5	36.5
08:10 AM - 08:15 AM	52.1	38.8	10:50 AM - 10:55 AM	52.4	37.1	01:30 PM - 01:35 PM	56.4	37.8
08:15 AM - 08:20 AM	45.7	37.0	10:55 AM - 11:00 AM	56.6	38.2	01:35 PM - 01:40 PM	52.0	38.5
08:20 AM - 08:25 AM	52.3	39.0	11:00 AM - 11:05 AM	53.8	41.9	01:40 PM - 01:45 PM	50.6	36.3
08:25 AM - 08:30 AM	52.4	37.1	11:05 AM - 11:10 AM	52.2	38.4	01:45 PM - 01:50 PM	46.7	39.4
08:30 AM - 08:35 AM	56.6	38.2	11:10 AM - 11:15 AM	53.5	48.6	01:50 PM - 01:55 PM	44.9	37.3
08:35 AM - 08:40 AM	53.8	41.9	11:15 AM - 11:20 AM	50.2	44.4	01:55 PM - 02:00 PM	55.0	38.3

The above results are valid only for the analyzed/tested sample(s) as indicated in this report. No part of this report or certificate may be reproduced in any form without written consent from the Laboratory. ALS Laboratory Group (Thailand) strongly recommends that this report is not reproduced except in full.

Approved by

Sarayuth Jittrantont
Assistant General Manager



Analysis / Test Report

Client : Gulf NRV2 Co., Ltd.

789 Moo 6, T. Nongraveing, A. Muang, Nakhonratchasima Thailand 30000

P/O : GNRV2-4211200239

Project Name : Monitoring EIA

Project Location : GNRV2

Lot ID: 22122147

Date Received : Nov 30, 2022

Date Reported : Dec 09, 2022

Report Number : 2509430-1 C11

Page 1 of 3

Sample Number 22122147-13
Parameter Noise Level (Leq 5 min)
Location ชุมชนด้านทิศตะวันตกของโครงการโรงไฟฟ้าหนองกระเทียม 2 (GPS 48P 0194661, 1653152)
Measurement Date Nov 26 - Nov 27, 2022
Measurement by Sangtawan Natasat
Sound Level meter Serial No. 998162

Nov 26, 2022	Leq	L90	Nov 26, 2022	Leq	L90	Nov 26, 2022	Leq	L90
Time	dB(A)	dB(A)	Time	dB(A)	dB(A)	Time	dB(A)	dB(A)
02:00 PM - 02:05 PM	56.4	40.9	04:40 PM - 04:45 PM	44.5	41.3	07:20 PM - 07:25 PM	50.9	50.1
02:05 PM - 02:10 PM	49.7	37.1	04:45 PM - 04:50 PM	45.9	41.7	07:25 PM - 07:30 PM	52.3	45.5
02:10 PM - 02:15 PM	44.2	36.9	04:50 PM - 04:55 PM	47.6	42.9	07:30 PM - 07:35 PM	50.9	46.4
02:15 PM - 02:20 PM	46.9	38.7	04:55 PM - 05:00 PM	50.3	44.2	07:35 PM - 07:40 PM	50.1	44.4
02:20 PM - 02:25 PM	42.2	36.8	05:00 PM - 05:05 PM	51.3	45.4	07:40 PM - 07:45 PM	55.8	47.0
02:25 PM - 02:30 PM	46.7	39.1	05:05 PM - 05:10 PM	52.4	45.9	07:45 PM - 07:50 PM	51.5	43.7
02:30 PM - 02:35 PM	58.8	43.2	05:10 PM - 05:15 PM	50.9	45.1	07:50 PM - 07:55 PM	45.9	43.8
02:35 PM - 02:40 PM	48.7	42.9	05:15 PM - 05:20 PM	51.0	44.6	07:55 PM - 08:00 PM	48.7	44.3
02:40 PM - 02:45 PM	51.5	43.1	05:20 PM - 05:25 PM	50.1	44.2	08:00 PM - 08:05 PM	45.8	43.8
02:45 PM - 02:50 PM	46.4	42.1	05:25 PM - 05:30 PM	51.8	45.1	08:05 PM - 08:10 PM	46.1	44.5
02:50 PM - 02:55 PM	44.2	40.8	05:30 PM - 05:35 PM	50.4	44.3	08:10 PM - 08:15 PM	47.3	44.7
02:55 PM - 03:00 PM	56.2	44.4	05:35 PM - 05:40 PM	51.2	45.9	08:15 PM - 08:20 PM	49.6	45.7
03:00 PM - 03:05 PM	48.0	42.2	05:40 PM - 05:45 PM	53.6	49.4	08:20 PM - 08:25 PM	48.8	45.8
03:05 PM - 03:10 PM	52.4	42.5	05:45 PM - 05:50 PM	46.6	42.2	08:25 PM - 08:30 PM	47.5	45.5
03:10 PM - 03:15 PM	50.2	42.7	05:50 PM - 05:55 PM	49.7	41.4	08:30 PM - 08:35 PM	47.3	45.5
03:15 PM - 03:20 PM	66.8	47.1	05:55 PM - 06:00 PM	46.7	42.1	08:35 PM - 08:40 PM	47.8	46.5
03:20 PM - 03:25 PM	67.1	62.0	06:00 PM - 06:05 PM	47.4	42.1	08:40 PM - 08:45 PM	51.9	46.7
03:25 PM - 03:30 PM	65.8	63.1	06:05 PM - 06:10 PM	49.1	43.4	08:45 PM - 08:50 PM	49.9	46.1
03:30 PM - 03:35 PM	68.8	67.1	06:10 PM - 06:15 PM	49.4	45.4	08:50 PM - 08:55 PM	47.2	45.9
03:35 PM - 03:40 PM	65.3	62.3	06:15 PM - 06:20 PM	49.2	44.1	08:55 PM - 09:00 PM	48.8	45.7
03:40 PM - 03:45 PM	52.3	47.4	06:20 PM - 06:25 PM	52.7	44.8	09:00 PM - 09:05 PM	49.5	45.3
03:45 PM - 03:50 PM	49.0	43.2	06:25 PM - 06:30 PM	49.0	45.6	09:05 PM - 09:10 PM	48.9	45.9
03:50 PM - 03:55 PM	45.7	41.4	06:30 PM - 06:35 PM	48.4	44.5	09:10 PM - 09:15 PM	46.7	45.6
03:55 PM - 04:00 PM	47.2	41.2	06:35 PM - 06:40 PM	46.1	44.1	09:15 PM - 09:20 PM	48.3	46.1
04:00 PM - 04:05 PM	46.5	41.6	06:40 PM - 06:45 PM	47.2	43.1	09:20 PM - 09:25 PM	46.7	45.7
04:05 PM - 04:10 PM	48.2	41.5	06:45 PM - 06:50 PM	46.7	42.8	09:25 PM - 09:30 PM	47.5	45.2
04:10 PM - 04:15 PM	48.1	42.1	06:50 PM - 06:55 PM	51.0	42.5	09:30 PM - 09:35 PM	45.8	44.9
04:15 PM - 04:20 PM	46.8	43.6	06:55 PM - 07:00 PM	45.4	43.3	09:35 PM - 09:40 PM	46.6	44.8
04:20 PM - 04:25 PM	47.2	43.8	07:00 PM - 07:05 PM	45.7	44.0	09:40 PM - 09:45 PM	47.4	45.0
04:25 PM - 04:30 PM	47.5	43.9	07:05 PM - 07:10 PM	47.6	44.3	09:45 PM - 09:50 PM	45.7	44.3
04:30 PM - 04:35 PM	46.7	42.2	07:10 PM - 07:15 PM	50.6	49.8	09:50 PM - 09:55 PM	45.0	44.4
04:35 PM - 04:40 PM	48.1	41.7	07:15 PM - 07:20 PM	50.3	49.5	09:55 PM - 10:00 PM	47.2	44.2

The above results are valid only for the analyzed/tested sample(s) as indicated in this report. No part of this report or certificate may be reproduced in any form without written consent from the Laboratory. ALS Laboratory Group (Thailand) strongly recommends that this report is not reproduced except in full.

Approved by

Sarayuth Jittrantont
Assistant General Manager



Analysis / Test Report

Client : Gulf NRV2 Co., Ltd.

789 Moo 6, T. Nongraveing, A. Muang, Nakhonratchasima Thailand 30000

P/O : GNRV2-4211200239

Project Name : Monitoring EIA

Project Location : GNRV2

Lot ID: 22122147

Date Received : Nov 30, 2022

Date Reported : Dec 09, 2022

Report Number : 2509430-1 C11

Page 2 of 3

Sample Number 22122147-13
Parameter Noise Level (Leq 5 min)
Location ชุมชนด้านทิศตะวันตกของโครงการโรงไฟฟ้าหนองระเรียง 2 (GPS 48P 0194661, 1653152)
Measurement Date Nov 26 - Nov 27, 2022
Measurement by Sangtawan Natasat
Sound Level meter Serial No. 998162

Nov 26 - Nov 27, 2022	Leq	L90	Nov 27, 2022	Leq	L90	Nov 27, 2022	Leq	L90
Time	dB(A)	dB(A)	Time	dB(A)	dB(A)	Time	dB(A)	dB(A)
10:00 PM - 10:05 PM	46.6	44.2	12:40 AM - 12:45 AM	43.7	43.0	03:20 AM - 03:25 AM	42.4	41.0
10:05 PM - 10:10 PM	45.7	44.4	12:45 AM - 12:50 AM	44.5	43.6	03:25 AM - 03:30 AM	41.2	39.1
10:10 PM - 10:15 PM	46.2	44.9	12:50 AM - 12:55 AM	44.2	43.1	03:30 AM - 03:35 AM	41.8	40.7
10:15 PM - 10:20 PM	45.6	44.6	12:55 AM - 01:00 AM	42.9	42.3	03:35 AM - 03:40 AM	40.8	39.9
10:20 PM - 10:25 PM	47.6	45.5	01:00 AM - 01:05 AM	44.1	43.4	03:40 AM - 03:45 AM	41.7	41.0
10:25 PM - 10:30 PM	48.4	46.0	01:05 AM - 01:10 AM	44.1	43.4	03:45 AM - 03:50 AM	41.5	40.8
10:30 PM - 10:35 PM	47.0	45.1	01:10 AM - 01:15 AM	44.2	43.3	03:50 AM - 03:55 AM	41.4	40.5
10:35 PM - 10:40 PM	45.9	44.5	01:15 AM - 01:20 AM	43.8	42.7	03:55 AM - 04:00 AM	42.3	41.2
10:40 PM - 10:45 PM	47.1	45.4	01:20 AM - 01:25 AM	44.7	43.1	04:00 AM - 04:05 AM	42.2	40.4
10:45 PM - 10:50 PM	48.5	44.9	01:25 AM - 01:30 AM	44.3	42.4	04:05 AM - 04:10 AM	43.0	42.0
10:50 PM - 10:55 PM	46.4	43.5	01:30 AM - 01:35 AM	45.0	42.3	04:10 AM - 04:15 AM	42.9	41.9
10:55 PM - 11:00 PM	45.0	43.2	01:35 AM - 01:40 AM	44.1	42.0	04:15 AM - 04:20 AM	42.2	40.1
11:00 PM - 11:05 PM	46.1	43.5	01:40 AM - 01:45 AM	43.9	41.9	04:20 AM - 04:25 AM	40.4	38.7
11:05 PM - 11:10 PM	52.0	43.3	01:45 AM - 01:50 AM	46.2	42.5	04:25 AM - 04:30 AM	40.9	39.2
11:10 PM - 11:15 PM	44.1	42.7	01:50 AM - 01:55 AM	44.0	41.0	04:30 AM - 04:35 AM	40.5	39.1
11:15 PM - 11:20 PM	44.2	42.9	01:55 AM - 02:00 AM	43.7	41.4	04:35 AM - 04:40 AM	41.1	39.4
11:20 PM - 11:25 PM	44.1	43.0	02:00 AM - 02:05 AM	42.1	40.8	04:40 AM - 04:45 AM	40.9	39.4
11:25 PM - 11:30 PM	43.5	42.4	02:05 AM - 02:10 AM	43.5	41.0	04:45 AM - 04:50 AM	40.7	39.1
11:30 PM - 11:35 PM	44.3	42.3	02:10 AM - 02:15 AM	42.0	41.2	04:50 AM - 04:55 AM	41.4	40.0
11:35 PM - 11:40 PM	47.6	42.8	02:15 AM - 02:20 AM	41.9	41.0	04:55 AM - 05:00 AM	42.1	40.6
11:40 PM - 11:45 PM	49.8	42.3	02:20 AM - 02:25 AM	41.5	40.4	05:00 AM - 05:05 AM	42.5	41.0
11:45 PM - 11:50 PM	44.6	42.5	02:25 AM - 02:30 AM	39.5	38.3	05:05 AM - 05:10 AM	43.2	41.1
11:50 PM - 11:55 PM	46.8	43.3	02:30 AM - 02:35 AM	39.5	38.6	05:10 AM - 05:15 AM	42.2	40.3
11:55 PM - 12:00 AM	46.5	44.0	02:35 AM - 02:40 AM	40.4	39.6	05:15 AM - 05:20 AM	41.8	40.2
12:00 AM - 12:05 AM	46.2	44.2	02:40 AM - 02:45 AM	44.6	40.9	05:20 AM - 05:25 AM	42.3	40.3
12:05 AM - 12:10 AM	46.7	44.2	02:45 AM - 02:50 AM	42.2	40.5	05:25 AM - 05:30 AM	41.4	39.8
12:10 AM - 12:15 AM	45.8	43.5	02:50 AM - 02:55 AM	40.7	40.0	05:30 AM - 05:35 AM	41.4	39.5
12:15 AM - 12:20 AM	43.7	43.0	02:55 AM - 03:00 AM	41.9	40.2	05:35 AM - 05:40 AM	43.1	39.4
12:20 AM - 12:25 AM	44.4	43.2	03:00 AM - 03:05 AM	39.5	38.4	05:40 AM - 05:45 AM	44.8	39.8
12:25 AM - 12:30 AM	44.7	43.7	03:05 AM - 03:10 AM	44.3	39.9	05:45 AM - 05:50 AM	41.5	39.4
12:30 AM - 12:35 AM	47.4	43.5	03:10 AM - 03:15 AM	40.9	39.8	05:50 AM - 05:55 AM	41.1	39.0
12:35 AM - 12:40 AM	44.9	43.4	03:15 AM - 03:20 AM	42.3	40.1	05:55 AM - 06:00 AM	41.8	39.2

The above results are valid only for the analyzed/tested sample(s) as indicated in this report. No part of this report or certificate may be reproduced in any form without written consent from the Laboratory, ALS Laboratory Group (Thailand) strongly recommends that this report is not reproduced except in full.

Approved by

Sarayuth Jittrantont
Assistant General Manager



Analysis / Test Report

Client : Gulf NRV2 Co., Ltd.

789 Moo 6, T. Nongraveing, A. Muang, Nakhonratchasima Thailand 30000

P/O : GNRV2-4211200239

Project Name : Monitoring EIA

Project Location : GNRV2

Lot ID: 22122147

Date Received : Nov 30, 2022

Date Reported : Dec 09, 2022

Report Number : 2509430-1 C11

Page 3 of 3

Sample Number 22122147-13
Parameter Noise Level (Leq 5 min)
Location ชุมชนด้านทิศตะวันตกของโครงการโรงไฟฟ้าหนองระเรียง 2 (GPS 48P 0194661, 1653152)
Measurement Date Nov 26 - Nov 27, 2022
Measurement by Sangtawan Natasat
Sound Level meter Serial No. 998162

Nov 27, 2022 Time	Leq dB(A)	L90 dB(A)	Nov 27, 2022 Time	Leq dB(A)	L90 dB(A)	Nov 27, 2022 Time	Leq dB(A)	L90 dB(A)
06:00 AM - 06:05 AM	43.7	38.9	08:40 AM - 08:45 AM	46.6	39.2	11:20 AM - 11:25 AM	43.7	35.5
06:05 AM - 06:10 AM	42.9	38.3	08:45 AM - 08:50 AM	47.1	39.1	11:25 AM - 11:30 AM	45.6	37.7
06:10 AM - 06:15 AM	43.5	38.1	08:50 AM - 08:55 AM	48.9	38.2	11:30 AM - 11:35 AM	45.7	38.2
06:15 AM - 06:20 AM	44.8	38.5	08:55 AM - 09:00 AM	49.6	40.9	11:35 AM - 11:40 AM	49.9	36.7
06:20 AM - 06:25 AM	46.8	38.0	09:00 AM - 09:05 AM	51.8	40.3	11:40 AM - 11:45 AM	51.3	36.0
06:25 AM - 06:30 AM	47.9	39.6	09:05 AM - 09:10 AM	45.4	38.2	11:45 AM - 11:50 AM	46.7	36.2
06:30 AM - 06:35 AM	45.5	37.8	09:10 AM - 09:15 AM	45.9	37.1	11:50 AM - 11:55 AM	45.4	36.2
06:35 AM - 06:40 AM	46.2	39.0	09:15 AM - 09:20 AM	46.0	36.2	11:55 AM - 12:00 PM	49.4	36.7
06:40 AM - 06:45 AM	46.2	39.0	09:20 AM - 09:25 AM	48.2	38.7	12:00 PM - 12:05 PM	46.8	36.9
06:45 AM - 06:50 AM	49.6	38.4	09:25 AM - 09:30 AM	47.9	40.2	12:05 PM - 12:10 PM	50.0	37.0
06:50 AM - 06:55 AM	46.5	38.1	09:30 AM - 09:35 AM	46.4	37.2	12:10 PM - 12:15 PM	43.7	35.5
06:55 AM - 07:00 AM	46.9	40.8	09:35 AM - 09:40 AM	46.3	39.2	12:15 PM - 12:20 PM	43.5	34.1
07:00 AM - 07:05 AM	46.7	41.2	09:40 AM - 09:45 AM	44.2	36.6	12:20 PM - 12:25 PM	45.6	35.8
07:05 AM - 07:10 AM	48.1	43.0	09:45 AM - 09:50 AM	42.9	37.7	12:25 PM - 12:30 PM	39.7	34.9
07:10 AM - 07:15 AM	47.2	40.8	09:50 AM - 09:55 AM	45.7	37.6	12:30 PM - 12:35 PM	43.8	34.7
07:15 AM - 07:20 AM	45.2	39.0	09:55 AM - 10:00 AM	45.8	36.5	12:35 PM - 12:40 PM	44.8	33.4
07:20 AM - 07:25 AM	48.0	41.0	10:00 AM - 10:05 AM	46.8	39.0	12:40 PM - 12:45 PM	42.0	35.3
07:25 AM - 07:30 AM	48.7	40.0	10:05 AM - 10:10 AM	44.8	38.3	12:45 PM - 12:50 PM	41.5	33.4
07:30 AM - 07:35 AM	50.7	39.2	10:10 AM - 10:15 AM	44.3	37.1	12:50 PM - 12:55 PM	51.6	35.6
07:35 AM - 07:40 AM	45.6	38.9	10:15 AM - 10:20 AM	42.6	36.7	12:55 PM - 01:00 PM	42.1	35.0
07:40 AM - 07:45 AM	47.2	38.6	10:20 AM - 10:25 AM	44.8	38.4	01:00 PM - 01:05 PM	43.3	34.1
07:45 AM - 07:50 AM	48.1	38.8	10:25 AM - 10:30 AM	43.7	37.1	01:05 PM - 01:10 PM	42.3	35.0
07:50 AM - 07:55 AM	46.9	38.4	10:30 AM - 10:35 AM	44.5	35.6	01:10 PM - 01:15 PM	43.5	35.0
07:55 AM - 08:00 AM	47.9	37.9	10:35 AM - 10:40 AM	43.6	35.4	01:15 PM - 01:20 PM	42.9	37.9
08:00 AM - 08:05 AM	48.3	39.1	10:40 AM - 10:45 AM	41.9	34.9	01:20 PM - 01:25 PM	47.2	41.2
08:05 AM - 08:10 AM	47.7	41.9	10:45 AM - 10:50 AM	40.9	34.9	01:25 PM - 01:30 PM	51.0	45.0
08:10 AM - 08:15 AM	47.2	40.7	10:50 AM - 10:55 AM	41.9	35.4	01:30 PM - 01:35 PM	51.8	46.7
08:15 AM - 08:20 AM	51.3	39.1	10:55 AM - 11:00 AM	48.6	37.3	01:35 PM - 01:40 PM	47.1	42.2
08:20 AM - 08:25 AM	48.3	40.0	11:00 AM - 11:05 AM	45.3	37.4	01:40 PM - 01:45 PM	46.6	41.1
08:25 AM - 08:30 AM	46.6	39.5	11:05 AM - 11:10 AM	46.2	36.2	01:45 PM - 01:50 PM	48.9	40.1
08:30 AM - 08:35 AM	49.5	42.3	11:10 AM - 11:15 AM	47.2	37.2	01:50 PM - 01:55 PM	43.7	37.4
08:35 AM - 08:40 AM	47.8	38.8	11:15 AM - 11:20 AM	44.1	35.0	01:55 PM - 02:00 PM	44.7	38.2

The above results are valid only for the analyzed/tested sample(s) as indicated in this report. No part of this report or certificate may be reproduced in any form without written consent from the Laboratory. ALS Laboratory Group (Thailand) strongly recommends that this report is not reproduced except in full.

Approved by

Sarayuth Jittrantont
Assistant General Manager



Analysis / Test Report

Client : Gulf NRV2 Co., Ltd.

789 Moo 6, T. Nongraveing, A. Muang, Nakhonratchasima Thailand 30000

P/O : GNRV2-4211200239

Project Name : Monitoring EIA

Project Location : GNRV2

Lot ID: 22122147

Date Received : Nov 30, 2022

Date Reported : Dec 09, 2022

Report Number : 2509431-1 C11

Page 1 of 3

Sample Number 22122147-14
Parameter Noise Level (Leq 5 min)
Location ชุมชนด้านทิศตะวันตกของโครงการโรงไฟฟ้าหนองกระเรียง 2 (GPS 48P 0194661, 1653152)
Measurement Date Nov 27 - Nov 28, 2022
Measurement by Sangtawan Natasat
Sound Level meter Serial No. 998162

Nov 27, 2022	Leq	L90	Nov 27, 2022	Leq	L90	Nov 27, 2022	Leq	L90
Time	dB(A)	dB(A)	Time	dB(A)	dB(A)	Time	dB(A)	dB(A)
02:00 PM - 02:05 PM	47.1	38.0	04:40 PM - 04:45 PM	48.6	38.2	07:20 PM - 07:25 PM	45.1	43.7
02:05 PM - 02:10 PM	46.5	39.6	04:45 PM - 04:50 PM	52.6	40.1	07:25 PM - 07:30 PM	50.3	44.1
02:10 PM - 02:15 PM	45.0	38.1	04:50 PM - 04:55 PM	48.2	38.6	07:30 PM - 07:35 PM	47.2	43.8
02:15 PM - 02:20 PM	46.4	38.7	04:55 PM - 05:00 PM	51.2	41.1	07:35 PM - 07:40 PM	49.2	44.3
02:20 PM - 02:25 PM	50.3	36.4	05:00 PM - 05:05 PM	46.5	40.1	07:40 PM - 07:45 PM	45.0	43.6
02:25 PM - 02:30 PM	42.2	35.7	05:05 PM - 05:10 PM	49.8	39.1	07:45 PM - 07:50 PM	46.4	43.4
02:30 PM - 02:35 PM	47.8	36.4	05:10 PM - 05:15 PM	48.9	38.8	07:50 PM - 07:55 PM	45.2	43.5
02:35 PM - 02:40 PM	43.4	35.7	05:15 PM - 05:20 PM	43.8	38.2	07:55 PM - 08:00 PM	47.3	43.6
02:40 PM - 02:45 PM	41.4	36.1	05:20 PM - 05:25 PM	45.8	40.0	08:00 PM - 08:05 PM	46.1	43.6
02:45 PM - 02:50 PM	44.9	36.8	05:25 PM - 05:30 PM	45.6	37.5	08:05 PM - 08:10 PM	44.2	43.1
02:50 PM - 02:55 PM	43.7	37.9	05:30 PM - 05:35 PM	45.2	37.6	08:10 PM - 08:15 PM	47.1	43.6
02:55 PM - 03:00 PM	43.0	36.8	05:35 PM - 05:40 PM	47.2	39.3	08:15 PM - 08:20 PM	48.8	44.8
03:00 PM - 03:05 PM	47.0	38.4	05:40 PM - 05:45 PM	47.1	40.5	08:20 PM - 08:25 PM	46.7	44.6
03:05 PM - 03:10 PM	44.3	38.3	05:45 PM - 05:50 PM	45.4	39.7	08:25 PM - 08:30 PM	46.2	44.5
03:10 PM - 03:15 PM	49.8	41.0	05:50 PM - 05:55 PM	47.2	40.8	08:30 PM - 08:35 PM	46.3	43.5
03:15 PM - 03:20 PM	45.5	39.5	05:55 PM - 06:00 PM	44.4	41.2	08:35 PM - 08:40 PM	47.9	43.6
03:20 PM - 03:25 PM	43.4	37.8	06:00 PM - 06:05 PM	45.5	41.2	08:40 PM - 08:45 PM	47.7	44.0
03:25 PM - 03:30 PM	42.9	37.3	06:05 PM - 06:10 PM	46.6	42.7	08:45 PM - 08:50 PM	45.1	43.8
03:30 PM - 03:35 PM	47.9	37.4	06:10 PM - 06:15 PM	47.2	43.5	08:50 PM - 08:55 PM	51.4	44.1
03:35 PM - 03:40 PM	42.9	37.9	06:15 PM - 06:20 PM	46.1	43.5	08:55 PM - 09:00 PM	49.2	44.0
03:40 PM - 03:45 PM	44.6	38.8	06:20 PM - 06:25 PM	46.9	44.4	09:00 PM - 09:05 PM	47.6	43.4
03:45 PM - 03:50 PM	45.2	36.5	06:25 PM - 06:30 PM	45.9	43.9	09:05 PM - 09:10 PM	46.3	43.0
03:50 PM - 03:55 PM	44.9	39.0	06:30 PM - 06:35 PM	46.2	44.1	09:10 PM - 09:15 PM	44.0	42.7
03:55 PM - 04:00 PM	43.9	36.3	06:35 PM - 06:40 PM	47.5	44.9	09:15 PM - 09:20 PM	44.2	42.2
04:00 PM - 04:05 PM	43.5	37.4	06:40 PM - 06:45 PM	45.5	44.1	09:20 PM - 09:25 PM	46.4	43.0
04:05 PM - 04:10 PM	48.5	38.4	06:45 PM - 06:50 PM	46.6	44.7	09:25 PM - 09:30 PM	45.1	43.2
04:10 PM - 04:15 PM	43.9	36.8	06:50 PM - 06:55 PM	50.4	44.6	09:30 PM - 09:35 PM	46.4	42.2
04:15 PM - 04:20 PM	43.5	37.4	06:55 PM - 07:00 PM	48.6	44.2	09:35 PM - 09:40 PM	43.3	41.7
04:20 PM - 04:25 PM	45.6	39.0	07:00 PM - 07:05 PM	46.7	44.2	09:40 PM - 09:45 PM	43.8	41.9
04:25 PM - 04:30 PM	48.0	40.4	07:05 PM - 07:10 PM	45.9	44.0	09:45 PM - 09:50 PM	43.2	41.7
04:30 PM - 04:35 PM	43.7	37.0	07:10 PM - 07:15 PM	47.7	43.2	09:50 PM - 09:55 PM	46.0	41.6
04:35 PM - 04:40 PM	45.9	38.3	07:15 PM - 07:20 PM	45.5	43.8	09:55 PM - 10:00 PM	46.9	42.0

The above results are valid only for the analyzed/tested sample(s) as indicated in this report. No part of this report or certificate may be reproduced in any form without written consent from the Laboratory. ALS Laboratory Group (Thailand) strongly recommends that this report is not reproduced except in full.

Approved by

Sarayuth Jittrantont
Assistant General Manager



Analysis / Test Report

Client : Gulf NRV2 Co., Ltd.

789 Moo 6, T. Nongraveing, A. Muang, Nakhonratchasima Thailand 30000

P/O : GNRV2-4211200239

Project Name : Monitoring EIA

Project Location : GNRV2

Lot ID: 22122147

Date Received : Nov 30, 2022

Date Reported : Dec 09, 2022

Report Number : 2509431-1 C11

Page 2 of 3

Sample Number 22122147-14
Parameter Noise Level (Leq 5 min)
Location ชุมชนด้านทิศตะวันตกของโครงการโรงไฟฟ้าหนองระเรียง 2 (GPS 48P 0194661, 1653152)
Measurement Date Nov 27 - Nov 28, 2022
Measurement by Sangtawan Natasat
Sound Level meter Serial No. 998162

Nov 27 - Nov 28, 2022	Leq	L90	Nov 28, 2022	Leq	L90	Nov 28, 2022	Leq	L90
Time	dB(A)	dB(A)	Time	dB(A)	dB(A)	Time	dB(A)	dB(A)
10:00 PM - 10:05 PM	42.5	41.7	12:40 AM - 12:45 AM	42.3	40.7	03:20 AM - 03:25 AM	40.0	37.9
10:05 PM - 10:10 PM	44.6	41.4	12:45 AM - 12:50 AM	43.2	41.3	03:25 AM - 03:30 AM	38.8	37.6
10:10 PM - 10:15 PM	44.4	41.4	12:50 AM - 12:55 AM	41.3	39.7	03:30 AM - 03:35 AM	40.0	38.6
10:15 PM - 10:20 PM	48.2	42.5	12:55 AM - 01:00 AM	40.8	39.6	03:35 AM - 03:40 AM	40.3	39.1
10:20 PM - 10:25 PM	43.4	42.3	01:00 AM - 01:05 AM	40.2	39.1	03:40 AM - 03:45 AM	39.9	38.3
10:25 PM - 10:30 PM	48.5	42.5	01:05 AM - 01:10 AM	39.4	38.6	03:45 AM - 03:50 AM	40.6	39.1
10:30 PM - 10:35 PM	45.4	42.3	01:10 AM - 01:15 AM	40.6	39.0	03:50 AM - 03:55 AM	40.2	38.4
10:35 PM - 10:40 PM	43.1	41.9	01:15 AM - 01:20 AM	41.3	40.0	03:55 AM - 04:00 AM	39.7	38.1
10:40 PM - 10:45 PM	42.7	41.2	01:20 AM - 01:25 AM	41.9	40.6	04:00 AM - 04:05 AM	39.1	37.3
10:45 PM - 10:50 PM	44.3	41.8	01:25 AM - 01:30 AM	42.1	40.9	04:05 AM - 04:10 AM	38.7	36.9
10:50 PM - 10:55 PM	43.2	41.2	01:30 AM - 01:35 AM	41.6	40.5	04:10 AM - 04:15 AM	39.1	37.5
10:55 PM - 11:00 PM	45.1	41.3	01:35 AM - 01:40 AM	41.9	40.5	04:15 AM - 04:20 AM	40.1	38.6
11:00 PM - 11:05 PM	51.0	41.7	01:40 AM - 01:45 AM	42.5	41.1	04:20 AM - 04:25 AM	43.5	38.2
11:05 PM - 11:10 PM	50.6	41.9	01:45 AM - 01:50 AM	49.2	40.8	04:25 AM - 04:30 AM	39.3	37.5
11:10 PM - 11:15 PM	43.7	41.7	01:50 AM - 01:55 AM	43.9	41.3	04:30 AM - 04:35 AM	42.7	38.8
11:15 PM - 11:20 PM	45.9	42.0	01:55 AM - 02:00 AM	42.9	40.4	04:35 AM - 04:40 AM	41.1	39.1
11:20 PM - 11:25 PM	45.6	41.8	02:00 AM - 02:05 AM	42.0	40.1	04:40 AM - 04:45 AM	40.5	39.1
11:25 PM - 11:30 PM	43.6	41.8	02:05 AM - 02:10 AM	41.2	39.9	04:45 AM - 04:50 AM	41.4	39.0
11:30 PM - 11:35 PM	43.3	41.3	02:10 AM - 02:15 AM	41.4	39.9	04:50 AM - 04:55 AM	40.2	38.6
11:35 PM - 11:40 PM	42.7	41.4	02:15 AM - 02:20 AM	41.7	40.3	04:55 AM - 05:00 AM	39.8	38.5
11:40 PM - 11:45 PM	43.7	42.4	02:20 AM - 02:25 AM	41.9	40.0	05:00 AM - 05:05 AM	40.7	38.7
11:45 PM - 11:50 PM	45.2	43.0	02:25 AM - 02:30 AM	41.8	39.8	05:05 AM - 05:10 AM	39.6	38.4
11:50 PM - 11:55 PM	44.8	42.8	02:30 AM - 02:35 AM	41.3	39.6	05:10 AM - 05:15 AM	40.1	38.6
11:55 PM - 12:00 AM	44.0	42.0	02:35 AM - 02:40 AM	40.9	39.4	05:15 AM - 05:20 AM	40.9	39.0
12:00 AM - 12:05 AM	41.6	40.4	02:40 AM - 02:45 AM	41.2	39.7	05:20 AM - 05:25 AM	40.0	38.6
12:05 AM - 12:10 AM	41.6	40.1	02:45 AM - 02:50 AM	40.2	38.6	05:25 AM - 05:30 AM	40.9	39.4
12:10 AM - 12:15 AM	42.7	40.0	02:50 AM - 02:55 AM	38.9	37.1	05:30 AM - 05:35 AM	41.7	39.6
12:15 AM - 12:20 AM	42.8	40.7	02:55 AM - 03:00 AM	40.1	37.8	05:35 AM - 05:40 AM	42.1	39.6
12:20 AM - 12:25 AM	41.7	40.5	03:00 AM - 03:05 AM	40.5	38.6	05:40 AM - 05:45 AM	42.1	40.0
12:25 AM - 12:30 AM	42.6	40.9	03:05 AM - 03:10 AM	40.6	38.9	05:45 AM - 05:50 AM	43.6	40.4
12:30 AM - 12:35 AM	41.7	40.3	03:10 AM - 03:15 AM	41.3	38.7	05:50 AM - 05:55 AM	46.6	41.0
12:35 AM - 12:40 AM	41.7	40.7	03:15 AM - 03:20 AM	39.7	38.3	05:55 AM - 06:00 AM	45.2	41.3

The above results are valid only for the analyzed/tested sample(s) as indicated in this report. No part of this report or certificate may be reproduced in any form without written consent from the Laboratory. ALS Laboratory Group (Thailand) strongly recommends that this report is not reproduced except in full.

Approved by

Sarayuth Jittrantont
Assistant General Manager



Analysis / Test Report

Client : Gulf NRV2 Co., Ltd.

789 Moo 6, T. Nongraveing, A. Muang, Nakhonratchasima Thailand 30000

P/O : GNRV2-4211200239

Project Name : Monitoring EIA

Project Location : GNRV2

Lot ID: 22122147

Date Received : Nov 30, 2022

Date Reported : Dec 09, 2022

Report Number : 2509431-1 C11

Page 3 of 3

Sample Number 22122147-14
 Parameter Noise Level (Leq 5 min)
 Location ชุมชนด้านทิศตะวันตกของโครงการโรงไฟฟ้าหนองระเรียง 2 (GPS 48P 0194661, 1653152)
 Measurement Date Nov 27 - Nov 28, 2022
 Measurement by Sangtawan Natasat
 Sound Level meter Serial No. 998162

Nov 28, 2022 Time	Leq dB(A)	L90 dB(A)	Nov 28, 2022 Time	Leq dB(A)	L90 dB(A)	Nov 28, 2022 Time	Leq dB(A)	L90 dB(A)
06:00 AM - 06:05 AM	47.1	41.3	08:40 AM - 08:45 AM	48.5	39.4	11:20 AM - 11:25 AM	42.8	32.3
06:05 AM - 06:10 AM	46.6	41.6	08:45 AM - 08:50 AM	45.8	38.3	11:25 AM - 11:30 AM	41.8	32.3
06:10 AM - 06:15 AM	45.6	41.3	08:50 AM - 08:55 AM	43.8	37.3	11:30 AM - 11:35 AM	44.0	35.1
06:15 AM - 06:20 AM	49.2	42.1	08:55 AM - 09:00 AM	41.2	36.1	11:35 AM - 11:40 AM	43.5	35.1
06:20 AM - 06:25 AM	49.5	42.4	09:00 AM - 09:05 AM	43.4	37.5	11:40 AM - 11:45 AM	41.2	33.5
06:25 AM - 06:30 AM	46.8	41.6	09:05 AM - 09:10 AM	43.3	36.9	11:45 AM - 11:50 AM	43.9	35.5
06:30 AM - 06:35 AM	49.3	43.7	09:10 AM - 09:15 AM	40.5	35.1	11:50 AM - 11:55 AM	40.8	33.9
06:35 AM - 06:40 AM	47.4	41.4	09:15 AM - 09:20 AM	42.7	36.8	11:55 AM - 12:00 PM	50.5	34.0
06:40 AM - 06:45 AM	48.2	41.4	09:20 AM - 09:25 AM	44.3	36.1	12:00 PM - 12:05 PM	43.2	33.7
06:45 AM - 06:50 AM	47.0	42.3	09:25 AM - 09:30 AM	41.8	37.2	12:05 PM - 12:10 PM	46.8	34.4
06:50 AM - 06:55 AM	51.6	42.6	09:30 AM - 09:35 AM	44.2	37.5	12:10 PM - 12:15 PM	46.9	35.1
06:55 AM - 07:00 AM	47.0	42.0	09:35 AM - 09:40 AM	46.1	36.1	12:15 PM - 12:20 PM	44.0	34.6
07:00 AM - 07:05 AM	47.2	42.0	09:40 AM - 09:45 AM	44.4	35.3	12:20 PM - 12:25 PM	47.9	34.7
07:05 AM - 07:10 AM	50.2	43.0	09:45 AM - 09:50 AM	44.6	36.4	12:25 PM - 12:30 PM	45.9	35.6
07:10 AM - 07:15 AM	49.7	43.0	09:50 AM - 09:55 AM	40.7	35.6	12:30 PM - 12:35 PM	38.7	33.9
07:15 AM - 07:20 AM	51.7	45.1	09:55 AM - 10:00 AM	43.8	36.7	12:35 PM - 12:40 PM	40.6	34.0
07:20 AM - 07:25 AM	50.9	44.8	10:00 AM - 10:05 AM	52.7	36.1	12:40 PM - 12:45 PM	54.0	40.0
07:25 AM - 07:30 AM	49.9	44.1	10:05 AM - 10:10 AM	54.0	37.1	12:45 PM - 12:50 PM	44.3	35.4
07:30 AM - 07:35 AM	51.1	45.9	10:10 AM - 10:15 AM	41.6	35.9	12:50 PM - 12:55 PM	42.9	36.5
07:35 AM - 07:40 AM	48.9	44.4	10:15 AM - 10:20 AM	44.2	36.9	12:55 PM - 01:00 PM	54.3	35.3
07:40 AM - 07:45 AM	47.4	43.1	10:20 AM - 10:25 AM	46.2	38.6	01:00 PM - 01:05 PM	44.0	33.5
07:45 AM - 07:50 AM	49.5	42.4	10:25 AM - 10:30 AM	43.1	37.0	01:05 PM - 01:10 PM	43.0	33.5
07:50 AM - 07:55 AM	45.1	40.1	10:30 AM - 10:35 AM	38.7	34.6	01:10 PM - 01:15 PM	45.2	36.3
07:55 AM - 08:00 AM	47.3	39.6	10:35 AM - 10:40 AM	41.7	36.8	01:15 PM - 01:20 PM	44.7	36.3
08:00 AM - 08:05 AM	47.9	40.3	10:40 AM - 10:45 AM	42.1	37.2	01:20 PM - 01:25 PM	42.4	34.7
08:05 AM - 08:10 AM	45.5	38.3	10:45 AM - 10:50 AM	45.1	38.8	01:25 PM - 01:30 PM	45.1	36.7
08:10 AM - 08:15 AM	48.7	39.1	10:50 AM - 10:55 AM	42.3	37.7	01:30 PM - 01:35 PM	42.0	35.1
08:15 AM - 08:20 AM	43.5	38.4	10:55 AM - 11:00 AM	42.0	35.1	01:35 PM - 01:40 PM	51.7	35.2
08:20 AM - 08:25 AM	49.2	39.8	11:00 AM - 11:05 AM	46.3	37.7	01:40 PM - 01:45 PM	44.4	34.9
08:25 AM - 08:30 AM	47.7	39.2	11:05 AM - 11:10 AM	43.1	34.2	01:45 PM - 01:50 PM	48.0	35.6
08:30 AM - 08:35 AM	48.1	41.5	11:10 AM - 11:15 AM	41.7	35.3	01:50 PM - 01:55 PM	48.1	36.3
08:35 AM - 08:40 AM	47.3	41.3	11:15 AM - 11:20 AM	53.1	34.1	01:55 PM - 02:00 PM	45.2	35.8

The above results are valid only for the analyzed/tested sample(s) as indicated in this report. No part of this report or certificate may be reproduced in any form without written consent from the Laboratory. ALS Laboratory Group (Thailand) strongly recommends that this report is not reproduced except in full.

Approved by

Sarayuth Jittrantont
Assistant General Manager



Analysis / Test Report

Client : Gulf NRV2 Co., Ltd.

789 Moo 6, T. Nongraveing, A. Muang, Nakhonratchasima Thailand 30000

P/O : GNRV2-4211200239

Project Name : Monitoring EIA

Project Location : GNRV2

Lot ID: 22122147

Date Received : Nov 30, 2022

Date Reported : Dec 09, 2022

Report Number : 2509432-1 C11

Page 1 of 3

Sample Number 22122147-15
Parameter Noise Level (Leq 5 min)
Location ชุมชนในเขตอุตสาหกรรมสุรนารี (หมู่ที่ 6 ตำบลหนองระเวียง) (GPS 48P 0196392, 1651555)
Measurement Date Nov 21 - Nov 22, 2022
Measurement by Sangtawan Natasat
Sound Level meter Serial No. 885439

Nov 21, 2022 Time	Leq dB(A)	L90 dB(A)	Nov 21, 2022 Time	Leq dB(A)	L90 dB(A)	Nov 21, 2022 Time	Leq dB(A)	L90 dB(A)
02:00 PM - 02:05 PM	61.3	57.4	04:40 PM - 04:45 PM	62.8	58.1	07:20 PM - 07:25 PM	60.2	57.8
02:05 PM - 02:10 PM	58.9	57.2	04:45 PM - 04:50 PM	66.6	62.4	07:25 PM - 07:30 PM	60.5	57.8
02:10 PM - 02:15 PM	59.0	56.4	04:50 PM - 04:55 PM	64.0	60.9	07:30 PM - 07:35 PM	60.4	57.4
02:15 PM - 02:20 PM	64.2	57.3	04:55 PM - 05:00 PM	64.1	60.0	07:35 PM - 07:40 PM	59.5	57.7
02:20 PM - 02:25 PM	60.3	56.4	05:00 PM - 05:05 PM	60.7	58.6	07:40 PM - 07:45 PM	63.7	57.9
02:25 PM - 02:30 PM	58.6	56.2	05:05 PM - 05:10 PM	62.8	59.3	07:45 PM - 07:50 PM	62.0	57.8
02:30 PM - 02:35 PM	58.6	55.9	05:10 PM - 05:15 PM	63.0	59.3	07:50 PM - 07:55 PM	61.9	58.4
02:35 PM - 02:40 PM	58.2	56.5	05:15 PM - 05:20 PM	65.5	60.2	07:55 PM - 08:00 PM	58.9	57.3
02:40 PM - 02:45 PM	59.7	57.0	05:20 PM - 05:25 PM	63.1	58.9	08:00 PM - 08:05 PM	59.6	57.0
02:45 PM - 02:50 PM	60.2	56.4	05:25 PM - 05:30 PM	60.1	55.6	08:05 PM - 08:10 PM	61.3	57.4
02:50 PM - 02:55 PM	59.9	56.6	05:30 PM - 05:35 PM	62.3	59.6	08:10 PM - 08:15 PM	58.8	56.9
02:55 PM - 03:00 PM	59.4	56.8	05:35 PM - 05:40 PM	62.4	58.6	08:15 PM - 08:20 PM	59.1	57.2
03:00 PM - 03:05 PM	59.9	57.2	05:40 PM - 05:45 PM	61.4	58.4	08:20 PM - 08:25 PM	63.4	56.8
03:05 PM - 03:10 PM	59.5	56.8	05:45 PM - 05:50 PM	60.8	57.1	08:25 PM - 08:30 PM	58.1	56.8
03:10 PM - 03:15 PM	58.6	56.5	05:50 PM - 05:55 PM	61.4	57.0	08:30 PM - 08:35 PM	58.7	57.1
03:15 PM - 03:20 PM	59.6	57.0	05:55 PM - 06:00 PM	59.7	55.1	08:35 PM - 08:40 PM	58.5	57.0
03:20 PM - 03:25 PM	59.9	57.7	06:00 PM - 06:05 PM	60.8	56.5	08:40 PM - 08:45 PM	58.7	57.5
03:25 PM - 03:30 PM	60.2	58.3	06:05 PM - 06:10 PM	62.2	57.7	08:45 PM - 08:50 PM	58.4	57.2
03:30 PM - 03:35 PM	59.0	57.4	06:10 PM - 06:15 PM	60.8	56.3	08:50 PM - 08:55 PM	60.9	57.0
03:35 PM - 03:40 PM	60.9	58.8	06:15 PM - 06:20 PM	60.4	55.5	08:55 PM - 09:00 PM	59.9	56.8
03:40 PM - 03:45 PM	63.7	58.0	06:20 PM - 06:25 PM	62.1	56.2	09:00 PM - 09:05 PM	58.5	56.9
03:45 PM - 03:50 PM	63.8	61.1	06:25 PM - 06:30 PM	60.0	55.8	09:05 PM - 09:10 PM	57.8	56.9
03:50 PM - 03:55 PM	63.2	59.8	06:30 PM - 06:35 PM	60.2	54.2	09:10 PM - 09:15 PM	58.7	57.1
03:55 PM - 04:00 PM	62.5	58.9	06:35 PM - 06:40 PM	63.6	58.3	09:15 PM - 09:20 PM	58.0	56.9
04:00 PM - 04:05 PM	68.9	59.0	06:40 PM - 06:45 PM	65.9	60.6	09:20 PM - 09:25 PM	59.2	56.9
04:05 PM - 04:10 PM	61.5	59.1	06:45 PM - 06:50 PM	64.5	61.3	09:25 PM - 09:30 PM	58.1	57.0
04:10 PM - 04:15 PM	61.3	59.4	06:50 PM - 06:55 PM	64.3	60.0	09:30 PM - 09:35 PM	59.0	57.5
04:15 PM - 04:20 PM	62.1	59.1	06:55 PM - 07:00 PM	62.2	57.7	09:35 PM - 09:40 PM	58.5	57.3
04:20 PM - 04:25 PM	62.8	58.6	07:00 PM - 07:05 PM	60.4	57.9	09:40 PM - 09:45 PM	58.9	57.4
04:25 PM - 04:30 PM	61.5	58.1	07:05 PM - 07:10 PM	61.3	58.9	09:45 PM - 09:50 PM	58.7	57.3
04:30 PM - 04:35 PM	62.7	56.7	07:10 PM - 07:15 PM	61.2	58.7	09:50 PM - 09:55 PM	57.7	56.9
04:35 PM - 04:40 PM	59.6	56.4	07:15 PM - 07:20 PM	60.6	58.0	09:55 PM - 10:00 PM	59.3	57.2

Approved by

Sarayuth Jittrantont
Assistant General Manager

The above results are valid only for the analyzed/tested sample(s) as indicated in this report. No part of this report or certificate may be reproduced in any form without written consent from the Laboratory. ALS Laboratory Group (Thailand) strongly recommends that this report is not reproduced except in full.



Analysis / Test Report

Client : Gulf NRV2 Co., Ltd.

789 Moo 6, T. Nongraveing, A. Muang, Nakhonratchasima Thailand 30000

P/O : GNRV2-4211200239

Project Name : Monitoring EIA

Project Location : GNRV2

Lot ID: 22122147

Date Received : Nov 30, 2022

Date Reported : Dec 09, 2022

Report Number : 2509432-1 C11

Page 2 of 3

Sample Number 22122147-15
 Parameter Noise Level (Leq 5 min)
 Location ชุมชนในเขตอุตสาหกรรมสุรนารี (หมู่ที่ 6 ตำบลหนองระเวียง) (GPS 48P 0196392, 1651555)
 Measurement Date Nov 21 - Nov 22, 2022
 Measurement by Sangtawan Natasat
 Sound Level meter Serial No. 885439

Nov 21 - Nov 22, 2022	Leq	L90	Nov 22, 2022	Leq	L90	Nov 22, 2022	Leq	L90
Time	dB(A)	dB(A)	Time	dB(A)	dB(A)	Time	dB(A)	dB(A)
10:00 PM - 10:05 PM	59.6	57.3	12:40 AM - 12:45 AM	58.6	57.7	03:20 AM - 03:25 AM	59.1	58.1
10:05 PM - 10:10 PM	58.9	57.5	12:45 AM - 12:50 AM	58.4	57.7	03:25 AM - 03:30 AM	59.0	58.3
10:10 PM - 10:15 PM	58.3	57.3	12:50 AM - 12:55 AM	58.6	57.7	03:30 AM - 03:35 AM	63.3	58.6
10:15 PM - 10:20 PM	58.2	57.2	12:55 AM - 01:00 AM	58.3	57.4	03:35 AM - 03:40 AM	59.6	58.2
10:20 PM - 10:25 PM	58.4	57.1	01:00 AM - 01:05 AM	58.3	57.7	03:40 AM - 03:45 AM	59.8	58.4
10:25 PM - 10:30 PM	58.8	57.5	01:05 AM - 01:10 AM	58.5	57.9	03:45 AM - 03:50 AM	59.4	57.8
10:30 PM - 10:35 PM	58.8	57.8	01:10 AM - 01:15 AM	59.1	58.0	03:50 AM - 03:55 AM	58.9	57.8
10:35 PM - 10:40 PM	58.7	58.0	01:15 AM - 01:20 AM	60.2	57.8	03:55 AM - 04:00 AM	58.6	57.9
10:40 PM - 10:45 PM	59.0	57.6	01:20 AM - 01:25 AM	58.6	58.0	04:00 AM - 04:05 AM	59.2	58.5
10:45 PM - 10:50 PM	61.8	57.9	01:25 AM - 01:30 AM	58.2	57.6	04:05 AM - 04:10 AM	59.3	58.3
10:50 PM - 10:55 PM	59.3	58.1	01:30 AM - 01:35 AM	58.4	57.8	04:10 AM - 04:15 AM	59.4	58.6
10:55 PM - 11:00 PM	59.7	57.7	01:35 AM - 01:40 AM	58.6	57.9	04:15 AM - 04:20 AM	59.6	58.7
11:00 PM - 11:05 PM	58.7	58.0	01:40 AM - 01:45 AM	58.7	57.9	04:20 AM - 04:25 AM	59.1	58.2
11:05 PM - 11:10 PM	59.1	58.2	01:45 AM - 01:50 AM	60.7	57.8	04:25 AM - 04:30 AM	59.4	58.0
11:10 PM - 11:15 PM	58.6	57.7	01:50 AM - 01:55 AM	61.1	58.1	04:30 AM - 04:35 AM	58.8	58.0
11:15 PM - 11:20 PM	58.9	58.1	01:55 AM - 02:00 AM	59.5	57.9	04:35 AM - 04:40 AM	59.2	57.9
11:20 PM - 11:25 PM	59.0	58.2	02:00 AM - 02:05 AM	58.6	57.9	04:40 AM - 04:45 AM	61.1	57.9
11:25 PM - 11:30 PM	59.3	58.3	02:05 AM - 02:10 AM	59.9	57.9	04:45 AM - 04:50 AM	56.7	48.5
11:30 PM - 11:35 PM	59.2	58.4	02:10 AM - 02:15 AM	59.8	58.0	04:50 AM - 04:55 AM	56.7	48.8
11:35 PM - 11:40 PM	59.1	58.3	02:15 AM - 02:20 AM	58.6	57.9	04:55 AM - 05:00 AM	56.7	49.8
11:40 PM - 11:45 PM	59.0	57.9	02:20 AM - 02:25 AM	58.7	58.1	05:00 AM - 05:05 AM	54.2	50.4
11:45 PM - 11:50 PM	60.9	58.0	02:25 AM - 02:30 AM	58.4	57.8	05:05 AM - 05:10 AM	60.5	52.7
11:50 PM - 11:55 PM	60.1	58.1	02:30 AM - 02:35 AM	59.2	58.0	05:10 AM - 05:15 AM	59.9	53.3
11:55 PM - 12:00 AM	59.5	58.3	02:35 AM - 02:40 AM	58.4	57.9	05:15 AM - 05:20 AM	56.3	53.4
12:00 AM - 12:05 AM	59.1	58.1	02:40 AM - 02:45 AM	59.4	57.9	05:20 AM - 05:25 AM	57.1	53.8
12:05 AM - 12:10 AM	59.1	58.3	02:45 AM - 02:50 AM	58.8	58.1	05:25 AM - 05:30 AM	58.0	54.7
12:10 AM - 12:15 AM	58.6	58.0	02:50 AM - 02:55 AM	58.8	58.0	05:30 AM - 05:35 AM	57.6	55.8
12:15 AM - 12:20 AM	58.9	57.9	02:55 AM - 03:00 AM	59.2	58.1	05:35 AM - 05:40 AM	59.8	57.3
12:20 AM - 12:25 AM	58.9	58.1	03:00 AM - 03:05 AM	58.9	58.1	05:40 AM - 05:45 AM	62.2	59.8
12:25 AM - 12:30 AM	58.5	57.7	03:05 AM - 03:10 AM	58.8	58.1	05:45 AM - 05:50 AM	60.3	56.0
12:30 AM - 12:35 AM	58.5	57.6	03:10 AM - 03:15 AM	60.0	58.1	05:50 AM - 05:55 AM	58.2	53.5
12:35 AM - 12:40 AM	58.1	57.5	03:15 AM - 03:20 AM	58.9	58.1	05:55 AM - 06:00 AM	60.1	55.0

The above results are valid only for the analyzed/tested sample(s) as indicated in this report. No part of this report or certificate may be reproduced in any form without written consent from the Laboratory, ALS Laboratory Group (Thailand) strongly recommends that this report is not reproduced except in full.

Approved by

Sarayuth Jittrantont
 Assistant General Manager



Analysis / Test Report

Client : Gulf NRV2 Co., Ltd.

789 Moo 6, T. Nongraveing, A. Muang, Nakhonratchasima Thailand 30000

P/O : GNRV2-4211200239

Project Name : Monitoring EIA

Project Location : GNRV2

Lot ID: 22122147

Date Received : Nov 30, 2022

Date Reported : Dec 09, 2022

Report Number : 2509432-1 C11

Page 3 of 3

Sample Number 22122147-15
 Parameter Noise Level (Leq 5 min)
 Location ชุมชนในเขตอุตสาหกรรมสุรนารี (หมู่ที่ 6 ตำบลหนองระเวียง) (GPS 48P 0196392, 1651555)
 Measurement Date Nov 21 - Nov 22, 2022
 Measurement by Sangtawan Natasat
 Sound Level meter Serial No. 885439

Nov 22, 2022 Time	Leq dB(A)	L90 dB(A)	Nov 22, 2022 Time	Leq dB(A)	L90 dB(A)	Nov 22, 2022 Time	Leq dB(A)	L90 dB(A)
06:00 AM - 06:05 AM	60.9	56.8	08:40 AM - 08:45 AM	62.5	57.6	11:20 AM - 11:25 AM	60.1	57.3
06:05 AM - 06:10 AM	61.2	57.1	08:45 AM - 08:50 AM	62.3	58.2	11:25 AM - 11:30 AM	61.1	57.6
06:10 AM - 06:15 AM	60.5	56.1	08:50 AM - 08:55 AM	62.0	58.1	11:30 AM - 11:35 AM	61.1	57.7
06:15 AM - 06:20 AM	61.7	57.4	08:55 AM - 09:00 AM	61.6	58.0	11:35 AM - 11:40 AM	59.8	57.4
06:20 AM - 06:25 AM	63.4	58.4	09:00 AM - 09:05 AM	60.9	57.3	11:40 AM - 11:45 AM	59.9	57.7
06:25 AM - 06:30 AM	61.2	56.3	09:05 AM - 09:10 AM	64.4	58.7	11:45 AM - 11:50 AM	61.5	58.1
06:30 AM - 06:35 AM	60.1	55.7	09:10 AM - 09:15 AM	63.0	57.2	11:50 AM - 11:55 AM	59.6	57.2
06:35 AM - 06:40 AM	60.4	55.4	09:15 AM - 09:20 AM	61.1	57.5	11:55 AM - 12:00 PM	61.6	58.8
06:40 AM - 06:45 AM	66.9	59.0	09:20 AM - 09:25 AM	61.2	57.8	12:00 PM - 12:05 PM	61.2	58.3
06:45 AM - 06:50 AM	65.0	61.3	09:25 AM - 09:30 AM	61.7	57.9	12:05 PM - 12:10 PM	58.9	56.3
06:50 AM - 06:55 AM	64.3	61.0	09:30 AM - 09:35 AM	62.1	58.1	12:10 PM - 12:15 PM	60.3	56.9
06:55 AM - 07:00 AM	64.9	60.9	09:35 AM - 09:40 AM	65.9	57.9	12:15 PM - 12:20 PM	59.0	56.6
07:00 AM - 07:05 AM	64.6	61.5	09:40 AM - 09:45 AM	66.0	57.6	12:20 PM - 12:25 PM	59.1	56.6
07:05 AM - 07:10 AM	66.1	63.0	09:45 AM - 09:50 AM	60.7	57.4	12:25 PM - 12:30 PM	59.6	57.1
07:10 AM - 07:15 AM	66.1	62.8	09:50 AM - 09:55 AM	61.3	58.3	12:30 PM - 12:35 PM	59.0	56.3
07:15 AM - 07:20 AM	66.0	62.8	09:55 AM - 10:00 AM	60.4	57.3	12:35 PM - 12:40 PM	59.2	56.3
07:20 AM - 07:25 AM	65.8	62.3	10:00 AM - 10:05 AM	61.2	58.1	12:40 PM - 12:45 PM	60.0	57.4
07:25 AM - 07:30 AM	65.1	61.6	10:05 AM - 10:10 AM	66.0	57.4	12:45 PM - 12:50 PM	59.5	56.2
07:30 AM - 07:35 AM	63.6	60.0	10:10 AM - 10:15 AM	60.6	57.4	12:50 PM - 12:55 PM	59.3	56.6
07:35 AM - 07:40 AM	63.5	58.8	10:15 AM - 10:20 AM	60.7	57.3	12:55 PM - 01:00 PM	69.4	57.5
07:40 AM - 07:45 AM	63.4	58.7	10:20 AM - 10:25 AM	61.4	58.0	01:00 PM - 01:05 PM	59.9	57.3
07:45 AM - 07:50 AM	63.1	59.9	10:25 AM - 10:30 AM	59.8	57.3	01:05 PM - 01:10 PM	59.9	57.1
07:50 AM - 07:55 AM	64.9	60.4	10:30 AM - 10:35 AM	59.9	57.4	01:10 PM - 01:15 PM	61.0	58.0
07:55 AM - 08:00 AM	63.3	59.0	10:35 AM - 10:40 AM	60.3	57.2	01:15 PM - 01:20 PM	59.8	57.1
08:00 AM - 08:05 AM	65.0	58.8	10:40 AM - 10:45 AM	60.4	57.6	01:20 PM - 01:25 PM	58.3	55.8
08:05 AM - 08:10 AM	61.7	57.5	10:45 AM - 10:50 AM	60.5	57.8	01:25 PM - 01:30 PM	59.7	56.7
08:10 AM - 08:15 AM	61.6	57.7	10:50 AM - 10:55 AM	60.4	57.1	01:30 PM - 01:35 PM	60.4	57.7
08:15 AM - 08:20 AM	61.6	57.9	10:55 AM - 11:00 AM	60.4	56.9	01:35 PM - 01:40 PM	66.8	57.5
08:20 AM - 08:25 AM	62.2	58.5	11:00 AM - 11:05 AM	59.7	57.1	01:40 PM - 01:45 PM	60.3	57.8
08:25 AM - 08:30 AM	62.2	58.3	11:05 AM - 11:10 AM	61.0	58.1	01:45 PM - 01:50 PM	60.6	57.7
08:30 AM - 08:35 AM	61.1	57.1	11:10 AM - 11:15 AM	60.7	58.0	01:50 PM - 01:55 PM	59.4	56.9
08:35 AM - 08:40 AM	65.4	57.6	11:15 AM - 11:20 AM	59.9	56.9	01:55 PM - 02:00 PM	60.3	57.6

The above results are valid only for the analyzed/tested sample(s) as indicated in this report. No part of this report or certificate may be reproduced in any form without written consent from the Laboratory. ALS Laboratory Group (Thailand) strongly recommends that this report is not reproduced except in full.

Approved by

Sarayuth Jittrantont
Assistant General Manager



Analysis / Test Report

Client : Gulf NRV2 Co., Ltd.

789 Moo 6, T. Nongraveing, A. Muang, Nakhonratchasima Thailand 30000

P/O : GNRV2-4211200239

Project Name : Monitoring EIA

Project Location : GNRV2

Lot ID: 22122147

Date Received : Nov 30, 2022

Date Reported : Dec 09, 2022

Report Number : 2509433-1 C11

Page 1 of 3

Sample Number 22122147-16
Parameter Noise Level (Leq 5 min)
Location ชุมชนในเขตอุตสาหกรรมสุรนารี (หมู่ที่ 6 ตำบลหนองระเวียง) (GPS 48P 0196392, 1651555)
Measurement Date Nov 22 - Nov 23, 2022
Measurement by Sangtawan Natasat
Sound Level meter Serial No. 885439

Nov 22, 2022 Time	Leq dB(A)	L90 dB(A)	Nov 22, 2022 Time	Leq dB(A)	L90 dB(A)	Nov 22, 2022 Time	Leq dB(A)	L90 dB(A)
02:00 PM - 02:05 PM	60.2	57.5	04:40 PM - 04:45 PM	63.9	59.9	07:20 PM - 07:25 PM	60.3	57.3
02:05 PM - 02:10 PM	61.6	58.3	04:45 PM - 04:50 PM	66.3	62.8	07:25 PM - 07:30 PM	60.0	57.4
02:10 PM - 02:15 PM	60.1	57.2	04:50 PM - 04:55 PM	64.8	62.1	07:30 PM - 07:35 PM	59.1	56.9
02:15 PM - 02:20 PM	60.2	57.3	04:55 PM - 05:00 PM	63.4	60.3	07:35 PM - 07:40 PM	60.2	56.8
02:20 PM - 02:25 PM	60.2	57.5	05:00 PM - 05:05 PM	64.1	60.6	07:40 PM - 07:45 PM	60.4	57.1
02:25 PM - 02:30 PM	60.9	57.9	05:05 PM - 05:10 PM	63.0	60.0	07:45 PM - 07:50 PM	61.4	58.2
02:30 PM - 02:35 PM	60.0	57.3	05:10 PM - 05:15 PM	63.5	60.6	07:50 PM - 07:55 PM	60.9	58.4
02:35 PM - 02:40 PM	61.4	57.7	05:15 PM - 05:20 PM	64.0	61.1	07:55 PM - 08:00 PM	59.3	57.5
02:40 PM - 02:45 PM	59.8	56.9	05:20 PM - 05:25 PM	60.8	57.8	08:00 PM - 08:05 PM	59.6	57.5
02:45 PM - 02:50 PM	59.7	56.6	05:25 PM - 05:30 PM	61.0	58.0	08:05 PM - 08:10 PM	60.6	57.2
02:50 PM - 02:55 PM	60.4	57.6	05:30 PM - 05:35 PM	60.4	57.9	08:10 PM - 08:15 PM	58.0	56.8
02:55 PM - 03:00 PM	60.4	57.2	05:35 PM - 05:40 PM	61.1	57.9	08:15 PM - 08:20 PM	59.6	57.1
03:00 PM - 03:05 PM	60.9	57.3	05:40 PM - 05:45 PM	61.8	57.6	08:20 PM - 08:25 PM	59.0	57.1
03:05 PM - 03:10 PM	60.3	57.3	05:45 PM - 05:50 PM	60.8	56.3	08:25 PM - 08:30 PM	57.8	56.8
03:10 PM - 03:15 PM	60.7	58.0	05:50 PM - 05:55 PM	59.9	56.3	08:30 PM - 08:35 PM	58.5	56.8
03:15 PM - 03:20 PM	62.5	58.2	05:55 PM - 06:00 PM	60.1	56.4	08:35 PM - 08:40 PM	58.8	56.9
03:20 PM - 03:25 PM	61.8	58.6	06:00 PM - 06:05 PM	61.1	56.7	08:40 PM - 08:45 PM	59.0	57.4
03:25 PM - 03:30 PM	60.8	58.0	06:05 PM - 06:10 PM	65.0	57.5	08:45 PM - 08:50 PM	58.2	57.0
03:30 PM - 03:35 PM	60.9	58.0	06:10 PM - 06:15 PM	61.2	56.9	08:50 PM - 08:55 PM	59.9	57.2
03:35 PM - 03:40 PM	60.9	58.1	06:15 PM - 06:20 PM	61.2	56.5	08:55 PM - 09:00 PM	58.0	56.9
03:40 PM - 03:45 PM	63.5	58.6	06:20 PM - 06:25 PM	61.7	56.0	09:00 PM - 09:05 PM	58.9	56.8
03:45 PM - 03:50 PM	64.8	61.2	06:25 PM - 06:30 PM	58.6	54.0	09:05 PM - 09:10 PM	61.2	56.8
03:50 PM - 03:55 PM	62.5	59.0	06:30 PM - 06:35 PM	58.8	53.7	09:10 PM - 09:15 PM	58.7	57.1
03:55 PM - 04:00 PM	62.3	59.4	06:35 PM - 06:40 PM	59.1	54.6	09:15 PM - 09:20 PM	58.4	57.1
04:00 PM - 04:05 PM	61.8	59.0	06:40 PM - 06:45 PM	65.9	59.5	09:20 PM - 09:25 PM	57.8	56.9
04:05 PM - 04:10 PM	61.8	58.0	06:45 PM - 06:50 PM	64.9	60.2	09:25 PM - 09:30 PM	58.4	57.0
04:10 PM - 04:15 PM	61.4	58.2	06:50 PM - 06:55 PM	62.5	59.2	09:30 PM - 09:35 PM	59.0	56.8
04:15 PM - 04:20 PM	61.9	58.4	06:55 PM - 07:00 PM	61.3	57.8	09:35 PM - 09:40 PM	59.7	56.9
04:20 PM - 04:25 PM	61.5	58.3	07:00 PM - 07:05 PM	62.9	57.2	09:40 PM - 09:45 PM	57.9	56.5
04:25 PM - 04:30 PM	61.4	58.6	07:05 PM - 07:10 PM	67.3	58.5	09:45 PM - 09:50 PM	58.1	56.8
04:30 PM - 04:35 PM	62.1	58.5	07:10 PM - 07:15 PM	61.0	58.2	09:50 PM - 09:55 PM	57.6	56.7
04:35 PM - 04:40 PM	61.9	59.0	07:15 PM - 07:20 PM	60.8	57.2	09:55 PM - 10:00 PM	58.0	56.7

The above results are valid only for the analyzed/tested sample(s) as indicated in this report. No part of this report or certificate may be reproduced in any form without written consent from the Laboratory. ALS Laboratory Group (Thailand) strongly recommends that this report is not reproduced except in full.

Approved by

Sarayuth Jittrantont
Assistant General Manager



Analysis / Test Report

Client : Gulf NRV2 Co., Ltd.

789 Moo 6, T. Nongraveing, A. Muang, Nakhonratchasima Thailand 30000

P/O : GNRV2-4211200239

Project Name : Monitoring EIA

Project Location : GNRV2

Lot ID: 22122147

Date Received : Nov 30, 2022

Date Reported : Dec 09, 2022

Report Number : 2509433-1 C11

Page 2 of 3

Sample Number 22122147-16
 Parameter Noise Level (Leq 5 min)
 Location ชุมชนในเขตอุตสาหกรรมสุรนารี (หมู่ที่ 6 ตำบลหนองระเวียง) (GPS 48P 0196392, 1651555)
 Measurement Date Nov 22 - Nov 23, 2022
 Measurement by Sangtawan Natasat
 Sound Level meter Serial No. 885439

Nov 22 - Nov 23, 2022	Leq	L90	Nov 23, 2022	Leq	L90	Nov 23, 2022	Leq	L90
Time	dB(A)	dB(A)	Time	dB(A)	dB(A)	Time	dB(A)	dB(A)
10:00 PM - 10:05 PM	57.2	56.6	12:40 AM - 12:45 AM	57.0	56.3	03:20 AM - 03:25 AM	59.1	58.1
10:05 PM - 10:10 PM	57.1	56.4	12:45 AM - 12:50 AM	61.6	56.5	03:25 AM - 03:30 AM	58.7	57.9
10:10 PM - 10:15 PM	57.0	56.1	12:50 AM - 12:55 AM	63.2	56.5	03:30 AM - 03:35 AM	59.0	58.0
10:15 PM - 10:20 PM	57.2	56.0	12:55 AM - 01:00 AM	61.3	55.8	03:35 AM - 03:40 AM	66.8	57.7
10:20 PM - 10:25 PM	58.8	56.2	01:00 AM - 01:05 AM	66.1	56.1	03:40 AM - 03:45 AM	60.5	58.4
10:25 PM - 10:30 PM	59.8	56.1	01:05 AM - 01:10 AM	59.6	56.1	03:45 AM - 03:50 AM	59.6	57.8
10:30 PM - 10:35 PM	57.5	56.0	01:10 AM - 01:15 AM	56.8	56.0	03:50 AM - 03:55 AM	58.4	57.8
10:35 PM - 10:40 PM	57.7	56.0	01:15 AM - 01:20 AM	57.0	56.0	03:55 AM - 04:00 AM	58.7	57.9
10:40 PM - 10:45 PM	57.8	56.3	01:20 AM - 01:25 AM	57.1	56.2	04:00 AM - 04:05 AM	60.4	58.4
10:45 PM - 10:50 PM	59.6	56.4	01:25 AM - 01:30 AM	57.0	55.9	04:05 AM - 04:10 AM	59.1	58.1
10:50 PM - 10:55 PM	58.1	56.2	01:30 AM - 01:35 AM	57.1	55.3	04:10 AM - 04:15 AM	54.8	49.5
10:55 PM - 11:00 PM	57.2	56.2	01:35 AM - 01:40 AM	60.3	55.8	04:15 AM - 04:20 AM	51.6	49.5
11:00 PM - 11:05 PM	58.1	56.2	01:40 AM - 01:45 AM	60.0	55.7	04:20 AM - 04:25 AM	53.5	49.6
11:05 PM - 11:10 PM	57.5	56.3	01:45 AM - 01:50 AM	56.7	55.8	04:25 AM - 04:30 AM	52.1	49.5
11:10 PM - 11:15 PM	57.3	56.2	01:50 AM - 01:55 AM	56.7	55.9	04:30 AM - 04:35 AM	53.4	50.3
11:15 PM - 11:20 PM	57.1	56.4	01:55 AM - 02:00 AM	56.9	56.1	04:35 AM - 04:40 AM	54.5	50.8
11:20 PM - 11:25 PM	57.2	56.4	02:00 AM - 02:05 AM	57.5	55.9	04:40 AM - 04:45 AM	54.3	50.6
11:25 PM - 11:30 PM	57.7	56.3	02:05 AM - 02:10 AM	59.5	55.8	04:45 AM - 04:50 AM	59.7	52.5
11:30 PM - 11:35 PM	62.0	56.6	02:10 AM - 02:15 AM	57.3	56.0	04:50 AM - 04:55 AM	59.0	50.9
11:35 PM - 11:40 PM	57.8	57.1	02:15 AM - 02:20 AM	57.7	56.0	04:55 AM - 05:00 AM	56.4	51.9
11:40 PM - 11:45 PM	58.6	56.7	02:20 AM - 02:25 AM	57.9	56.3	05:00 AM - 05:05 AM	56.1	52.5
11:45 PM - 11:50 PM	60.4	56.8	02:25 AM - 02:30 AM	57.3	56.1	05:05 AM - 05:10 AM	56.9	53.8
11:50 PM - 11:55 PM	57.8	56.9	02:30 AM - 02:35 AM	57.5	56.4	05:10 AM - 05:15 AM	57.3	54.2
11:55 PM - 12:00 AM	58.4	56.6	02:35 AM - 02:40 AM	61.6	56.5	05:15 AM - 05:20 AM	56.0	54.2
12:00 AM - 12:05 AM	58.1	56.9	02:40 AM - 02:45 AM	58.1	56.9	05:20 AM - 05:25 AM	57.6	55.3
12:05 AM - 12:10 AM	57.7	56.9	02:45 AM - 02:50 AM	58.3	57.3	05:25 AM - 05:30 AM	59.4	56.7
12:10 AM - 12:15 AM	62.8	57.0	02:50 AM - 02:55 AM	58.3	57.2	05:30 AM - 05:35 AM	59.5	57.3
12:15 AM - 12:20 AM	57.5	56.7	02:55 AM - 03:00 AM	58.5	57.4	05:35 AM - 05:40 AM	60.3	58.3
12:20 AM - 12:25 AM	61.7	56.5	03:00 AM - 03:05 AM	58.5	57.8	05:40 AM - 05:45 AM	59.9	56.3
12:25 AM - 12:30 AM	57.4	56.6	03:05 AM - 03:10 AM	58.4	57.3	05:45 AM - 05:50 AM	60.1	55.5
12:30 AM - 12:35 AM	59.0	56.5	03:10 AM - 03:15 AM	58.3	57.5	05:50 AM - 05:55 AM	59.0	54.5
12:35 AM - 12:40 AM	57.8	56.4	03:15 AM - 03:20 AM	58.5	57.6	05:55 AM - 06:00 AM	59.8	56.0

The above results are valid only for the analyzed/tested sample(s) as indicated in this report. No part of this report or certificate may be reproduced in any form without written consent from the Laboratory, ALS Laboratory Group (Thailand) strongly recommends that this report is not reproduced except in full.

Approved by

Sarayuth Jittrantont
 Assistant General Manager



Analysis / Test Report

Client : Gulf NRV2 Co., Ltd.

789 Moo 6, T. Nongraveing, A. Muang, Nakhonratchasima Thailand 30000

P/O : GNRV2-4211200239

Project Name : Monitoring EIA

Project Location : GNRV2

Lot ID: 22122147

Date Received : Nov 30, 2022

Date Reported : Dec 09, 2022

Report Number : 2509433-1 C11

Page 3 of 3

Sample Number 22122147-16
 Parameter Noise Level (Leq 5 min)
 Location ชุมชนในเขตอุตสาหกรรมสุรนารี (หมู่ที่ 6 ตำบลหนองระเวียง) (GPS 48P 0196392, 1651555)
 Measurement Date Nov 22 - Nov 23, 2022
 Measurement by Sangtawan Natasat
 Sound Level meter Serial No. 885439

Nov 23, 2022 Time	Leq dB(A)	L90 dB(A)	Nov 23, 2022 Time	Leq dB(A)	L90 dB(A)	Nov 23, 2022 Time	Leq dB(A)	L90 dB(A)
06:00 AM - 06:05 AM	61.4	55.9	08:40 AM - 08:45 AM	61.5	57.7	11:20 AM - 11:25 AM	62.2	57.7
06:05 AM - 06:10 AM	61.5	57.6	08:45 AM - 08:50 AM	61.6	57.5	11:25 AM - 11:30 AM	60.6	57.3
06:10 AM - 06:15 AM	63.3	56.6	08:50 AM - 08:55 AM	61.6	57.4	11:30 AM - 11:35 AM	60.1	57.0
06:15 AM - 06:20 AM	60.7	56.8	08:55 AM - 09:00 AM	60.9	57.1	11:35 AM - 11:40 AM	60.4	56.8
06:20 AM - 06:25 AM	61.8	57.6	09:00 AM - 09:05 AM	61.7	57.5	11:40 AM - 11:45 AM	60.4	57.2
06:25 AM - 06:30 AM	61.5	57.1	09:05 AM - 09:10 AM	61.6	57.4	11:45 AM - 11:50 AM	62.1	57.9
06:30 AM - 06:35 AM	60.9	56.5	09:10 AM - 09:15 AM	60.5	56.9	11:50 AM - 11:55 AM	59.9	56.8
06:35 AM - 06:40 AM	60.5	54.8	09:15 AM - 09:20 AM	61.7	57.3	11:55 AM - 12:00 PM	58.7	56.2
06:40 AM - 06:45 AM	63.9	58.3	09:20 AM - 09:25 AM	62.0	57.7	12:00 PM - 12:05 PM	60.0	57.2
06:45 AM - 06:50 AM	65.0	62.6	09:25 AM - 09:30 AM	61.0	57.7	12:05 PM - 12:10 PM	60.2	56.7
06:50 AM - 06:55 AM	64.3	61.3	09:30 AM - 09:35 AM	61.4	57.5	12:10 PM - 12:15 PM	60.6	57.2
06:55 AM - 07:00 AM	64.5	60.8	09:35 AM - 09:40 AM	61.1	57.5	12:15 PM - 12:20 PM	60.9	57.5
07:00 AM - 07:05 AM	64.9	61.7	09:40 AM - 09:45 AM	61.2	57.1	12:20 PM - 12:25 PM	60.4	57.1
07:05 AM - 07:10 AM	66.3	62.7	09:45 AM - 09:50 AM	61.5	57.5	12:25 PM - 12:30 PM	60.7	57.5
07:10 AM - 07:15 AM	65.4	62.2	09:50 AM - 09:55 AM	61.3	57.5	12:30 PM - 12:35 PM	60.6	57.2
07:15 AM - 07:20 AM	64.6	61.9	09:55 AM - 10:00 AM	61.7	57.5	12:35 PM - 12:40 PM	60.6	57.8
07:20 AM - 07:25 AM	65.8	62.9	10:00 AM - 10:05 AM	61.6	57.7	12:40 PM - 12:45 PM	63.1	57.6
07:25 AM - 07:30 AM	65.2	61.4	10:05 AM - 10:10 AM	61.1	57.9	12:45 PM - 12:50 PM	59.9	57.0
07:30 AM - 07:35 AM	63.0	59.5	10:10 AM - 10:15 AM	61.4	58.3	12:50 PM - 12:55 PM	60.8	57.7
07:35 AM - 07:40 AM	62.5	59.1	10:15 AM - 10:20 AM	61.0	57.6	12:55 PM - 01:00 PM	60.3	57.6
07:40 AM - 07:45 AM	63.9	57.9	10:20 AM - 10:25 AM	60.5	57.6	01:00 PM - 01:05 PM	62.8	57.7
07:45 AM - 07:50 AM	64.0	60.1	10:25 AM - 10:30 AM	61.8	57.2	01:05 PM - 01:10 PM	60.0	57.4
07:50 AM - 07:55 AM	63.4	59.5	10:30 AM - 10:35 AM	61.1	57.7	01:10 PM - 01:15 PM	60.9	57.8
07:55 AM - 08:00 AM	63.3	58.9	10:35 AM - 10:40 AM	61.5	57.9	01:15 PM - 01:20 PM	60.6	57.8
08:00 AM - 08:05 AM	61.6	57.9	10:40 AM - 10:45 AM	61.0	57.6	01:20 PM - 01:25 PM	60.5	58.0
08:05 AM - 08:10 AM	62.1	57.8	10:45 AM - 10:50 AM	61.7	57.6	01:25 PM - 01:30 PM	60.8	58.0
08:10 AM - 08:15 AM	61.3	57.0	10:50 AM - 10:55 AM	61.7	58.1	01:30 PM - 01:35 PM	61.0	58.1
08:15 AM - 08:20 AM	60.7	57.2	10:55 AM - 11:00 AM	66.1	59.0	01:35 PM - 01:40 PM	61.9	58.1
08:20 AM - 08:25 AM	62.0	58.1	11:00 AM - 11:05 AM	60.8	57.8	01:40 PM - 01:45 PM	59.7	57.1
08:25 AM - 08:30 AM	60.4	57.3	11:05 AM - 11:10 AM	61.5	58.2	01:45 PM - 01:50 PM	61.0	57.9
08:30 AM - 08:35 AM	61.4	57.8	11:10 AM - 11:15 AM	61.2	57.9	01:50 PM - 01:55 PM	60.9	58.1
08:35 AM - 08:40 AM	61.2	57.2	11:15 AM - 11:20 AM	60.9	57.3	01:55 PM - 02:00 PM	60.7	57.8

The above results are valid only for the analyzed/tested sample(s) as indicated in this report. No part of this report or certificate may be reproduced in any form without written consent from the Laboratory. ALS Laboratory Group (Thailand) strongly recommends that this report is not reproduced except in full.

Approved by

Sarayuth Jitranont
Assistant General Manager



Analysis / Test Report

Client : Gulf NRV2 Co., Ltd.

789 Moo 6, T. Nongraveing, A. Muang, Nakhonratchasima Thailand 30000

P/O : GNRV2-4211200239

Project Name : Monitoring EIA

Project Location : GNRV2

Lot ID: 22122147

Date Received : Nov 30, 2022

Date Reported : Dec 09, 2022

Report Number : 2509434-1 C11

Page 1 of 3

Sample Number 22122147-17
Parameter Noise Level (Leq 5 min)
Location ชุมชนในเขตอุตสาหกรรมสุรนารี (หมู่ที่ 6 ตำบลหนองระเวียง) (GPS 48P 0196392, 1651555)
Measurement Date Nov 23 - Nov 24, 2022
Measurement by Sangtawan Natasat
Sound Level meter Serial No. 885439

Nov 23, 2022 Time	Leq dB(A)	L90 dB(A)	Nov 23, 2022 Time	Leq dB(A)	L90 dB(A)	Nov 23, 2022 Time	Leq dB(A)	L90 dB(A)
02:00 PM - 02:05 PM	61.1	58.0	04:40 PM - 04:45 PM	65.3	60.8	07:20 PM - 07:25 PM	62.8	59.8
02:05 PM - 02:10 PM	61.6	57.9	04:45 PM - 04:50 PM	68.3	62.9	07:25 PM - 07:30 PM	61.1	59.7
02:10 PM - 02:15 PM	60.9	57.6	04:50 PM - 04:55 PM	66.6	63.0	07:30 PM - 07:35 PM	61.2	59.7
02:15 PM - 02:20 PM	60.7	57.6	04:55 PM - 05:00 PM	64.4	60.7	07:35 PM - 07:40 PM	61.7	59.9
02:20 PM - 02:25 PM	61.2	57.5	05:00 PM - 05:05 PM	64.3	60.6	07:40 PM - 07:45 PM	65.4	60.0
02:25 PM - 02:30 PM	61.0	57.4	05:05 PM - 05:10 PM	64.8	60.6	07:45 PM - 07:50 PM	63.8	60.2
02:30 PM - 02:35 PM	60.3	57.1	05:10 PM - 05:15 PM	63.8	60.5	07:50 PM - 07:55 PM	61.9	60.1
02:35 PM - 02:40 PM	60.3	57.4	05:15 PM - 05:20 PM	63.9	61.1	07:55 PM - 08:00 PM	64.8	59.9
02:40 PM - 02:45 PM	61.0	57.8	05:20 PM - 05:25 PM	63.0	58.9	08:00 PM - 08:05 PM	61.7	59.7
02:45 PM - 02:50 PM	61.6	58.2	05:25 PM - 05:30 PM	60.5	57.2	08:05 PM - 08:10 PM	62.1	59.8
02:50 PM - 02:55 PM	60.5	57.7	05:30 PM - 05:35 PM	60.3	56.3	08:10 PM - 08:15 PM	61.2	59.5
02:55 PM - 03:00 PM	60.8	57.4	05:35 PM - 05:40 PM	61.4	54.3	08:15 PM - 08:20 PM	61.5	59.7
03:00 PM - 03:05 PM	60.4	57.2	05:40 PM - 05:45 PM	61.1	57.0	08:20 PM - 08:25 PM	60.6	59.5
03:05 PM - 03:10 PM	60.7	58.1	05:45 PM - 05:50 PM	62.4	56.1	08:25 PM - 08:30 PM	60.2	59.1
03:10 PM - 03:15 PM	60.9	57.6	05:50 PM - 05:55 PM	60.4	55.2	08:30 PM - 08:35 PM	60.5	59.2
03:15 PM - 03:20 PM	60.7	57.5	05:55 PM - 06:00 PM	60.4	55.3	08:35 PM - 08:40 PM	60.9	58.9
03:20 PM - 03:25 PM	59.9	57.5	06:00 PM - 06:05 PM	61.7	56.2	08:40 PM - 08:45 PM	60.4	59.0
03:25 PM - 03:30 PM	61.3	57.6	06:05 PM - 06:10 PM	60.8	56.7	08:45 PM - 08:50 PM	59.8	58.6
03:30 PM - 03:35 PM	60.3	57.2	06:10 PM - 06:15 PM	62.2	57.5	08:50 PM - 08:55 PM	59.9	58.6
03:35 PM - 03:40 PM	63.2	60.7	06:15 PM - 06:20 PM	61.9	59.2	08:55 PM - 09:00 PM	59.2	58.4
03:40 PM - 03:45 PM	63.3	60.6	06:20 PM - 06:25 PM	61.5	60.1	09:00 PM - 09:05 PM	60.0	58.2
03:45 PM - 03:50 PM	66.3	61.3	06:25 PM - 06:30 PM	62.3	60.2	09:05 PM - 09:10 PM	59.6	58.4
03:50 PM - 03:55 PM	63.3	59.3	06:30 PM - 06:35 PM	62.4	60.7	09:10 PM - 09:15 PM	61.3	58.5
03:55 PM - 04:00 PM	62.3	58.5	06:35 PM - 06:40 PM	63.0	61.7	09:15 PM - 09:20 PM	60.3	58.7
04:00 PM - 04:05 PM	63.5	59.4	06:40 PM - 06:45 PM	65.8	62.1	09:20 PM - 09:25 PM	59.9	58.4
04:05 PM - 04:10 PM	63.2	59.1	06:45 PM - 06:50 PM	66.5	63.1	09:25 PM - 09:30 PM	59.2	58.3
04:10 PM - 04:15 PM	63.5	58.0	06:50 PM - 06:55 PM	64.4	62.4	09:30 PM - 09:35 PM	59.7	58.8
04:15 PM - 04:20 PM	63.8	58.5	06:55 PM - 07:00 PM	63.5	59.8	09:35 PM - 09:40 PM	59.6	58.6
04:20 PM - 04:25 PM	62.4	57.8	07:00 PM - 07:05 PM	61.6	59.9	09:40 PM - 09:45 PM	60.7	58.4
04:25 PM - 04:30 PM	62.8	58.2	07:05 PM - 07:10 PM	62.6	59.9	09:45 PM - 09:50 PM	59.1	58.3
04:30 PM - 04:35 PM	63.5	58.5	07:10 PM - 07:15 PM	61.7	59.7	09:50 PM - 09:55 PM	59.9	58.4
04:35 PM - 04:40 PM	63.3	59.1	07:15 PM - 07:20 PM	61.2	59.5	09:55 PM - 10:00 PM	59.7	58.5

Approved by

Sarayuth Jittrantont
Assistant General Manager

The above results are valid only for the analyzed/tested sample(s) as indicated in this report. No part of this report or certificate may be reproduced in any form without written consent from the Laboratory. ALS Laboratory Group (Thailand) strongly recommends that this report is not reproduced except in full.



Analysis / Test Report

Client : Gulf NRV2 Co., Ltd.

789 Moo 6, T. Nongraveing, A. Muang, Nakhonratchasima Thailand 30000

P/O : GNRV2-4211200239

Project Name : Monitoring EIA

Project Location : GNRV2

Lot ID: 22122147

Date Received : Nov 30, 2022

Date Reported : Dec 09, 2022

Report Number : 2509434-1 C11

Page 2 of 3

Sample Number 22122147-17
 Parameter Noise Level (Leq 5 min)
 Location ชุมชนในเขตอุตสาหกรรมสุรนารี (หมู่ที่ 6 ตำบลหนองระเวียง) (GPS 48P 0196392, 1651555)
 Measurement Date Nov 23 - Nov 24, 2022
 Measurement by Sangtawan Natasat
 Sound Level meter Serial No. 885439

Nov 23 - Nov 24, 2022	Leq	L90	Nov 24, 2022	Leq	L90	Nov 24, 2022	Leq	L90
Time	dB(A)	dB(A)	Time	dB(A)	dB(A)	Time	dB(A)	dB(A)
10:00 PM - 10:05 PM	59.8	58.3	12:40 AM - 12:45 AM	60.0	58.0	03:20 AM - 03:25 AM	64.1	62.2
10:05 PM - 10:10 PM	60.2	58.5	12:45 AM - 12:50 AM	59.0	57.8	03:25 AM - 03:30 AM	63.3	62.5
10:10 PM - 10:15 PM	63.3	58.4	12:50 AM - 12:55 AM	59.0	58.0	03:30 AM - 03:35 AM	62.3	60.6
10:15 PM - 10:20 PM	66.2	58.6	12:55 AM - 01:00 AM	68.2	58.4	03:35 AM - 03:40 AM	60.9	59.7
10:20 PM - 10:25 PM	69.3	58.8	01:00 AM - 01:05 AM	68.3	58.1	03:40 AM - 03:45 AM	61.5	60.7
10:25 PM - 10:30 PM	60.2	58.5	01:05 AM - 01:10 AM	59.2	58.2	03:45 AM - 03:50 AM	61.9	59.9
10:30 PM - 10:35 PM	59.8	58.3	01:10 AM - 01:15 AM	59.5	58.4	03:50 AM - 03:55 AM	61.3	60.0
10:35 PM - 10:40 PM	64.4	57.8	01:15 AM - 01:20 AM	59.6	58.3	03:55 AM - 04:00 AM	59.3	58.2
10:40 PM - 10:45 PM	60.1	57.7	01:20 AM - 01:25 AM	58.6	57.7	04:00 AM - 04:05 AM	61.4	59.1
10:45 PM - 10:50 PM	69.3	58.1	01:25 AM - 01:30 AM	58.7	57.9	04:05 AM - 04:10 AM	66.8	59.3
10:50 PM - 10:55 PM	61.7	58.2	01:30 AM - 01:35 AM	58.7	57.7	04:10 AM - 04:15 AM	59.9	58.8
10:55 PM - 11:00 PM	59.4	58.1	01:35 AM - 01:40 AM	59.1	58.1	04:15 AM - 04:20 AM	60.1	59.1
11:00 PM - 11:05 PM	59.6	58.0	01:40 AM - 01:45 AM	59.5	58.5	04:20 AM - 04:25 AM	60.8	59.4
11:05 PM - 11:10 PM	61.0	58.2	01:45 AM - 01:50 AM	59.2	58.5	04:25 AM - 04:30 AM	59.8	59.1
11:10 PM - 11:15 PM	59.4	58.1	01:50 AM - 01:55 AM	59.4	58.6	04:30 AM - 04:35 AM	59.9	48.9
11:15 PM - 11:20 PM	59.8	58.1	01:55 AM - 02:00 AM	62.1	58.9	04:35 AM - 04:40 AM	56.4	49.5
11:20 PM - 11:25 PM	61.7	58.2	02:00 AM - 02:05 AM	59.4	58.8	04:40 AM - 04:45 AM	55.9	47.9
11:25 PM - 11:30 PM	59.4	58.1	02:05 AM - 02:10 AM	59.3	58.2	04:45 AM - 04:50 AM	56.1	50.0
11:30 PM - 11:35 PM	59.3	58.0	02:10 AM - 02:15 AM	59.1	58.5	04:50 AM - 04:55 AM	58.9	49.0
11:35 PM - 11:40 PM	61.1	58.1	02:15 AM - 02:20 AM	59.4	58.6	04:55 AM - 05:00 AM	60.7	49.3
11:40 PM - 11:45 PM	63.0	57.8	02:20 AM - 02:25 AM	59.1	58.3	05:00 AM - 05:05 AM	57.7	51.6
11:45 PM - 11:50 PM	59.8	57.7	02:25 AM - 02:30 AM	59.3	58.2	05:05 AM - 05:10 AM	62.1	53.5
11:50 PM - 11:55 PM	59.6	57.7	02:30 AM - 02:35 AM	59.0	57.5	05:10 AM - 05:15 AM	63.6	62.2
11:55 PM - 12:00 AM	59.1	57.8	02:35 AM - 02:40 AM	61.6	58.0	05:15 AM - 05:20 AM	63.2	61.9
12:00 AM - 12:05 AM	62.8	57.8	02:40 AM - 02:45 AM	60.7	58.3	05:20 AM - 05:25 AM	64.0	63.0
12:05 AM - 12:10 AM	60.6	58.0	02:45 AM - 02:50 AM	60.5	58.3	05:25 AM - 05:30 AM	62.7	61.4
12:10 AM - 12:15 AM	59.0	58.2	02:50 AM - 02:55 AM	67.1	62.1	05:30 AM - 05:35 AM	61.9	60.2
12:15 AM - 12:20 AM	60.9	58.4	02:55 AM - 03:00 AM	61.8	61.0	05:35 AM - 05:40 AM	69.1	62.2
12:20 AM - 12:25 AM	58.6	57.7	03:00 AM - 03:05 AM	63.1	61.3	05:40 AM - 05:45 AM	68.4	65.9
12:25 AM - 12:30 AM	64.9	58.8	03:05 AM - 03:10 AM	63.5	62.2	05:45 AM - 05:50 AM	67.1	63.9
12:30 AM - 12:35 AM	61.6	59.9	03:10 AM - 03:15 AM	64.7	62.7	05:50 AM - 05:55 AM	67.3	60.2
12:35 AM - 12:40 AM	59.4	58.7	03:15 AM - 03:20 AM	63.8	62.6	05:55 AM - 06:00 AM	68.4	63.6

The above results are valid only for the analyzed/tested sample(s) as indicated in this report. No part of this report or certificate may be reproduced in any form without written consent from the Laboratory, ALS Laboratory Group (Thailand) strongly recommends that this report is not reproduced except in full.

Approved by

Sarayuth Jittrantont
 Assistant General Manager



Analysis / Test Report

Client : Gulf NRV2 Co., Ltd.

789 Moo 6, T. Nongraveing, A. Muang, Nakhonratchasima Thailand 30000

P/O : GNRV2-4211200239

Project Name : Monitoring EIA

Project Location : GNRV2

Lot ID: 22122147

Date Received : Nov 30, 2022

Date Reported : Dec 09, 2022

Report Number : 2509434-1 C11

Page 3 of 3

Sample Number 22122147-17
 Parameter Noise Level (Leq 5 min)
 Location ชุมชนในเขตอุตสาหกรรมสุรนารี (หมู่ที่ 6 ตำบลหนองระเวียง) (GPS 48P 0196392, 1651555)
 Measurement Date Nov 23 - Nov 24, 2022
 Measurement by Sangtawan Natasat
 Sound Level meter Serial No. 885439

Nov 24, 2022 Time	Leq dB(A)	L90 dB(A)	Nov 24, 2022 Time	Leq dB(A)	L90 dB(A)	Nov 24, 2022 Time	Leq dB(A)	L90 dB(A)
06:00 AM - 06:05 AM	68.4	64.5	08:40 AM - 08:45 AM	63.8	59.0	11:20 AM - 11:25 AM	63.2	59.6
06:05 AM - 06:10 AM	66.7	64.5	08:45 AM - 08:50 AM	63.6	58.1	11:25 AM - 11:30 AM	62.2	58.1
06:10 AM - 06:15 AM	67.8	63.8	08:50 AM - 08:55 AM	64.2	58.8	11:30 AM - 11:35 AM	62.5	58.5
06:15 AM - 06:20 AM	68.6	67.4	08:55 AM - 09:00 AM	63.3	58.5	11:35 AM - 11:40 AM	63.2	58.3
06:20 AM - 06:25 AM	68.6	66.4	09:00 AM - 09:05 AM	63.6	58.4	11:40 AM - 11:45 AM	62.7	58.4
06:25 AM - 06:30 AM	67.9	65.7	09:05 AM - 09:10 AM	62.9	57.8	11:45 AM - 11:50 AM	63.7	59.6
06:30 AM - 06:35 AM	66.9	65.4	09:10 AM - 09:15 AM	61.9	57.4	11:50 AM - 11:55 AM	63.0	58.2
06:35 AM - 06:40 AM	66.6	65.5	09:15 AM - 09:20 AM	62.2	57.7	11:55 AM - 12:00 PM	62.7	57.7
06:40 AM - 06:45 AM	67.8	66.3	09:20 AM - 09:25 AM	64.6	59.0	12:00 PM - 12:05 PM	62.5	57.5
06:45 AM - 06:50 AM	67.8	63.8	09:25 AM - 09:30 AM	63.2	59.0	12:05 PM - 12:10 PM	62.7	57.9
06:50 AM - 06:55 AM	67.9	65.7	09:30 AM - 09:35 AM	62.6	58.0	12:10 PM - 12:15 PM	62.8	58.0
06:55 AM - 07:00 AM	66.9	65.4	09:35 AM - 09:40 AM	62.1	57.6	12:15 PM - 12:20 PM	62.3	57.3
07:00 AM - 07:05 AM	66.9	65.2	09:40 AM - 09:45 AM	62.2	57.6	12:20 PM - 12:25 PM	62.4	57.5
07:05 AM - 07:10 AM	67.9	65.3	09:45 AM - 09:50 AM	62.1	57.5	12:25 PM - 12:30 PM	62.2	57.6
07:10 AM - 07:15 AM	68.0	65.0	09:50 AM - 09:55 AM	62.2	57.6	12:30 PM - 12:35 PM	62.3	57.6
07:15 AM - 07:20 AM	67.8	63.8	09:55 AM - 10:00 AM	62.8	57.9	12:35 PM - 12:40 PM	62.5	57.6
07:20 AM - 07:25 AM	64.7	60.2	10:00 AM - 10:05 AM	62.1	57.5	12:40 PM - 12:45 PM	61.9	57.8
07:25 AM - 07:30 AM	65.3	62.1	10:05 AM - 10:10 AM	62.2	57.8	12:45 PM - 12:50 PM	61.4	57.5
07:30 AM - 07:35 AM	66.4	62.8	10:10 AM - 10:15 AM	62.1	57.8	12:50 PM - 12:55 PM	62.2	57.8
07:35 AM - 07:40 AM	65.7	61.0	10:15 AM - 10:20 AM	61.8	57.4	12:55 PM - 01:00 PM	62.7	58.1
07:40 AM - 07:45 AM	64.7	60.2	10:20 AM - 10:25 AM	63.3	57.8	01:00 PM - 01:05 PM	62.8	58.4
07:45 AM - 07:50 AM	64.7	60.2	10:25 AM - 10:30 AM	62.5	57.7	01:05 PM - 01:10 PM	62.5	58.2
07:50 AM - 07:55 AM	65.7	61.7	10:30 AM - 10:35 AM	62.9	58.1	01:10 PM - 01:15 PM	61.5	57.4
07:55 AM - 08:00 AM	65.5	61.3	10:35 AM - 10:40 AM	62.4	58.0	01:15 PM - 01:20 PM	61.4	57.6
08:00 AM - 08:05 AM	64.0	59.8	10:40 AM - 10:45 AM	63.0	58.1	01:20 PM - 01:25 PM	61.4	57.9
08:05 AM - 08:10 AM	63.2	58.6	10:45 AM - 10:50 AM	61.9	57.7	01:25 PM - 01:30 PM	61.7	57.8
08:10 AM - 08:15 AM	63.5	59.0	10:50 AM - 10:55 AM	62.0	57.8	01:30 PM - 01:35 PM	61.1	57.6
08:15 AM - 08:20 AM	63.1	58.3	10:55 AM - 11:00 AM	61.3	57.3	01:35 PM - 01:40 PM	61.7	58.0
08:20 AM - 08:25 AM	63.4	58.8	11:00 AM - 11:05 AM	62.5	57.8	01:40 PM - 01:45 PM	61.9	58.0
08:25 AM - 08:30 AM	63.8	59.3	11:05 AM - 11:10 AM	61.7	57.5	01:45 PM - 01:50 PM	61.3	57.4
08:30 AM - 08:35 AM	63.1	58.2	11:10 AM - 11:15 AM	61.9	57.4	01:50 PM - 01:55 PM	61.9	58.0
08:35 AM - 08:40 AM	65.4	59.1	11:15 AM - 11:20 AM	62.5	58.5	01:55 PM - 02:00 PM	62.2	58.0

The above results are valid only for the analyzed/tested sample(s) as indicated in this report. No part of this report or certificate may be reproduced in any form without written consent from the Laboratory. ALS Laboratory Group (Thailand) strongly recommends that this report is not reproduced except in full.

Approved by

Sarayuth Jittrantont
Assistant General Manager



Analysis / Test Report

Client : Gulf NRV2 Co., Ltd.

789 Moo 6, T. Nongraveing, A. Muang, Nakhonratchasima Thailand 30000

P/O : GNRV2-4211200239

Project Name : Monitoring EIA

Project Location : GNRV2

Lot ID: 22122147

Date Received : Nov 30, 2022

Date Reported : Dec 09, 2022

Report Number : 2509435-1 C11

Page 1 of 3

Sample Number 22122147-18
Parameter Noise Level (Leq 5 min)
Location ชุมชนในเขตอุตสาหกรรมสุรนารี (หมู่ที่ 6 ตำบลหนองระเวียง) (GPS 48P 0196392, 1651555)
Measurement Date Nov 24 - Nov 25, 2022
Measurement by Sangtawan Natasat
Sound Level meter Serial No. 885439

Nov 24, 2022 Time	Leq dB(A)	L90 dB(A)	Nov 24, 2022 Time	Leq dB(A)	L90 dB(A)	Nov 24, 2022 Time	Leq dB(A)	L90 dB(A)
02:00 PM - 02:05 PM	62.3	58.3	04:40 PM - 04:45 PM	64.2	59.8	07:20 PM - 07:25 PM	62.9	58.4
02:05 PM - 02:10 PM	61.9	58.3	04:45 PM - 04:50 PM	66.2	62.9	07:25 PM - 07:30 PM	61.5	59.1
02:10 PM - 02:15 PM	61.8	58.1	04:50 PM - 04:55 PM	65.2	62.0	07:30 PM - 07:35 PM	62.8	58.9
02:15 PM - 02:20 PM	61.9	57.4	04:55 PM - 05:00 PM	64.2	61.0	07:35 PM - 07:40 PM	61.9	59.3
02:20 PM - 02:25 PM	61.3	57.1	05:00 PM - 05:05 PM	63.0	60.5	07:40 PM - 07:45 PM	62.3	59.0
02:25 PM - 02:30 PM	61.2	57.1	05:05 PM - 05:10 PM	64.1	61.1	07:45 PM - 07:50 PM	63.6	59.7
02:30 PM - 02:35 PM	61.7	57.9	05:10 PM - 05:15 PM	63.7	60.7	07:50 PM - 07:55 PM	66.5	58.9
02:35 PM - 02:40 PM	61.3	57.0	05:15 PM - 05:20 PM	63.8	61.5	07:55 PM - 08:00 PM	61.3	59.1
02:40 PM - 02:45 PM	61.5	57.1	05:20 PM - 05:25 PM	63.7	61.1	08:00 PM - 08:05 PM	63.5	59.0
02:45 PM - 02:50 PM	62.2	57.3	05:25 PM - 05:30 PM	61.7	57.3	08:05 PM - 08:10 PM	62.5	58.5
02:50 PM - 02:55 PM	61.0	57.0	05:30 PM - 05:35 PM	58.8	56.6	08:10 PM - 08:15 PM	62.3	58.0
02:55 PM - 03:00 PM	61.8	57.7	05:35 PM - 05:40 PM	60.1	56.5	08:15 PM - 08:20 PM	65.7	58.1
03:00 PM - 03:05 PM	63.3	59.3	05:40 PM - 05:45 PM	60.3	57.3	08:20 PM - 08:25 PM	61.1	57.6
03:05 PM - 03:10 PM	63.3	59.1	05:45 PM - 05:50 PM	60.0	56.4	08:25 PM - 08:30 PM	61.4	57.7
03:10 PM - 03:15 PM	63.3	58.2	05:50 PM - 05:55 PM	60.2	56.2	08:30 PM - 08:35 PM	61.5	59.1
03:15 PM - 03:20 PM	62.6	58.1	05:55 PM - 06:00 PM	60.9	56.3	08:35 PM - 08:40 PM	62.8	58.9
03:20 PM - 03:25 PM	63.3	58.9	06:00 PM - 06:05 PM	60.6	57.1	08:40 PM - 08:45 PM	60.3	57.9
03:25 PM - 03:30 PM	63.4	59.2	06:05 PM - 06:10 PM	62.5	57.8	08:45 PM - 08:50 PM	63.8	58.5
03:30 PM - 03:35 PM	63.3	58.8	06:10 PM - 06:15 PM	62.0	56.6	08:50 PM - 08:55 PM	63.9	58.7
03:35 PM - 03:40 PM	63.4	59.1	06:15 PM - 06:20 PM	59.4	56.0	08:55 PM - 09:00 PM	60.5	58.8
03:40 PM - 03:45 PM	65.2	59.9	06:20 PM - 06:25 PM	61.4	56.3	09:00 PM - 09:05 PM	59.8	58.6
03:45 PM - 03:50 PM	64.5	61.1	06:25 PM - 06:30 PM	62.0	55.0	09:05 PM - 09:10 PM	64.2	59.8
03:50 PM - 03:55 PM	64.1	60.2	06:30 PM - 06:35 PM	61.9	54.8	09:10 PM - 09:15 PM	63.6	59.8
03:55 PM - 04:00 PM	63.1	59.4	06:35 PM - 06:40 PM	62.6	55.4	09:15 PM - 09:20 PM	59.6	58.3
04:00 PM - 04:05 PM	62.0	58.0	06:40 PM - 06:45 PM	65.6	59.0	09:20 PM - 09:25 PM	64.0	58.2
04:05 PM - 04:10 PM	62.9	58.3	06:45 PM - 06:50 PM	66.9	62.7	09:25 PM - 09:30 PM	60.1	58.0
04:10 PM - 04:15 PM	62.2	58.2	06:50 PM - 06:55 PM	64.7	60.8	09:30 PM - 09:35 PM	59.3	57.9
04:15 PM - 04:20 PM	63.0	58.3	06:55 PM - 07:00 PM	63.5	59.9	09:35 PM - 09:40 PM	59.3	58.1
04:20 PM - 04:25 PM	62.5	58.5	07:00 PM - 07:05 PM	64.2	59.8	09:40 PM - 09:45 PM	59.5	57.5
04:25 PM - 04:30 PM	62.8	59.0	07:05 PM - 07:10 PM	63.6	59.8	09:45 PM - 09:50 PM	59.7	57.3
04:30 PM - 04:35 PM	63.7	58.5	07:10 PM - 07:15 PM	65.6	60.6	09:50 PM - 09:55 PM	59.4	58.2
04:35 PM - 04:40 PM	63.6	59.5	07:15 PM - 07:20 PM	63.4	59.4	09:55 PM - 10:00 PM	59.2	57.8

Approved by

Sarayuth Jittrantont
Assistant General Manager

The above results are valid only for the analyzed/tested sample(s) as indicated in this report. No part of this report or certificate may be reproduced in any form without written consent from the Laboratory. ALS Laboratory Group (Thailand) strongly recommends that this report is not reproduced except in full.



Analysis / Test Report

Client : Gulf NRV2 Co., Ltd.

789 Moo 6, T. Nongraveing, A. Muang, Nakhonratchasima Thailand 30000

P/O : GNRV2-4211200239

Project Name : Monitoring EIA

Project Location : GNRV2

Lot ID: 22122147

Date Received : Nov 30, 2022

Date Reported : Dec 09, 2022

Report Number : 2509435-1 C11

Page 2 of 3

Sample Number 22122147-18
Parameter Noise Level (Leq 5 min)
Location ชุมชนในเขตอุตสาหกรรมสุรนารี (หมู่ที่ 6 ตำบลหนองระเวียง) (GPS 48P 0196392, 1651555)
Measurement Date Nov 24 - Nov 25, 2022
Measurement by Sangtawan Natasat
Sound Level meter Serial No. 885439

Nov 24 - Nov 25, 2022	Leq	L90	Nov 25, 2022	Leq	L90	Nov 25, 2022	Leq	L90
Time	dB(A)	dB(A)	Time	dB(A)	dB(A)	Time	dB(A)	dB(A)
10:00 PM - 10:05 PM	62.4	58.2	12:40 AM - 12:45 AM	62.6	58.6	03:20 AM - 03:25 AM	60.2	59.4
10:05 PM - 10:10 PM	58.8	57.5	12:45 AM - 12:50 AM	59.2	58.6	03:25 AM - 03:30 AM	60.2	59.4
10:10 PM - 10:15 PM	58.5	57.4	12:50 AM - 12:55 AM	59.3	58.5	03:30 AM - 03:35 AM	60.7	59.2
10:15 PM - 10:20 PM	60.1	57.8	12:55 AM - 01:00 AM	59.5	58.6	03:35 AM - 03:40 AM	62.8	50.0
10:20 PM - 10:25 PM	58.5	57.8	01:00 AM - 01:05 AM	59.2	58.6	03:40 AM - 03:45 AM	65.0	59.5
10:25 PM - 10:30 PM	58.9	57.7	01:05 AM - 01:10 AM	59.2	58.5	03:45 AM - 03:50 AM	62.5	59.2
10:30 PM - 10:35 PM	59.0	57.9	01:10 AM - 01:15 AM	59.6	58.6	03:50 AM - 03:55 AM	65.0	59.2
10:35 PM - 10:40 PM	59.5	58.2	01:15 AM - 01:20 AM	64.4	58.7	03:55 AM - 04:00 AM	60.6	59.5
10:40 PM - 10:45 PM	59.5	58.2	01:20 AM - 01:25 AM	61.4	58.9	04:00 AM - 04:05 AM	60.0	59.2
10:45 PM - 10:50 PM	59.9	58.6	01:25 AM - 01:30 AM	59.7	58.8	04:05 AM - 04:10 AM	65.9	59.4
10:50 PM - 10:55 PM	59.6	58.8	01:30 AM - 01:35 AM	59.6	58.8	04:10 AM - 04:15 AM	61.6	59.5
10:55 PM - 11:00 PM	59.8	58.8	01:35 AM - 01:40 AM	65.3	59.0	04:15 AM - 04:20 AM	60.5	59.5
11:00 PM - 11:05 PM	59.7	58.8	01:40 AM - 01:45 AM	59.7	58.9	04:20 AM - 04:25 AM	60.2	58.9
11:05 PM - 11:10 PM	60.3	58.9	01:45 AM - 01:50 AM	59.8	58.6	04:25 AM - 04:30 AM	62.8	50.0
11:10 PM - 11:15 PM	60.5	58.4	01:50 AM - 01:55 AM	59.6	58.8	04:30 AM - 04:35 AM	53.7	49.9
11:15 PM - 11:20 PM	60.0	58.5	01:55 AM - 02:00 AM	59.6	59.0	04:35 AM - 04:40 AM	55.9	47.2
11:20 PM - 11:25 PM	60.0	58.8	02:00 AM - 02:05 AM	59.6	58.9	04:40 AM - 04:45 AM	55.9	48.8
11:25 PM - 11:30 PM	62.7	58.5	02:05 AM - 02:10 AM	60.9	59.1	04:45 AM - 04:50 AM	59.2	47.0
11:30 PM - 11:35 PM	59.3	58.6	02:10 AM - 02:15 AM	69.6	59.2	04:50 AM - 04:55 AM	57.4	47.2
11:35 PM - 11:40 PM	69.3	58.7	02:15 AM - 02:20 AM	60.0	58.8	04:55 AM - 05:00 AM	50.6	46.4
11:40 PM - 11:45 PM	61.3	58.4	02:20 AM - 02:25 AM	65.0	59.2	05:00 AM - 05:05 AM	54.6	49.3
11:45 PM - 11:50 PM	60.5	58.4	02:25 AM - 02:30 AM	67.6	59.1	05:05 AM - 05:10 AM	53.9	49.9
11:50 PM - 11:55 PM	60.0	58.5	02:30 AM - 02:35 AM	59.9	58.9	05:10 AM - 05:15 AM	55.0	50.4
11:55 PM - 12:00 AM	59.6	58.6	02:35 AM - 02:40 AM	59.6	59.0	05:15 AM - 05:20 AM	59.3	51.6
12:00 AM - 12:05 AM	59.7	58.8	02:40 AM - 02:45 AM	62.5	59.2	05:20 AM - 05:25 AM	56.4	51.2
12:05 AM - 12:10 AM	59.4	58.4	02:45 AM - 02:50 AM	59.9	59.2	05:25 AM - 05:30 AM	57.2	52.4
12:10 AM - 12:15 AM	60.0	58.8	02:50 AM - 02:55 AM	60.5	59.0	05:30 AM - 05:35 AM	57.5	53.1
12:15 AM - 12:20 AM	59.6	58.6	02:55 AM - 03:00 AM	60.5	59.5	05:35 AM - 05:40 AM	58.4	55.1
12:20 AM - 12:25 AM	59.4	58.4	03:00 AM - 03:05 AM	60.0	59.2	05:40 AM - 05:45 AM	60.7	56.2
12:25 AM - 12:30 AM	59.4	58.5	03:05 AM - 03:10 AM	60.1	59.3	05:45 AM - 05:50 AM	60.2	55.1
12:30 AM - 12:35 AM	59.2	58.4	03:10 AM - 03:15 AM	60.1	59.4	05:50 AM - 05:55 AM	61.3	56.8
12:35 AM - 12:40 AM	59.2	58.4	03:15 AM - 03:20 AM	60.1	59.2	05:55 AM - 06:00 AM	65.1	54.8

The above results are valid only for the analyzed/tested sample(s) as indicated in this report. No part of this report or certificate may be reproduced in any form without written consent from the Laboratory, ALS Laboratory Group (Thailand) strongly recommends that this report is not reproduced except in full.

Approved by

Sarayuth Jittrantont
Assistant General Manager



Analysis / Test Report

Client : Gulf NRV2 Co., Ltd.

789 Moo 6, T. Nongraveing, A. Muang, Nakhonratchasima Thailand 30000

P/O : GNRV2-4211200239

Project Name : Monitoring EIA

Project Location : GNRV2

Lot ID: 22122147

Date Received : Nov 30, 2022

Date Reported : Dec 09, 2022

Report Number : 2509435-1 C11

Page 3 of 3

Sample Number 22122147-18
 Parameter Noise Level (Leq 5 min)
 Location ชุมชนในเขตอุตสาหกรรมสุรนารี (หมู่ที่ 6 ตำบลหนองระเวียง) (GPS 48P 0196392, 1651555)
 Measurement Date Nov 24 - Nov 25, 2022
 Measurement by Sangtawan Natasat
 Sound Level meter Serial No. 885439

Nov 25, 2022 Time	Leq dB(A)	L90 dB(A)	Nov 25, 2022 Time	Leq dB(A)	L90 dB(A)	Nov 25, 2022 Time	Leq dB(A)	L90 dB(A)
06:00 AM - 06:05 AM	65.2	58.1	08:40 AM - 08:45 AM	58.8	56.4	11:20 AM - 11:25 AM	57.9	55.6
06:05 AM - 06:10 AM	62.5	59.2	08:45 AM - 08:50 AM	60.0	56.3	11:25 AM - 11:30 AM	59.8	54.9
06:10 AM - 06:15 AM	61.5	58.3	08:50 AM - 08:55 AM	62.2	56.3	11:30 AM - 11:35 AM	58.7	55.5
06:15 AM - 06:20 AM	62.8	57.9	08:55 AM - 09:00 AM	59.3	56.3	11:35 AM - 11:40 AM	60.5	55.9
06:20 AM - 06:25 AM	63.1	58.3	09:00 AM - 09:05 AM	58.8	56.3	11:40 AM - 11:45 AM	58.6	56.0
06:25 AM - 06:30 AM	62.0	58.1	09:05 AM - 09:10 AM	60.0	56.4	11:45 AM - 11:50 AM	60.3	55.0
06:30 AM - 06:35 AM	60.5	56.5	09:10 AM - 09:15 AM	58.9	56.3	11:50 AM - 11:55 AM	57.3	55.1
06:35 AM - 06:40 AM	60.0	55.4	09:15 AM - 09:20 AM	59.5	56.5	11:55 AM - 12:00 PM	59.4	55.6
06:40 AM - 06:45 AM	64.8	59.8	09:20 AM - 09:25 AM	59.8	56.8	12:00 PM - 12:05 PM	57.9	55.8
06:45 AM - 06:50 AM	66.4	63.0	09:25 AM - 09:30 AM	59.3	56.5	12:05 PM - 12:10 PM	57.2	55.3
06:50 AM - 06:55 AM	65.9	61.5	09:30 AM - 09:35 AM	61.1	56.2	12:10 PM - 12:15 PM	57.1	55.3
06:55 AM - 07:00 AM	64.0	61.0	09:35 AM - 09:40 AM	58.8	55.8	12:15 PM - 12:20 PM	59.9	55.4
07:00 AM - 07:05 AM	64.8	61.5	09:40 AM - 09:45 AM	60.2	56.4	12:20 PM - 12:25 PM	60.4	55.7
07:05 AM - 07:10 AM	67.6	63.5	09:45 AM - 09:50 AM	59.6	56.0	12:25 PM - 12:30 PM	57.7	56.0
07:10 AM - 07:15 AM	66.3	63.3	09:50 AM - 09:55 AM	58.7	56.1	12:30 PM - 12:35 PM	59.5	56.0
07:15 AM - 07:20 AM	66.1	63.0	09:55 AM - 10:00 AM	57.6	55.6	12:35 PM - 12:40 PM	58.0	55.7
07:20 AM - 07:25 AM	65.5	61.8	10:00 AM - 10:05 AM	59.6	56.9	12:40 PM - 12:45 PM	58.5	55.8
07:25 AM - 07:30 AM	64.3	61.0	10:05 AM - 10:10 AM	58.9	55.1	12:45 PM - 12:50 PM	58.3	55.8
07:30 AM - 07:35 AM	62.3	59.5	10:10 AM - 10:15 AM	57.8	55.8	12:50 PM - 12:55 PM	58.1	56.1
07:35 AM - 07:40 AM	61.1	58.5	10:15 AM - 10:20 AM	59.0	56.0	12:55 PM - 01:00 PM	57.7	56.5
07:40 AM - 07:45 AM	60.8	57.6	10:20 AM - 10:25 AM	58.7	55.9	01:00 PM - 01:05 PM	58.4	56.4
07:45 AM - 07:50 AM	62.5	58.8	10:25 AM - 10:30 AM	60.0	56.8	01:05 PM - 01:10 PM	58.9	55.8
07:50 AM - 07:55 AM	62.1	59.4	10:30 AM - 10:35 AM	58.8	56.0	01:10 PM - 01:15 PM	57.9	55.7
07:55 AM - 08:00 AM	62.6	58.6	10:35 AM - 10:40 AM	59.5	56.3	01:15 PM - 01:20 PM	58.4	55.8
08:00 AM - 08:05 AM	60.6	58.1	10:40 AM - 10:45 AM	58.2	56.0	01:20 PM - 01:25 PM	58.0	55.7
08:05 AM - 08:10 AM	60.8	57.6	10:45 AM - 10:50 AM	58.9	55.7	01:25 PM - 01:30 PM	59.9	56.3
08:10 AM - 08:15 AM	59.7	56.9	10:50 AM - 10:55 AM	57.1	55.2	01:30 PM - 01:35 PM	60.1	54.9
08:15 AM - 08:20 AM	61.3	57.5	10:55 AM - 11:00 AM	58.1	55.2	01:35 PM - 01:40 PM	58.4	55.4
08:20 AM - 08:25 AM	64.0	56.9	11:00 AM - 11:05 AM	57.8	55.6	01:40 PM - 01:45 PM	59.7	56.4
08:25 AM - 08:30 AM	59.9	57.4	11:05 AM - 11:10 AM	60.4	55.8	01:45 PM - 01:50 PM	60.1	56.0
08:30 AM - 08:35 AM	63.1	56.5	11:10 AM - 11:15 AM	58.9	55.6	01:50 PM - 01:55 PM	57.8	55.4
08:35 AM - 08:40 AM	59.6	57.3	11:15 AM - 11:20 AM	60.8	55.6	01:55 PM - 02:00 PM	65.4	56.0

The above results are valid only for the analyzed/tested sample(s) as indicated in this report. No part of this report or certificate may be reproduced in any form without written consent from the Laboratory. ALS Laboratory Group (Thailand) strongly recommends that this report is not reproduced except in full.

Approved by

Sarayuth Jittrantont
Assistant General Manager



Analysis / Test Report

Client : Gulf NRV2 Co., Ltd.

789 Moo 6, T. Nongraveing, A. Muang, Nakhonratchasima Thailand 30000

P/O : GNRV2-4211200239

Project Name : Monitoring EIA

Project Location : GNRV2

Lot ID: 22122147

Date Received : Nov 30, 2022

Date Reported : Dec 09, 2022

Report Number : 2509436-1 C11

Page 1 of 3

Sample Number 22122147-19
Parameter Noise Level (Leq 5 min)
Location ชุมชนในเขตอุตสาหกรรมสุรนารี (หมู่ที่ 6 ตำบลหนองระเวียง) (GPS 48P 0196392, 1651555)
Measurement Date Nov 25 - Nov 26, 2022
Measurement by Sangtawan Natasat
Sound Level meter Serial No. 885439

Nov 25, 2022 Time	Leq dB(A)	L90 dB(A)	Nov 25, 2022 Time	Leq dB(A)	L90 dB(A)	Nov 25, 2022 Time	Leq dB(A)	L90 dB(A)
02:00 PM - 02:05 PM	58.8	55.8	04:40 PM - 04:45 PM	64.9	58.8	07:20 PM - 07:25 PM	62.3	58.8
02:05 PM - 02:10 PM	59.2	56.4	04:45 PM - 04:50 PM	65.2	62.2	07:25 PM - 07:30 PM	62.7	58.7
02:10 PM - 02:15 PM	58.9	55.6	04:50 PM - 04:55 PM	65.6	61.6	07:30 PM - 07:35 PM	63.5	59.0
02:15 PM - 02:20 PM	59.2	56.2	04:55 PM - 05:00 PM	66.9	62.2	07:35 PM - 07:40 PM	64.5	59.2
02:20 PM - 02:25 PM	62.7	56.4	05:00 PM - 05:05 PM	64.0	62.2	07:40 PM - 07:45 PM	62.9	59.0
02:25 PM - 02:30 PM	58.1	55.8	05:05 PM - 05:10 PM	64.4	61.1	07:45 PM - 07:50 PM	62.0	59.0
02:30 PM - 02:35 PM	58.1	55.4	05:10 PM - 05:15 PM	63.4	60.9	07:50 PM - 07:55 PM	61.4	58.8
02:35 PM - 02:40 PM	58.3	55.6	05:15 PM - 05:20 PM	61.4	59.8	07:55 PM - 08:00 PM	61.8	59.1
02:40 PM - 02:45 PM	59.9	55.5	05:20 PM - 05:25 PM	61.3	58.9	08:00 PM - 08:05 PM	59.8	58.8
02:45 PM - 02:50 PM	57.5	55.5	05:25 PM - 05:30 PM	61.7	59.1	08:05 PM - 08:10 PM	60.3	58.4
02:50 PM - 02:55 PM	58.6	56.2	05:30 PM - 05:35 PM	61.6	58.8	08:10 PM - 08:15 PM	60.4	58.8
02:55 PM - 03:00 PM	60.5	56.6	05:35 PM - 05:40 PM	62.7	59.0	08:15 PM - 08:20 PM	60.2	58.7
03:00 PM - 03:05 PM	57.6	55.9	05:40 PM - 05:45 PM	62.5	59.1	08:20 PM - 08:25 PM	60.2	58.8
03:05 PM - 03:10 PM	59.0	56.2	05:45 PM - 05:50 PM	65.7	57.1	08:25 PM - 08:30 PM	61.2	58.9
03:10 PM - 03:15 PM	59.6	56.7	05:50 PM - 05:55 PM	60.3	55.9	08:30 PM - 08:35 PM	61.4	58.9
03:15 PM - 03:20 PM	61.9	56.7	05:55 PM - 06:00 PM	60.2	55.3	08:35 PM - 08:40 PM	60.8	57.6
03:20 PM - 03:25 PM	59.7	56.4	06:00 PM - 06:05 PM	59.8	56.7	08:40 PM - 08:45 PM	69.6	58.6
03:25 PM - 03:30 PM	60.3	56.6	06:05 PM - 06:10 PM	60.7	57.0	08:45 PM - 08:50 PM	60.1	58.8
03:30 PM - 03:35 PM	59.4	56.7	06:10 PM - 06:15 PM	59.8	55.6	08:50 PM - 08:55 PM	62.8	58.6
03:35 PM - 03:40 PM	58.2	56.4	06:15 PM - 06:20 PM	60.4	56.5	08:55 PM - 09:00 PM	60.1	58.4
03:40 PM - 03:45 PM	63.2	57.3	06:20 PM - 06:25 PM	61.3	55.2	09:00 PM - 09:05 PM	62.3	58.3
03:45 PM - 03:50 PM	64.5	60.2	06:25 PM - 06:30 PM	60.2	55.6	09:05 PM - 09:10 PM	59.5	58.4
03:50 PM - 03:55 PM	61.6	58.9	06:30 PM - 06:35 PM	58.2	53.4	09:10 PM - 09:15 PM	60.9	58.3
03:55 PM - 04:00 PM	59.7	57.0	06:35 PM - 06:40 PM	64.9	54.7	09:15 PM - 09:20 PM	61.5	58.5
04:00 PM - 04:05 PM	59.3	57.0	06:40 PM - 06:45 PM	65.5	57.7	09:20 PM - 09:25 PM	61.5	58.4
04:05 PM - 04:10 PM	59.8	57.0	06:45 PM - 06:50 PM	65.7	61.1	09:25 PM - 09:30 PM	60.6	58.4
04:10 PM - 04:15 PM	59.7	57.3	06:50 PM - 06:55 PM	64.0	60.4	09:30 PM - 09:35 PM	60.0	58.3
04:15 PM - 04:20 PM	59.7	57.3	06:55 PM - 07:00 PM	64.9	60.1	09:35 PM - 09:40 PM	60.9	58.4
04:20 PM - 04:25 PM	59.2	57.0	07:00 PM - 07:05 PM	66.2	60.0	09:40 PM - 09:45 PM	59.4	58.2
04:25 PM - 04:30 PM	60.8	57.0	07:05 PM - 07:10 PM	63.8	59.7	09:45 PM - 09:50 PM	58.8	58.0
04:30 PM - 04:35 PM	61.8	57.0	07:10 PM - 07:15 PM	64.4	60.1	09:50 PM - 09:55 PM	61.6	58.5
04:35 PM - 04:40 PM	60.0	57.1	07:15 PM - 07:20 PM	62.8	59.1	09:55 PM - 10:00 PM	61.3	58.3

Approved by

Sarayuth Jittrantont
Assistant General Manager

The above results are valid only for the analyzed/tested sample(s) as indicated in this report. No part of this report or certificate may be reproduced in any form without written consent from the Laboratory. ALS Laboratory Group (Thailand) strongly recommends that this report is not reproduced except in full.



Analysis / Test Report

Client : Gulf NRV2 Co., Ltd.

789 Moo 6, T. Nongraveing, A. Muang, Nakhonratchasima Thailand 30000

P/O : GNRV2-4211200239

Project Name : Monitoring EIA

Project Location : GNRV2

Lot ID: 22122147

Date Received : Nov 30, 2022

Date Reported : Dec 09, 2022

Report Number : 2509436-1 C11

Page 2 of 3

Sample Number 22122147-19
Parameter Noise Level (Leq 5 min)
Location ชุมชนในเขตอุตสาหกรรมสุรนารี (หมู่ที่ 6 ตำบลหนองระเวียง) (GPS 48P 0196392, 1651555)
Measurement Date Nov 25 - Nov 26, 2022
Measurement by Sangtawan Natasat
Sound Level meter Serial No. 885439

Nov 25 - Nov 26, 2022	Leq	L90	Nov 26, 2022	Leq	L90	Nov 26, 2022	Leq	L90
Time	dB(A)	dB(A)	Time	dB(A)	dB(A)	Time	dB(A)	dB(A)
10:00 PM - 10:05 PM	59.8	58.4	12:40 AM - 12:45 AM	60.7	58.1	03:20 AM - 03:25 AM	63.2	58.6
10:05 PM - 10:10 PM	59.7	58.2	12:45 AM - 12:50 AM	63.0	58.5	03:25 AM - 03:30 AM	60.7	59.0
10:10 PM - 10:15 PM	59.1	58.2	12:50 AM - 12:55 AM	60.0	58.9	03:30 AM - 03:35 AM	60.1	59.2
10:15 PM - 10:20 PM	59.7	58.5	12:55 AM - 01:00 AM	59.5	58.6	03:35 AM - 03:40 AM	61.1	59.3
10:20 PM - 10:25 PM	60.7	58.5	01:00 AM - 01:05 AM	59.4	58.8	03:40 AM - 03:45 AM	60.4	59.1
10:25 PM - 10:30 PM	59.5	58.5	01:05 AM - 01:10 AM	59.4	58.6	03:45 AM - 03:50 AM	60.5	59.0
10:30 PM - 10:35 PM	59.9	58.6	01:10 AM - 01:15 AM	59.7	58.7	03:50 AM - 03:55 AM	60.1	59.2
10:35 PM - 10:40 PM	59.5	58.2	01:15 AM - 01:20 AM	59.2	58.4	03:55 AM - 04:00 AM	61.1	59.8
10:40 PM - 10:45 PM	59.1	58.3	01:20 AM - 01:25 AM	59.2	58.1	04:00 AM - 04:05 AM	59.8	59.0
10:45 PM - 10:50 PM	59.3	58.2	01:25 AM - 01:30 AM	60.0	58.2	04:05 AM - 04:10 AM	59.6	59.0
10:50 PM - 10:55 PM	59.2	58.4	01:30 AM - 01:35 AM	59.0	58.0	04:10 AM - 04:15 AM	59.8	58.9
10:55 PM - 11:00 PM	60.1	58.2	01:35 AM - 01:40 AM	59.0	58.4	04:15 AM - 04:20 AM	54.1	48.6
11:00 PM - 11:05 PM	59.5	58.4	01:40 AM - 01:45 AM	59.3	58.5	04:20 AM - 04:25 AM	50.2	48.7
11:05 PM - 11:10 PM	59.2	58.4	01:45 AM - 01:50 AM	59.5	58.8	04:25 AM - 04:30 AM	52.9	48.5
11:10 PM - 11:15 PM	61.8	58.4	01:50 AM - 01:55 AM	60.1	58.9	04:30 AM - 04:35 AM	51.7	48.9
11:15 PM - 11:20 PM	58.9	58.1	01:55 AM - 02:00 AM	59.5	58.5	04:35 AM - 04:40 AM	52.4	47.7
11:20 PM - 11:25 PM	59.2	58.0	02:00 AM - 02:05 AM	64.3	58.3	04:40 AM - 04:45 AM	57.2	49.2
11:25 PM - 11:30 PM	59.7	58.0	02:05 AM - 02:10 AM	59.7	57.9	04:45 AM - 04:50 AM	57.1	49.3
11:30 PM - 11:35 PM	58.8	57.9	02:10 AM - 02:15 AM	66.4	57.9	04:50 AM - 04:55 AM	59.7	49.0
11:35 PM - 11:40 PM	59.8	58.0	02:15 AM - 02:20 AM	68.6	58.2	04:55 AM - 05:00 AM	55.3	49.6
11:40 PM - 11:45 PM	59.1	58.2	02:20 AM - 02:25 AM	58.9	57.9	05:00 AM - 05:05 AM	54.4	51.0
11:45 PM - 11:50 PM	60.0	58.2	02:25 AM - 02:30 AM	59.8	57.9	05:05 AM - 05:10 AM	55.2	51.6
11:50 PM - 11:55 PM	59.8	58.5	02:30 AM - 02:35 AM	62.1	58.7	05:10 AM - 05:15 AM	59.4	52.3
11:55 PM - 12:00 AM	59.3	58.4	02:35 AM - 02:40 AM	59.6	58.8	05:15 AM - 05:20 AM	56.8	51.9
12:00 AM - 12:05 AM	59.5	58.5	02:40 AM - 02:45 AM	59.3	58.2	05:20 AM - 05:25 AM	57.1	53.7
12:05 AM - 12:10 AM	59.4	58.6	02:45 AM - 02:50 AM	59.2	58.2	05:25 AM - 05:30 AM	57.3	54.3
12:10 AM - 12:15 AM	59.0	58.1	02:50 AM - 02:55 AM	59.5	58.4	05:30 AM - 05:35 AM	56.9	55.1
12:15 AM - 12:20 AM	58.9	58.1	02:55 AM - 03:00 AM	60.8	57.6	05:35 AM - 05:40 AM	58.1	57.0
12:20 AM - 12:25 AM	59.6	58.5	03:00 AM - 03:05 AM	59.3	58.5	05:40 AM - 05:45 AM	60.2	57.5
12:25 AM - 12:30 AM	59.5	58.5	03:05 AM - 03:10 AM	62.2	58.2	05:45 AM - 05:50 AM	59.7	55.2
12:30 AM - 12:35 AM	59.7	58.9	03:10 AM - 03:15 AM	58.9	57.8	05:50 AM - 05:55 AM	57.0	54.0
12:35 AM - 12:40 AM	59.5	58.6	03:15 AM - 03:20 AM	61.6	58.7	05:55 AM - 06:00 AM	59.4	54.4

The above results are valid only for the analyzed/tested sample(s) as indicated in this report. No part of this report or certificate may be reproduced in any form without written consent from the Laboratory, ALS Laboratory Group (Thailand) strongly recommends that this report is not reproduced except in full.

Approved by

Sarayuth Jittrantont
Assistant General Manager



Analysis / Test Report

Client : Gulf NRV2 Co., Ltd.

789 Moo 6, T. Nongraveing, A. Muang, Nakhonratchasima Thailand 30000

P/O : GNRV2-4211200239

Project Name : Monitoring EIA

Project Location : GNRV2

Lot ID: 22122147

Date Received : Nov 30, 2022

Date Reported : Dec 09, 2022

Report Number : 2509436-1 C11

Page 3 of 3

Sample Number 22122147-19
 Parameter Noise Level (Leq 5 min)
 Location ชุมชนในเขตอุตสาหกรรมสุรนารี (หมู่ที่ 6 ตำบลหนองระเวียง) (GPS 48P 0196392, 1651555)
 Measurement Date Nov 25 - Nov 26, 2022
 Measurement by Sangtawan Natasat
 Sound Level meter Serial No. 885439

Nov 26, 2022 Time	Leq dB(A)	L90 dB(A)	Nov 26, 2022 Time	Leq dB(A)	L90 dB(A)	Nov 26, 2022 Time	Leq dB(A)	L90 dB(A)
06:00 AM - 06:05 AM	58.1	54.1	08:40 AM - 08:45 AM	63.6	58.5	11:20 AM - 11:25 AM	60.7	57.2
06:05 AM - 06:10 AM	60.9	55.2	08:45 AM - 08:50 AM	62.0	58.4	11:25 AM - 11:30 AM	61.1	57.9
06:10 AM - 06:15 AM	62.5	57.6	08:50 AM - 08:55 AM	61.4	58.1	11:30 AM - 11:35 AM	60.4	57.3
06:15 AM - 06:20 AM	60.4	56.1	08:55 AM - 09:00 AM	61.9	58.7	11:35 AM - 11:40 AM	60.1	57.0
06:20 AM - 06:25 AM	62.0	57.1	09:00 AM - 09:05 AM	62.7	58.9	11:40 AM - 11:45 AM	61.6	57.4
06:25 AM - 06:30 AM	60.2	55.6	09:05 AM - 09:10 AM	62.1	58.4	11:45 AM - 11:50 AM	61.7	57.9
06:30 AM - 06:35 AM	59.5	54.7	09:10 AM - 09:15 AM	62.3	58.3	11:50 AM - 11:55 AM	60.6	57.0
06:35 AM - 06:40 AM	57.9	53.0	09:15 AM - 09:20 AM	61.5	58.2	11:55 AM - 12:00 PM	60.8	57.5
06:40 AM - 06:45 AM	62.6	57.3	09:20 AM - 09:25 AM	61.6	58.3	12:00 PM - 12:05 PM	60.8	57.4
06:45 AM - 06:50 AM	64.8	61.7	09:25 AM - 09:30 AM	64.3	58.0	12:05 PM - 12:10 PM	60.0	56.9
06:50 AM - 06:55 AM	63.7	60.7	09:30 AM - 09:35 AM	61.4	58.0	12:10 PM - 12:15 PM	60.5	57.3
06:55 AM - 07:00 AM	63.5	60.0	09:35 AM - 09:40 AM	61.2	57.8	12:15 PM - 12:20 PM	66.9	57.7
07:00 AM - 07:05 AM	64.9	61.1	09:40 AM - 09:45 AM	62.9	57.9	12:20 PM - 12:25 PM	57.9	57.1
07:05 AM - 07:10 AM	65.0	61.8	09:45 AM - 09:50 AM	61.1	57.9	12:25 PM - 12:30 PM	60.8	56.8
07:10 AM - 07:15 AM	65.8	61.7	09:50 AM - 09:55 AM	61.0	57.8	12:30 PM - 12:35 PM	57.5	56.4
07:15 AM - 07:20 AM	65.2	62.0	09:55 AM - 10:00 AM	60.9	57.6	12:35 PM - 12:40 PM	60.2	57.3
07:20 AM - 07:25 AM	64.3	61.0	10:00 AM - 10:05 AM	61.2	58.2	12:40 PM - 12:45 PM	61.8	57.2
07:25 AM - 07:30 AM	64.6	60.9	10:05 AM - 10:10 AM	61.4	58.2	12:45 PM - 12:50 PM	59.3	57.6
07:30 AM - 07:35 AM	65.6	60.7	10:10 AM - 10:15 AM	60.9	57.8	12:50 PM - 12:55 PM	58.7	57.8
07:35 AM - 07:40 AM	62.9	58.7	10:15 AM - 10:20 AM	60.7	57.2	12:55 PM - 01:00 PM	59.7	57.9
07:40 AM - 07:45 AM	64.4	59.0	10:20 AM - 10:25 AM	60.7	57.4	01:00 PM - 01:05 PM	59.0	57.7
07:45 AM - 07:50 AM	64.5	59.7	10:25 AM - 10:30 AM	60.4	57.7	01:05 PM - 01:10 PM	59.1	57.6
07:50 AM - 07:55 AM	62.7	59.2	10:30 AM - 10:35 AM	64.4	58.2	01:10 PM - 01:15 PM	58.7	57.8
07:55 AM - 08:00 AM	62.9	59.1	10:35 AM - 10:40 AM	60.7	57.8	01:15 PM - 01:20 PM	59.7	58.4
08:00 AM - 08:05 AM	62.0	58.5	10:40 AM - 10:45 AM	60.5	57.6	01:20 PM - 01:25 PM	58.4	57.6
08:05 AM - 08:10 AM	62.2	58.3	10:45 AM - 10:50 AM	60.6	57.7	01:25 PM - 01:30 PM	58.2	57.6
08:10 AM - 08:15 AM	61.8	58.0	10:50 AM - 10:55 AM	61.4	58.4	01:30 PM - 01:35 PM	58.4	57.5
08:15 AM - 08:20 AM	62.0	57.7	10:55 AM - 11:00 AM	60.6	57.8	01:35 PM - 01:40 PM	52.7	47.2
08:20 AM - 08:25 AM	62.3	58.3	11:00 AM - 11:05 AM	61.4	58.2	01:40 PM - 01:45 PM	48.8	47.3
08:25 AM - 08:30 AM	61.2	57.5	11:05 AM - 11:10 AM	61.1	58.0	01:45 PM - 01:50 PM	51.5	47.1
08:30 AM - 08:35 AM	62.4	58.4	11:10 AM - 11:15 AM	59.7	57.1	01:50 PM - 01:55 PM	50.3	47.5
08:35 AM - 08:40 AM	62.2	58.3	11:15 AM - 11:20 AM	60.0	57.0	01:55 PM - 02:00 PM	51.0	46.3

The above results are valid only for the analyzed/tested sample(s) as indicated in this report. No part of this report or certificate may be reproduced in any form without written consent from the Laboratory. ALS Laboratory Group (Thailand) strongly recommends that this report is not reproduced except in full.

Approved by

Sarayuth Jittrantont
Assistant General Manager



Analysis / Test Report

Client : Gulf NRV2 Co., Ltd.

789 Moo 6, T. Nongraveing, A. Muang, Nakhonratchasima Thailand 30000

P/O : GNRV2-4211200239

Project Name : Monitoring EIA

Project Location : GNRV2

Lot ID: 22122147

Date Received : Nov 30, 2022

Date Reported : Dec 09, 2022

Report Number : 2509437-1 C11

Page 1 of 3

Sample Number 22122147-20
 Parameter Noise Level (Leq 5 min)
 Location ชุมชนในเขตอุตสาหกรรมสุรนารี (หมู่ที่ 6 ตำบลหนองระเวียง) (GPS 48P 0196392, 1651555)
 Measurement Date Nov 26 - Nov 27, 2022
 Measurement by Sangtawan Natasat
 Sound Level meter Serial No. 885439

Nov 26, 2022 Time	Leq dB(A)	L90 dB(A)	Nov 26, 2022 Time	Leq dB(A)	L90 dB(A)	Nov 26, 2022 Time	Leq dB(A)	L90 dB(A)
02:00 PM - 02:05 PM	55.8	47.8	04:40 PM - 04:45 PM	62.9	59.6	07:20 PM - 07:25 PM	59.8	56.8
02:05 PM - 02:10 PM	55.7	47.9	04:45 PM - 04:50 PM	63.2	59.5	07:25 PM - 07:30 PM	60.0	56.8
02:10 PM - 02:15 PM	58.3	47.6	04:50 PM - 04:55 PM	64.2	59.3	07:30 PM - 07:35 PM	59.5	56.4
02:15 PM - 02:20 PM	53.9	48.2	04:55 PM - 05:00 PM	61.5	57.3	07:35 PM - 07:40 PM	59.3	55.8
02:20 PM - 02:25 PM	53.0	49.6	05:00 PM - 05:05 PM	63.0	57.6	07:40 PM - 07:45 PM	59.3	56.0
02:25 PM - 02:30 PM	53.8	50.2	05:05 PM - 05:10 PM	63.1	58.3	07:45 PM - 07:50 PM	59.0	56.3
02:30 PM - 02:35 PM	58.0	50.9	05:10 PM - 05:15 PM	61.3	57.8	07:50 PM - 07:55 PM	63.0	56.8
02:35 PM - 02:40 PM	55.4	50.5	05:15 PM - 05:20 PM	61.5	57.7	07:55 PM - 08:00 PM	59.3	56.4
02:40 PM - 02:45 PM	55.7	52.3	05:20 PM - 05:25 PM	60.6	57.1	08:00 PM - 08:05 PM	59.1	56.2
02:45 PM - 02:50 PM	55.9	52.9	05:25 PM - 05:30 PM	60.8	56.9	08:05 PM - 08:10 PM	59.2	56.3
02:50 PM - 02:55 PM	55.5	53.7	05:30 PM - 05:35 PM	60.4	56.6	08:10 PM - 08:15 PM	60.0	57.0
02:55 PM - 03:00 PM	56.7	55.6	05:35 PM - 05:40 PM	60.6	56.3	08:15 PM - 08:20 PM	59.2	56.4
03:00 PM - 03:05 PM	58.8	56.1	05:40 PM - 05:45 PM	60.9	56.9	08:20 PM - 08:25 PM	60.0	56.8
03:05 PM - 03:10 PM	58.3	53.8	05:45 PM - 05:50 PM	59.8	56.1	08:25 PM - 08:30 PM	59.7	56.6
03:10 PM - 03:15 PM	55.6	52.6	05:50 PM - 05:55 PM	61.0	57.0	08:30 PM - 08:35 PM	58.3	55.7
03:15 PM - 03:20 PM	58.0	53.0	05:55 PM - 06:00 PM	60.8	56.9	08:35 PM - 08:40 PM	58.6	55.6
03:20 PM - 03:25 PM	56.7	52.7	06:00 PM - 06:05 PM	62.2	57.1	08:40 PM - 08:45 PM	59.3	55.8
03:25 PM - 03:30 PM	59.5	53.8	06:05 PM - 06:10 PM	60.6	57.0	08:45 PM - 08:50 PM	59.7	56.5
03:30 PM - 03:35 PM	61.1	56.2	06:10 PM - 06:15 PM	60.0	56.7	08:50 PM - 08:55 PM	59.0	55.9
03:35 PM - 03:40 PM	59.0	54.7	06:15 PM - 06:20 PM	60.5	57.3	08:55 PM - 09:00 PM	58.7	55.6
03:40 PM - 03:45 PM	60.6	55.7	06:20 PM - 06:25 PM	61.3	57.5	09:00 PM - 09:05 PM	60.2	56.0
03:45 PM - 03:50 PM	58.8	54.2	06:25 PM - 06:30 PM	60.7	57.0	09:05 PM - 09:10 PM	60.3	56.5
03:50 PM - 03:55 PM	58.1	53.3	06:30 PM - 06:35 PM	60.9	56.9	09:10 PM - 09:15 PM	59.2	55.6
03:55 PM - 04:00 PM	56.5	51.6	06:35 PM - 06:40 PM	60.1	56.8	09:15 PM - 09:20 PM	59.4	56.1
04:00 PM - 04:05 PM	61.2	55.9	06:40 PM - 06:45 PM	60.2	56.9	09:20 PM - 09:25 PM	59.4	56.0
04:05 PM - 04:10 PM	63.4	60.3	06:45 PM - 06:50 PM	62.9	56.6	09:25 PM - 09:30 PM	58.6	55.5
04:10 PM - 04:15 PM	62.3	59.3	06:50 PM - 06:55 PM	60.0	56.6	09:30 PM - 09:35 PM	59.1	55.9
04:15 PM - 04:20 PM	62.1	58.6	06:55 PM - 07:00 PM	59.8	56.4	09:35 PM - 09:40 PM	65.5	56.3
04:20 PM - 04:25 PM	63.5	59.7	07:00 PM - 07:05 PM	61.5	56.5	09:40 PM - 09:45 PM	56.5	55.7
04:25 PM - 04:30 PM	63.6	60.4	07:05 PM - 07:10 PM	59.7	56.5	09:45 PM - 09:50 PM	59.4	55.4
04:30 PM - 04:35 PM	64.4	60.3	07:10 PM - 07:15 PM	59.6	56.4	09:50 PM - 09:55 PM	56.1	55.0
04:35 PM - 04:40 PM	63.8	60.6	07:15 PM - 07:20 PM	59.5	56.2	09:55 PM - 10:00 PM	58.8	55.9

Approved by

Sarayuth Jittrantont
Assistant General Manager

The above results are valid only for the analyzed/tested sample(s) as indicated in this report. No part of this report or certificate may be reproduced in any form without written consent from the Laboratory. ALS Laboratory Group (Thailand) strongly recommends that this report is not reproduced except in full.



Analysis / Test Report

Client : Gulf NRV2 Co., Ltd.

789 Moo 6, T. Nongraveing, A. Muang, Nakhonratchasima Thailand 30000

P/O : GNRV2-4211200239

Project Name : Monitoring EIA

Project Location : GNRV2

Lot ID: 22122147

Date Received : Nov 30, 2022

Date Reported : Dec 09, 2022

Report Number : 2509437-1 C11

Page 2 of 3

Sample Number 22122147-20
 Parameter Noise Level (Leq 5 min)
 Location ชุมชนในเขตอุตสาหกรรมสุรนารี (หมู่ที่ 6 ตำบลหนองระเวียง) (GPS 48P 0196392, 1651555)
 Measurement Date Nov 26 - Nov 27, 2022
 Measurement by Sangtawan Natasat
 Sound Level meter Serial No. 885439

Nov 26 - Nov 27, 2022	Leq	L90	Nov 27, 2022	Leq	L90	Nov 27, 2022	Leq	L90
Time	dB(A)	dB(A)	Time	dB(A)	dB(A)	Time	dB(A)	dB(A)
10:00 PM - 10:05 PM	60.4	55.8	12:40 AM - 12:45 AM	55.3	51.3	03:20 AM - 03:25 AM	60.8	55.7
10:05 PM - 10:10 PM	57.9	56.2	12:45 AM - 12:50 AM	58.1	52.4	03:25 AM - 03:30 AM	59.2	55.6
10:10 PM - 10:15 PM	57.3	56.4	12:50 AM - 12:55 AM	59.7	54.8	03:30 AM - 03:35 AM	58.6	55.3
10:15 PM - 10:20 PM	58.3	56.5	12:55 AM - 01:00 AM	57.6	53.3	03:35 AM - 03:40 AM	59.1	55.9
10:20 PM - 10:25 PM	57.6	56.3	01:00 AM - 01:05 AM	59.2	54.3	03:40 AM - 03:45 AM	59.9	56.1
10:25 PM - 10:30 PM	57.7	56.2	01:05 AM - 01:10 AM	57.4	52.8	03:45 AM - 03:50 AM	59.3	55.6
10:30 PM - 10:35 PM	57.3	56.4	01:10 AM - 01:15 AM	56.7	51.9	03:50 AM - 03:55 AM	59.5	55.5
10:35 PM - 10:40 PM	58.3	57.0	01:15 AM - 01:20 AM	55.1	50.2	03:55 AM - 04:00 AM	58.7	55.4
10:40 PM - 10:45 PM	57.0	56.2	01:20 AM - 01:25 AM	59.8	54.5	04:00 AM - 04:05 AM	58.8	55.5
10:45 PM - 10:50 PM	56.8	56.2	01:25 AM - 01:30 AM	62.0	58.9	04:05 AM - 04:10 AM	61.5	55.2
10:50 PM - 10:55 PM	57.0	56.1	01:30 AM - 01:35 AM	60.9	57.9	04:10 AM - 04:15 AM	58.6	55.2
10:55 PM - 11:00 PM	51.3	45.8	01:35 AM - 01:40 AM	60.7	57.2	04:15 AM - 04:20 AM	58.4	55.0
11:00 PM - 11:05 PM	47.4	45.9	01:40 AM - 01:45 AM	62.1	58.3	04:20 AM - 04:25 AM	60.1	55.1
11:05 PM - 11:10 PM	50.1	45.7	01:45 AM - 01:50 AM	62.2	59.0	04:25 AM - 04:30 AM	58.3	55.1
11:10 PM - 11:15 PM	48.9	46.1	01:50 AM - 01:55 AM	63.0	58.9	04:30 AM - 04:35 AM	58.2	55.0
11:15 PM - 11:20 PM	49.6	44.9	01:55 AM - 02:00 AM	62.4	59.2	04:35 AM - 04:40 AM	58.1	54.8
11:20 PM - 11:25 PM	54.4	46.4	02:00 AM - 02:05 AM	61.5	58.2	04:40 AM - 04:45 AM	58.4	55.4
11:25 PM - 11:30 PM	54.3	46.5	02:05 AM - 02:10 AM	61.8	58.1	04:45 AM - 04:50 AM	58.6	55.4
11:30 PM - 11:35 PM	56.9	46.2	02:10 AM - 02:15 AM	62.8	57.9	04:50 AM - 04:55 AM	58.1	55.0
11:35 PM - 11:40 PM	52.5	46.8	02:15 AM - 02:20 AM	60.1	55.9	04:55 AM - 05:00 AM	57.9	54.4
11:40 PM - 11:45 PM	51.6	48.2	02:20 AM - 02:25 AM	61.6	56.2	05:00 AM - 05:05 AM	57.9	54.6
11:45 PM - 11:50 PM	52.4	48.8	02:25 AM - 02:30 AM	61.7	56.9	05:05 AM - 05:10 AM	57.6	54.9
11:50 PM - 11:55 PM	56.6	49.5	02:30 AM - 02:35 AM	59.9	56.4	05:10 AM - 05:15 AM	61.6	55.4
11:55 PM - 12:00 AM	54.0	49.1	02:35 AM - 02:40 AM	60.1	56.3	05:15 AM - 05:20 AM	57.9	55.0
12:00 AM - 12:05 AM	54.3	50.9	02:40 AM - 02:45 AM	59.2	55.7	05:20 AM - 05:25 AM	57.7	54.8
12:05 AM - 12:10 AM	54.5	51.5	02:45 AM - 02:50 AM	59.4	55.5	05:25 AM - 05:30 AM	57.8	54.9
12:10 AM - 12:15 AM	54.1	52.3	02:50 AM - 02:55 AM	59.0	55.2	05:30 AM - 05:35 AM	58.6	55.6
12:15 AM - 12:20 AM	55.3	54.2	02:55 AM - 03:00 AM	59.2	54.9	05:35 AM - 05:40 AM	57.8	55.0
12:20 AM - 12:25 AM	57.4	54.7	03:00 AM - 03:05 AM	59.5	55.5	05:40 AM - 05:45 AM	58.6	55.4
12:25 AM - 12:30 AM	56.9	52.4	03:05 AM - 03:10 AM	58.4	54.7	05:45 AM - 05:50 AM	58.3	55.2
12:30 AM - 12:35 AM	54.2	51.2	03:10 AM - 03:15 AM	59.6	55.6	05:50 AM - 05:55 AM	56.9	54.3
12:35 AM - 12:40 AM	56.6	51.6	03:15 AM - 03:20 AM	59.4	55.5	05:55 AM - 06:00 AM	57.2	54.2

The above results are valid only for the analyzed/tested sample(s) as indicated in this report. No part of this report or certificate may be reproduced in any form without written consent from the Laboratory, ALS Laboratory Group (Thailand) strongly recommends that this report is not reproduced except in full.

Approved by

Sarayuth Jittrantont
 Assistant General Manager



Analysis / Test Report

Client : Gulf NRV2 Co., Ltd.

789 Moo 6, T. Nongraveing, A. Muang, Nakhonratchasima Thailand 30000

P/O : GNRV2-4211200239

Project Name : Monitoring EIA

Project Location : GNRV2

Lot ID: 22122147

Date Received : Nov 30, 2022

Date Reported : Dec 09, 2022

Report Number : 2509437-1 C11

Page 3 of 3

Sample Number 22122147-20
 Parameter Noise Level (Leq 5 min)
 Location ชุมชนในเขตอุตสาหกรรมสุรนารี (หมู่ที่ 6 ตำบลหนองระเวียง) (GPS 48P 0196392, 1651555)
 Measurement Date Nov 26 - Nov 27, 2022
 Measurement by Sangtawan Natasat
 Sound Level meter Serial No. 885439

Nov 27, 2022 Time	Leq dB(A)	L90 dB(A)	Nov 27, 2022 Time	Leq dB(A)	L90 dB(A)	Nov 27, 2022 Time	Leq dB(A)	L90 dB(A)
06:00 AM - 06:05 AM	57.9	54.4	08:40 AM - 08:45 AM	53.0	45.0	11:20 AM - 11:25 AM	56.9	50.6
06:05 AM - 06:10 AM	58.3	55.1	08:45 AM - 08:50 AM	52.9	45.1	11:25 AM - 11:30 AM	57.5	51.3
06:10 AM - 06:15 AM	57.6	54.5	08:50 AM - 08:55 AM	55.5	44.8	11:30 AM - 11:35 AM	57.3	51.5
06:15 AM - 06:20 AM	57.3	54.2	08:55 AM - 09:00 AM	51.1	45.4	11:35 AM - 11:40 AM	57.8	50.7
06:20 AM - 06:25 AM	58.8	54.6	09:00 AM - 09:05 AM	50.2	46.8	11:40 AM - 11:45 AM	54.8	50.6
06:25 AM - 06:30 AM	58.9	55.1	09:05 AM - 09:10 AM	51.0	47.4	11:45 AM - 11:50 AM	57.9	51.5
06:30 AM - 06:35 AM	57.8	54.2	09:10 AM - 09:15 AM	55.2	48.1	11:50 AM - 11:55 AM	56.8	51.3
06:35 AM - 06:40 AM	58.0	54.7	09:15 AM - 09:20 AM	52.6	47.7	11:55 AM - 12:00 PM	57.7	50.7
06:40 AM - 06:45 AM	58.0	54.6	09:20 AM - 09:25 AM	52.9	49.5	12:00 PM - 12:05 PM	57.0	50.1
06:45 AM - 06:50 AM	57.2	54.1	09:25 AM - 09:30 AM	53.1	50.1	12:05 PM - 12:10 PM	54.4	49.8
06:50 AM - 06:55 AM	57.7	54.5	09:30 AM - 09:35 AM	52.7	50.9	12:10 PM - 12:15 PM	58.1	50.6
06:55 AM - 07:00 AM	64.1	54.9	09:35 AM - 09:40 AM	53.9	52.8	12:15 PM - 12:20 PM	55.6	50.1
07:00 AM - 07:05 AM	55.1	54.3	09:40 AM - 09:45 AM	56.0	53.3	12:20 PM - 12:25 PM	56.3	50.1
07:05 AM - 07:10 AM	58.0	54.0	09:45 AM - 09:50 AM	55.5	51.0	12:25 PM - 12:30 PM	57.1	50.0
07:10 AM - 07:15 AM	54.7	53.6	09:50 AM - 09:55 AM	52.8	49.8	12:30 PM - 12:35 PM	58.2	50.9
07:15 AM - 07:20 AM	57.4	54.5	09:55 AM - 10:00 AM	55.2	50.2	12:35 PM - 12:40 PM	54.9	49.9
07:20 AM - 07:25 AM	59.0	54.4	10:00 AM - 10:05 AM	53.9	49.9	12:40 PM - 12:45 PM	54.4	50.2
07:25 AM - 07:30 AM	56.5	54.8	10:05 AM - 10:10 AM	56.7	51.0	12:45 PM - 12:50 PM	54.9	49.9
07:30 AM - 07:35 AM	55.9	55.0	10:10 AM - 10:15 AM	58.3	53.4	12:50 PM - 12:55 PM	56.0	50.6
07:35 AM - 07:40 AM	56.9	55.1	10:15 AM - 10:20 AM	56.2	51.9	12:55 PM - 01:00 PM	55.1	49.3
07:40 AM - 07:45 AM	56.2	54.9	10:20 AM - 10:25 AM	57.8	52.9	01:00 PM - 01:05 PM	54.6	50.7
07:45 AM - 07:50 AM	56.3	54.8	10:25 AM - 10:30 AM	56.0	51.4	01:05 PM - 01:10 PM	56.1	50.8
07:50 AM - 07:55 AM	55.9	55.0	10:30 AM - 10:35 AM	55.3	50.5	01:10 PM - 01:15 PM	56.3	51.2
07:55 AM - 08:00 AM	56.9	55.6	10:35 AM - 10:40 AM	53.7	48.8	01:15 PM - 01:20 PM	56.7	51.3
08:00 AM - 08:05 AM	55.6	54.8	10:40 AM - 10:45 AM	58.4	53.1	01:20 PM - 01:25 PM	55.2	50.6
08:05 AM - 08:10 AM	55.4	54.8	10:45 AM - 10:50 AM	60.6	57.5	01:25 PM - 01:30 PM	57.1	52.3
08:10 AM - 08:15 AM	55.6	54.7	10:50 AM - 10:55 AM	59.5	56.5	01:30 PM - 01:35 PM	54.9	50.6
08:15 AM - 08:20 AM	49.9	44.4	10:55 AM - 11:00 AM	58.9	51.4	01:35 PM - 01:40 PM	55.2	50.4
08:20 AM - 08:25 AM	46.0	44.5	11:00 AM - 11:05 AM	56.2	51.9	01:40 PM - 01:45 PM	56.5	50.4
08:25 AM - 08:30 AM	48.7	44.3	11:05 AM - 11:10 AM	58.2	52.5	01:45 PM - 01:50 PM	56.7	51.3
08:30 AM - 08:35 AM	47.5	44.7	11:10 AM - 11:15 AM	55.9	51.3	01:50 PM - 01:55 PM	60.3	51.1
08:35 AM - 08:40 AM	48.2	43.5	11:15 AM - 11:20 AM	58.9	50.8	01:55 PM - 02:00 PM	62.1	50.1

The above results are valid only for the analyzed/tested sample(s) as indicated in this report. No part of this report or certificate may be reproduced in any form without written consent from the Laboratory. ALS Laboratory Group (Thailand) strongly recommends that this report is not reproduced except in full.

Approved by

Sarayuth Jittrantont
Assistant General Manager



Analysis / Test Report

Client : Gulf NRV2 Co., Ltd.
789 Moo 6, T. Nongraveing, A. Muang, Nakhonratchasima Thailand 30000
P/O : GNRV2-4211200239
Project Name : Monitoring EIA
Project Location : GNRV2

Lot ID: 22122147
Date Received : Nov 30, 2022
Date Reported : Dec 09, 2022
Report Number : 2509438-1 C11

Page 1 of 3

Sample Number : 22122147-21
Parameter : Noise Level (Leq 5 min)
Location : ชุมชนในเขตอุตสาหกรรมสุรนารี (หมู่ที่ 6 ตำบลหนองระเวียง) (GPS 48P 0196392, 1651555)
Measurement Date : Nov 27 - Nov 28, 2022
Measurement by : Sangtawan Natasat
Sound Level meter : Serial No. 885439

Nov 27, 2022 Time	Leq dB(A)	L90 dB(A)	Nov 27, 2022 Time	Leq dB(A)	L90 dB(A)	Nov 27, 2022 Time	Leq dB(A)	L90 dB(A)
02:00 PM - 02:05 PM	55.3	49.8	04:40 PM - 04:45 PM	58.0	54.3	07:20 PM - 07:25 PM	56.2	51.7
02:05 PM - 02:10 PM	55.9	50.7	04:45 PM - 04:50 PM	60.2	56.3	07:25 PM - 07:30 PM	54.7	50.7
02:10 PM - 02:15 PM	53.9	50.6	04:50 PM - 04:55 PM	59.7	56.3	07:30 PM - 07:35 PM	54.4	50.8
02:15 PM - 02:20 PM	56.6	50.0	04:55 PM - 05:00 PM	59.9	57.6	07:35 PM - 07:40 PM	55.0	50.8
02:20 PM - 02:25 PM	54.3	50.1	05:00 PM - 05:05 PM	62.6	60.1	07:40 PM - 07:45 PM	57.1	51.9
02:25 PM - 02:30 PM	54.7	49.9	05:05 PM - 05:10 PM	61.7	59.7	07:45 PM - 07:50 PM	56.9	52.7
02:30 PM - 02:35 PM	56.4	50.0	05:10 PM - 05:15 PM	63.9	60.4	07:50 PM - 07:55 PM	56.7	51.8
02:35 PM - 02:40 PM	55.4	50.0	05:15 PM - 05:20 PM	60.8	59.2	07:55 PM - 08:00 PM	54.7	50.3
02:40 PM - 02:45 PM	59.9	50.9	05:20 PM - 05:25 PM	61.1	57.7	08:00 PM - 08:05 PM	55.7	50.0
02:45 PM - 02:50 PM	56.9	51.4	05:25 PM - 05:30 PM	59.7	57.3	08:05 PM - 08:10 PM	56.7	50.1
02:50 PM - 02:55 PM	57.8	50.0	05:30 PM - 05:35 PM	59.4	56.1	08:10 PM - 08:15 PM	56.1	51.2
02:55 PM - 03:00 PM	54.3	50.1	05:35 PM - 05:40 PM	59.5	56.4	08:15 PM - 08:20 PM	54.2	47.7
03:00 PM - 03:05 PM	55.6	50.7	05:40 PM - 05:45 PM	58.7	54.3	08:20 PM - 08:25 PM	57.8	47.6
03:05 PM - 03:10 PM	57.1	50.9	05:45 PM - 05:50 PM	60.7	53.2	08:25 PM - 08:30 PM	54.2	47.6
03:10 PM - 03:15 PM	55.9	50.7	05:50 PM - 05:55 PM	58.6	52.5	08:30 PM - 08:35 PM	58.0	48.2
03:15 PM - 03:20 PM	55.9	50.9	05:55 PM - 06:00 PM	60.6	51.6	08:35 PM - 08:40 PM	54.3	46.5
03:20 PM - 03:25 PM	57.4	51.7	06:00 PM - 06:05 PM	61.5	52.4	08:40 PM - 08:45 PM	62.0	57.3
03:25 PM - 03:30 PM	58.8	50.6	06:05 PM - 06:10 PM	61.5	53.1	08:45 PM - 08:50 PM	62.5	58.0
03:30 PM - 03:35 PM	59.9	50.7	06:10 PM - 06:15 PM	59.8	51.8	08:50 PM - 08:55 PM	67.0	59.2
03:35 PM - 03:40 PM	57.7	51.9	06:15 PM - 06:20 PM	59.2	52.7	08:55 PM - 09:00 PM	69.6	58.6
03:40 PM - 03:45 PM	55.9	51.2	06:20 PM - 06:25 PM	56.6	50.5	09:00 PM - 09:05 PM	61.6	56.7
03:45 PM - 03:50 PM	56.9	51.0	06:25 PM - 06:30 PM	55.4	50.5	09:05 PM - 09:10 PM	61.7	57.1
03:50 PM - 03:55 PM	54.8	50.9	06:30 PM - 06:35 PM	59.5	52.4	09:10 PM - 09:15 PM	61.6	56.9
03:55 PM - 04:00 PM	57.2	52.2	06:35 PM - 06:40 PM	59.5	54.7	09:15 PM - 09:20 PM	61.9	56.8
04:00 PM - 04:05 PM	58.8	52.4	06:40 PM - 06:45 PM	63.4	56.3	09:20 PM - 09:25 PM	61.6	56.9
04:05 PM - 04:10 PM	56.9	52.7	06:45 PM - 06:50 PM	59.7	53.7	09:25 PM - 09:30 PM	61.4	56.7
04:10 PM - 04:15 PM	56.5	52.4	06:50 PM - 06:55 PM	57.7	51.5	09:30 PM - 09:35 PM	61.3	56.6
04:15 PM - 04:20 PM	59.0	51.3	06:55 PM - 07:00 PM	56.3	51.2	09:35 PM - 09:40 PM	61.6	56.6
04:20 PM - 04:25 PM	56.3	51.2	07:00 PM - 07:05 PM	56.2	51.9	09:40 PM - 09:45 PM	61.3	56.6
04:25 PM - 04:30 PM	56.5	51.7	07:05 PM - 07:10 PM	58.1	51.4	09:45 PM - 09:50 PM	61.3	56.7
04:30 PM - 04:35 PM	62.8	52.9	07:10 PM - 07:15 PM	61.5	52.0	09:50 PM - 09:55 PM	61.1	56.4
04:35 PM - 04:40 PM	55.6	52.1	07:15 PM - 07:20 PM	56.4	52.3	09:55 PM - 10:00 PM	62.6	56.6

Approved by

Sarayuth Jittrantont
Assistant General Manager

The above results are valid only for the analyzed/tested sample(s) as indicated in this report. No part of this report or certificate may be reproduced in any form without written consent from the Laboratory. ALS Laboratory Group (Thailand) strongly recommends that this report is not reproduced except in full.



Analysis / Test Report

Client : Gulf NRV2 Co., Ltd.

789 Moo 6, T. Nongraveing, A. Muang, Nakhonratchasima Thailand 30000

P/O : GNRV2-4211200239

Project Name : Monitoring EIA

Project Location : GNRV2

Lot ID: 22122147

Date Received : Nov 30, 2022

Date Reported : Dec 09, 2022

Report Number : 2509438-1 C11

Page 2 of 3

Sample Number 22122147-21
 Parameter Noise Level (Leq 5 min)
 Location ชุมชนในเขตอุตสาหกรรมสุรนารี (หมู่ที่ 6 ตำบลหนองระเวียง) (GPS 48P 0196392, 1651555)
 Measurement Date Nov 27 - Nov 28, 2022
 Measurement by Sangtawan Natasat
 Sound Level meter Serial No. 885439

Nov 27 - Nov 28, 2022	Leq	L90	Nov 28, 2022	Leq	L90	Nov 28, 2022	Leq	L90
Time	dB(A)	dB(A)	Time	dB(A)	dB(A)	Time	dB(A)	dB(A)
10:00 PM - 10:05 PM	61.2	56.3	12:40 AM - 12:45 AM	58.6	57.0	03:20 AM - 03:25 AM	47.4	45.8
10:05 PM - 10:10 PM	62.1	56.8	12:45 AM - 12:50 AM	58.5	56.8	03:25 AM - 03:30 AM	48.7	43.9
10:10 PM - 10:15 PM	61.7	56.8	12:50 AM - 12:55 AM	57.5	56.6	03:30 AM - 03:35 AM	48.6	45.3
10:15 PM - 10:20 PM	61.8	56.9	12:55 AM - 01:00 AM	56.0	44.8	03:35 AM - 03:40 AM	50.1	45.2
10:20 PM - 10:25 PM	61.8	56.2	01:00 AM - 01:05 AM	50.7	43.5	03:40 AM - 03:45 AM	51.0	45.2
10:25 PM - 10:30 PM	60.2	55.6	01:05 AM - 01:10 AM	55.4	43.3	03:45 AM - 03:50 AM	47.7	44.6
10:30 PM - 10:35 PM	61.0	56.2	01:10 AM - 01:15 AM	44.9	42.9	03:50 AM - 03:55 AM	53.3	46.0
10:35 PM - 10:40 PM	61.0	56.8	01:15 AM - 01:20 AM	46.6	42.8	03:55 AM - 04:00 AM	51.9	45.3
10:40 PM - 10:45 PM	58.0	57.1	01:20 AM - 01:25 AM	43.9	43.0	04:00 AM - 04:05 AM	47.9	46.2
10:45 PM - 10:50 PM	60.9	57.8	01:25 AM - 01:30 AM	51.6	43.3	04:05 AM - 04:10 AM	49.0	45.8
10:50 PM - 10:55 PM	58.6	57.6	01:30 AM - 01:35 AM	48.0	44.8	04:10 AM - 04:15 AM	52.2	46.6
10:55 PM - 11:00 PM	57.8	56.9	01:35 AM - 01:40 AM	50.3	43.1	04:15 AM - 04:20 AM	50.8	46.1
11:00 PM - 11:05 PM	59.0	57.1	01:40 AM - 01:45 AM	46.1	43.2	04:20 AM - 04:25 AM	50.5	46.6
11:05 PM - 11:10 PM	57.8	57.0	01:45 AM - 01:50 AM	60.8	57.6	04:25 AM - 04:30 AM	50.5	46.8
11:10 PM - 11:15 PM	57.7	56.9	01:50 AM - 01:55 AM	54.2	43.2	04:30 AM - 04:35 AM	51.6	46.8
11:15 PM - 11:20 PM	57.8	57.2	01:55 AM - 02:00 AM	52.4	43.5	04:35 AM - 04:40 AM	52.3	48.3
11:20 PM - 11:25 PM	57.8	57.0	02:00 AM - 02:05 AM	47.8	43.2	04:40 AM - 04:45 AM	52.6	48.0
11:25 PM - 11:30 PM	57.8	56.9	02:05 AM - 02:10 AM	47.7	43.6	04:45 AM - 04:50 AM	52.0	49.2
11:30 PM - 11:35 PM	58.5	56.9	02:10 AM - 02:15 AM	44.9	43.5	04:50 AM - 04:55 AM	53.0	49.7
11:35 PM - 11:40 PM	58.8	56.7	02:15 AM - 02:20 AM	45.0	43.9	04:55 AM - 05:00 AM	54.8	50.8
11:40 PM - 11:45 PM	58.9	57.0	02:20 AM - 02:25 AM	44.9	44.2	05:00 AM - 05:05 AM	55.5	51.3
11:45 PM - 11:50 PM	57.7	56.6	02:25 AM - 02:30 AM	58.9	44.8	05:05 AM - 05:10 AM	56.5	52.6
11:50 PM - 11:55 PM	57.3	56.4	02:30 AM - 02:35 AM	45.6	44.9	05:10 AM - 05:15 AM	55.9	53.1
11:55 PM - 12:00 AM	56.9	56.2	02:35 AM - 02:40 AM	46.3	44.4	05:15 AM - 05:20 AM	58.4	54.2
12:00 AM - 12:05 AM	58.0	56.1	02:40 AM - 02:45 AM	47.5	43.3	05:20 AM - 05:25 AM	55.5	53.1
12:05 AM - 12:10 AM	57.8	56.3	02:45 AM - 02:50 AM	58.1	45.3	05:25 AM - 05:30 AM	56.8	54.2
12:10 AM - 12:15 AM	57.8	56.4	02:50 AM - 02:55 AM	45.3	43.0	05:30 AM - 05:35 AM	57.9	56.1
12:15 AM - 12:20 AM	57.8	56.6	02:55 AM - 03:00 AM	48.2	45.1	05:35 AM - 05:40 AM	59.1	56.5
12:20 AM - 12:25 AM	57.5	56.5	03:00 AM - 03:05 AM	45.6	43.3	05:40 AM - 05:45 AM	59.8	54.6
12:25 AM - 12:30 AM	58.1	57.0	03:05 AM - 03:10 AM	47.1	43.8	05:45 AM - 05:50 AM	58.6	52.9
12:30 AM - 12:35 AM	58.5	56.9	03:10 AM - 03:15 AM	48.1	45.0	05:50 AM - 05:55 AM	58.6	52.2
12:35 AM - 12:40 AM	58.5	56.9	03:15 AM - 03:20 AM	47.4	43.5	05:55 AM - 06:00 AM	59.7	54.1

The above results are valid only for the analyzed/tested sample(s) as indicated in this report. No part of this report or certificate may be reproduced in any form without written consent from the Laboratory, ALS Laboratory Group (Thailand) strongly recommends that this report is not reproduced except in full.

Approved by

Sarayuth Jittrantont
 Assistant General Manager



Analysis / Test Report

Client : Gulf NRV2 Co., Ltd.

789 Moo 6, T. Nongraveing, A. Muang, Nakhonratchasima Thailand 30000

P/O : GNRV2-4211200239

Project Name : Monitoring EIA

Project Location : GNRV2

Lot ID: 22122147

Date Received : Nov 30, 2022

Date Reported : Dec 09, 2022

Report Number : 2509438-1 C11

Page 3 of 3

Sample Number 22122147-21
 Parameter Noise Level (Leq 5 min)
 Location ชุมชนในเขตอุตสาหกรรมสุรนารี (หมู่ที่ 6 ตำบลหนองระเวียง) (GPS 48P 0196392, 1651555)
 Measurement Date Nov 27 - Nov 28, 2022
 Measurement by Sangtawan Natasat
 Sound Level meter Serial No. 885439

Nov 28, 2022 Time	Leq dB(A)	L90 dB(A)	Nov 28, 2022 Time	Leq dB(A)	L90 dB(A)	Nov 28, 2022 Time	Leq dB(A)	L90 dB(A)
06:00 AM - 06:05 AM	63.0	54.5	08:40 AM - 08:45 AM	58.5	52.2	11:20 AM - 11:25 AM	59.2	57.0
06:05 AM - 06:10 AM	63.4	57.7	08:45 AM - 08:50 AM	59.7	53.0	11:25 AM - 11:30 AM	59.1	56.7
06:10 AM - 06:15 AM	61.0	57.5	08:50 AM - 08:55 AM	56.7	52.7	11:30 AM - 11:35 AM	58.0	56.2
06:15 AM - 06:20 AM	62.6	58.6	08:55 AM - 09:00 AM	58.4	52.0	11:35 AM - 11:40 AM	58.6	56.1
06:20 AM - 06:25 AM	64.1	58.1	09:00 AM - 09:05 AM	58.0	52.2	11:40 AM - 11:45 AM	59.2	55.9
06:25 AM - 06:30 AM	62.2	57.6	09:05 AM - 09:10 AM	57.5	51.8	11:45 AM - 11:50 AM	61.6	56.6
06:30 AM - 06:35 AM	60.1	55.1	09:10 AM - 09:15 AM	56.6	52.0	11:50 AM - 11:55 AM	59.4	56.6
06:35 AM - 06:40 AM	59.4	55.0	09:15 AM - 09:20 AM	59.3	51.8	11:55 AM - 12:00 PM	59.0	56.3
06:40 AM - 06:45 AM	62.5	57.6	09:20 AM - 09:25 AM	56.1	51.8	12:00 PM - 12:05 PM	58.5	55.8
06:45 AM - 06:50 AM	61.6	57.5	09:25 AM - 09:30 AM	60.5	53.4	12:05 PM - 12:10 PM	59.0	54.8
06:50 AM - 06:55 AM	62.1	57.1	09:30 AM - 09:35 AM	58.8	53.8	12:10 PM - 12:15 PM	59.1	54.8
06:55 AM - 07:00 AM	62.0	56.4	09:35 AM - 09:40 AM	62.4	53.8	12:15 PM - 12:20 PM	57.7	55.5
07:00 AM - 07:05 AM	61.8	57.7	09:40 AM - 09:45 AM	60.8	52.4	12:20 PM - 12:25 PM	58.3	55.5
07:05 AM - 07:10 AM	63.0	58.5	09:45 AM - 09:50 AM	58.1	52.0	12:25 PM - 12:30 PM	58.0	55.2
07:10 AM - 07:15 AM	64.7	59.2	09:50 AM - 09:55 AM	60.1	53.0	12:30 PM - 12:35 PM	57.8	55.3
07:15 AM - 07:20 AM	64.4	59.4	09:55 AM - 10:00 AM	58.0	52.6	12:35 PM - 12:40 PM	58.1	55.5
07:20 AM - 07:25 AM	63.3	58.2	10:00 AM - 10:05 AM	58.7	56.5	12:40 PM - 12:45 PM	58.3	56.2
07:25 AM - 07:30 AM	62.5	56.8	10:05 AM - 10:10 AM	59.9	56.9	12:45 PM - 12:50 PM	55.6	53.8
07:30 AM - 07:35 AM	62.0	55.2	10:10 AM - 10:15 AM	58.4	56.4	12:50 PM - 12:55 PM	56.2	53.7
07:35 AM - 07:40 AM	59.9	53.9	10:15 AM - 10:20 AM	58.9	56.7	12:55 PM - 01:00 PM	56.8	53.5
07:40 AM - 07:45 AM	61.0	52.2	10:20 AM - 10:25 AM	58.9	56.5	01:00 PM - 01:05 PM	59.2	54.2
07:45 AM - 07:50 AM	58.6	53.1	10:25 AM - 10:30 AM	59.7	56.4	01:05 PM - 01:10 PM	57.0	54.2
07:50 AM - 07:55 AM	61.2	53.6	10:30 AM - 10:35 AM	59.3	55.9	01:10 PM - 01:15 PM	56.6	53.9
07:55 AM - 08:00 AM	61.6	53.7	10:35 AM - 10:40 AM	59.0	56.4	01:15 PM - 01:20 PM	56.1	53.4
08:00 AM - 08:05 AM	58.6	53.9	10:40 AM - 10:45 AM	59.2	56.0	01:20 PM - 01:25 PM	56.6	52.4
08:05 AM - 08:10 AM	56.6	52.7	10:45 AM - 10:50 AM	59.1	56.5	01:25 PM - 01:30 PM	56.7	52.4
08:10 AM - 08:15 AM	58.9	53.8	10:50 AM - 10:55 AM	59.7	56.9	01:30 PM - 01:35 PM	55.3	53.1
08:15 AM - 08:20 AM	64.7	59.9	10:55 AM - 11:00 AM	59.0	57.0	01:35 PM - 01:40 PM	55.9	53.1
08:20 AM - 08:25 AM	62.5	58.0	11:00 AM - 11:05 AM	58.8	55.9	01:40 PM - 01:45 PM	55.6	52.8
08:25 AM - 08:30 AM	63.9	59.3	11:05 AM - 11:10 AM	59.0	56.3	01:45 PM - 01:50 PM	55.4	52.9
08:30 AM - 08:35 AM	63.1	58.3	11:10 AM - 11:15 AM	60.3	57.0	01:50 PM - 01:55 PM	55.7	53.1
08:35 AM - 08:40 AM	64.7	59.1	11:15 AM - 11:20 AM	58.9	56.2	01:55 PM - 02:00 PM	55.9	53.8

The above results are valid only for the analyzed/tested sample(s) as indicated in this report. No part of this report or certificate may be reproduced in any form without written consent from the Laboratory. ALS Laboratory Group (Thailand) strongly recommends that this report is not reproduced except in full.

Approved by

Sarayuth Jittrantont
Assistant General Manager